



PRODUCT CATALOGUE



















OCTOBER 2021






MAKITAUK.COM






SYMBOL KEY

Tools









| | |
|--|---------------------------|
|  | Forward/reverse rotation |
|  | 2 mechanical gears |
|  | 3 mechanical gears |
|  | 4 function |
|  | Torque limiter |
|  | Rotary only |
|  | Rotary hammer |
|  | Hammer only |
|  | Variable speed |
|  | Soft start |
|  | Electronic brake |
|  | Constant speed under load |
|  | Anti-Vibration system |
|  | Tool-less blade change |
|  | Laser line |
|  | Flow sensor |
|  | Extreme clean |
|  | 110V |



| | |
|---|------------------|
|  | 240V |
|  | Job light |
|  | Double insulated |
|  | Made in the UK |

Production tools














| | |
|---|---------------------------|
|  | Forward/reverse rotation |
|  | Soft start |
|  | Electronic brake |
|  | Constant speed under load |
|  | Job light |

Air tools

| | |
|--|--------------|
|  | 110V |
|  | 240V |
|  | Easy load |
|  | Exhaust |
|  | Utility hook |
|  | Depth dial |
|  | No mar tip |
|  | Soft grip |

| | |
|---|--------------|
|  | Contact trip |
|  | Sequential |

Grounds maintenance, landscaping and forestry

| | |
|---|------------------------|
|  | 110V |
|  | 240V |
|  | Electronic ignition |
|  | Variable speed trigger |
|  | Soft start |
|  | Electronic brake |
|  | Inertia brake |
|  | Automatic chain brake |
|  | Anti-Vibration system |
|  | Tool-less blade change |
|  | Decompressor |
|  | 4 stroke |
|  | Double insulated |

1

Year

Guarantee

Every Makita Tool is thoroughly inspected and tested before leaving the factory and is guaranteed to be free of defects from workmanship and materials for the period of ONE YEAR from the date of original purchase. Should any trouble develop during this one year period, return the COMPLETE tool freight prepaid, to EITHER an Authorised Makita Service Agent or to Makita (UK) Ltd. If inspection shows the trouble is caused by defective workmanship or material, Makita will repair WITHOUT CHARGE.

This guarantee does not apply where:

- Repairs have been made or attempted by others.
- Repairs are required because of normal wear and tear.
- The tool has been abused, misused or improperly maintained.
- Alterations have been made to the tool.
- This guarantee does not affect your statutory rights.

Visit www.makitauk.com for the latest noise and vibration figures. Alternatively see page 189

Makita (UK) Ltd, Michigan Drive, Tongwell, Milton Keynes, Bucks, MK15 8JD Tel: 01908 211678

| New Products | | | 4 |
|--------------------------------------|------|----|----------|
| Cordless Tools | | | |
| Batteries | 6 | 6 | 7 |
| Torches | 9/24 | 9 | 11 |
| Cordless Kits | 24 | 86 | 105 |
| Demolition Hammers | 13 | 26 | - |
| Rotary Hammers | 14 | 26 | 91 |
| Combi Drills | 15 | 30 | 91 |
| Drill Drivers | - | 32 | 93 / 106 |
| Angle Drills | - | 36 | 94 |
| Impact Drivers | 16 | 37 | 95 / 106 |
| Impact Wrenches | 16 | 40 | 96 |
| Drywall Screwdrivers | - | 44 | - |
| Autofeed Screwdrivers | - | 45 | - |
| Nailers / Staplers | 19 | 46 | 100 |
| Rivet Gun | - | 48 | - |
| Planers | - | 48 | - |
| Router / Trimmers | - | 49 | - |
| Mitre Saws | 18 | 51 | - |
| Circular Saws | 17 | 52 | 101 |
| Band Saws | - | 56 | - |
| Jigsaws | - | 58 | 98 |
| Sanders / Polishers | - | 59 | 100 |
| Tile cutters | - | - | 101 |
| Multi Tools | - | 60 | 99 |
| Reciprocating Saws | 19 | 61 | 98 |
| Shears / Nibbler | - | 62 | - |
| Disc Cutters | - | 64 | - |
| Angle Grinders | 19 | 65 | - |
| Steel Rod / Rebar Cutter | - | 69 | 102 |
| Fans / Blowers | 23 | 75 | 104 |
| Dust Extractor / Vacuums | 23 | 76 | 104 |
| Job Site Radios / Bluetooth Speakers | | | 108 |
| Drills | | | |
| Angle Drills | | | 112 |
| Rotary Drills | | | 113 |
| Percussion Drills | | | 114 |
| Diamond Core Drills | | | 116 |
| Rotary Hammer Drills SDS-Plus | | | 117 |
| Demolition | | | |
| Rotary Hammer Drills SDS-Max | | | 121 |
| Scrapers | | | 123 |
| Demolition Hammer | | | 124 |
| Construction | | | |
| Stone Cutting | | | 127 |
| Petrol Disc Cutters | | | 129 |
| Stone Polisher | | | 131 |
| Concrete Planer | | | 131 |
| Mixers | | | 143 |
| Angle Grinders | | | |
| Heat Guns | | | 144 |
| Metal Working | | | |
| Die Grinders | | | 140 |
| Shears | | | 141 |
| Nibblers | | | 141 |
| Cut-off saws | | | 142 |
| Polishers | | | 161 |

| Fastening | |
|---|-----|
| Autofeed Screwdrivers | 144 |
| Drywall Screwdrivers | 145 |
| Impact Drivers | 145 |
| Impact Wrenches | 146 |
| Gas Nailers | 173 |
| Air Nailers | 174 |
| Compressors | 177 |
| Saws | |
| Cut-off saws | 142 |
| Band saws | 156 |
| Jigsaws | 147 |
| Reciprocating Saws | 148 |
| Circular Saws | 149 |
| Plunge Saws | 149 |
| Table Saw | 151 |
| Mitre Saws | 152 |
| Woodworking | |
| Biscuit Jointer | 149 |
| Sanders | 158 |
| Planers | 162 |
| Mortiser | 163 |
| Thicknesser | 163 |
| Trimmers | 165 |
| Routers | 163 |
| Multi Tool | |
| Dust Management | |
| Measuring | |
| Laser Levels | 181 |
| Distance Measures | 183 |
| Pumps | |
| Power Washers | |
| Heated Jacket | |
| Production Tools | |
| Vibration and Noise Chart | |
| Grounds Maintenance, Landscaping and Forestry | |
| Cordless Chainsaws | A2 |
| Cordless Split-Shaft | A4 |
| Cordless Earth Auger | A6 |
| Cordless Brush Cutter / Linetrimmers | A7 |
| Cordless Blowers | A13 |
| Cordless Hedge Trimmers | A15 |
| Cordless Sprayers | A18 |
| Cordless Shears | A18 |
| Cordless Grass Shears | A19 |
| Cordless Wheelbarrow | A20 |
| Cordless Lawn Mowers | A21 |
| Chainsaws | A25 |
| Linetrimmers | A29 |
| Brush Cutters | A32 |
| Split-Shaft | A34 |
| Hedge Trimmers | A36 |
| Lawn Mowers | A38 |
| Scarifiers | A42 |
| Blowers | A43 |
| Shredder | A44 |
| Water Pumps | A45 |

Building Training, Servicing & Support for our Customers



Makita UK is the first company within our industry to provide City & Guilds training accreditation covering the correct and safe use of power tools and garden machinery ensuring our customers training and servicing requirements are met.

Some of our available courses include:

General product course

This course is a must for personnel in any organisation committed to selling Makita products, and gives a high level of familiarity with the entire Makita range of power tools.

Outdoor power product course

With the inclusion of our Dolmar brand to the Makita range we have quadrupled our product range. This is a must for our dealers to give them the highest level of knowledge needed to be an authorised dealer.

Electric service course

This course is for authorised service personnel who require a precise insight into the repair process of a cross section of Makita products.

Service course

This course is for authorised service personnel who wish to gain skills in specific areas of tool servicing. This includes servicing pressure washers, gas nailers, air or petrol tools.

Outdoor power service course

A must for all our Makita and Dolmar authorised servicing dealers. The course has been specifically designed to demonstrate how easily the product range can be maintained, serviced and repaired.

For more information and to see all of our available courses visit us at:
<http://www.makitauk.com/training.html>



EPTA Makita Corporation is a member of
The European Power Tool Association.

Factory Service Centres

Makita UK Milton Keynes

Michigan Drive, Milton Keynes
MK15 8JD



Makita: Milton Keynes FSC

Unit 21, Tanners Drive, Blakelands
Milton Keynes MK14 5BU

Makita: London FSC

Unit 5, Vector Park, Forest Road,
Feltham, London TW13 7EJ



Makita: Glasgow FSC

Unit 4a, Albion Industrial Trading Est,
750 South St, Glasgow G14 0SY



NEW PRODUCTS

40V Max XGT Brushless Impact Wrench
TW007GD203 / TW007GZ
TW008GD202 / TW008GZ
Page 16



40V Max XGT Brushless 260mm Slide
Compound Mitre Saw
LS004GD201 / LS004GZ01
Page 18



40V Max XGT Inflator
MP001GD101 / MP001GZ
Page 22



40V Max XGT Portable Fan
CF002GZ
Page 23



18V LXT Brushless Combi Drill
DHP486RTJ / DHP486Z
Page 30



18V LXT Brushless Combi Drill
DHP487RTJ / DHP487Z
Page 31



18V LXT Brushless Drill Driver
DDF486Z
Page 32



18V LXT Brushless Drill Driver
DDF487Z
Page 33



18V LXT Brushless Impact Driver
DTD157RTJ / DTD157Z
Page 39



18V LXT Brushless Impact Wrench
DTW302Z
Page 42



18V LXT Inflator
DMP181Z
Page 71



18V / 14.4V LXT Portable Fan
DCF301Z
Page 75



18V LXT Brushless 2 Piece Kit
DLX2372TJ
Page 88



125mm Angle Grinder
GA5080RX05
Page 136



80V Max (Twin 40V Max) XGT Brushless
Brush Cutter
UR012GZ04
Page A8



40V Max XGT Brushless Brush Cutter
UR006GD201 / UR006GZ04
Page A8



40V Max XGT Brushless Linetrimmer
UR008GD201 / UR008GZ01
Page A8



DAB/DAB+ Bluetooth Job Site Radio
MR007GZ
Page 108



18V LXT 5L Garden Sprayer
DUS054Z
Page A18



12V Max CXT 5L Garden Sprayer
US053DZ
Page A18



BATTERIES / CHARGERS



| | | | | | |
|--------------------------------|-----------------------|--|--------------------------------------|----------------------|--|
| 18V LXT 6.0 Ah | BL1860B (197422-4) | 55 Minute Charge 1-2 Batteries with ADP10 Adaptor | 55 Minute Charge 1-2 Batteries | 130 Minute Charge | 130 Minute Charge 1-2 Batteries 260 Minute Charge 3-4 Batteries |
| 18V LXT 5.0 Ah | BL1850B (197280-8) | 45 Minute Charge 1-2 Batteries with ADP10 Adaptor | 45 Minute Charge 1-2 Batteries | 110 Minute Charge | 110 Minute Charge 1-2 Batteries 220 Minute Charge 3-4 Batteries |
| 18V LXT 4.0 Ah | BL1840B (197265-4) | 36 Minute Charge 1-2 Batteries with ADP10 Adaptor | 36 Minute Charge 1-2 Batteries | 90 Minute Charge | 90 Minute Charge 1-2 Batteries 180 Minute Charge 3-4 Batteries |
| 18V LXT 3.0 Ah | BL1830B (197599-5) | 22 Minute Charge 1-2 Batteries with ADP10 Adaptor | 22 Minute Charge 1-2 Batteries | 60 Minute Charge | 60 Minute Charge 1-2 Batteries 120 Minute Charge 3-4 Batteries |
| 40V Max XGT 4.0 Ah | BL4040 (191B26-6) | 45 Minute Charge 1-2 Batteries | | | |
| 40V Max XGT 2.5 Ah | BL4025 (191B36-3) | 28 Minute Charge 1-2 Batteries | | | |

BATTERIES / CHARGERS

Power Pack LXT

Lithium-ion

PDC01

Twin 18V LXT Adaptor
191J51-5

18V LXT Adaptor
191J50-7

22-55
Minute Charge
See 18V LXT Battery
chart for more information

191A64-2 - Includes LXT power pack and twin 18V adaptor. (18V batteries not included)
191A59-5 - Includes LXT power pack, 18V adaptor and twin 18V adaptor. (18V batteries not included)
191C91-1 - Includes LXT power pack, 4x 5.0Ah 18V LXT batteries, 18V charger and twin 18V adaptor

1,200Wh Power Pack

Lithium-ion

PDC1200

Twin 18V LXT Adaptor
191J51-5

40V XGT Adaptor
191N62-4

DC4001

360
Minute Charge
6 Hours

PDC1200A01 - Includes 1,200Wh battery power pack, DC4001 charger and twin 18V adaptor
PDC1200A02 - Includes 1,200Wh battery power pack and DC4001 charger

12V Max CXT

Lithium-ion

| | | | |
|-----------|-----------------------|---------------------|----------------------|
| 4.0 Ah | BL1041B (197406-2) | 60 Minute Charge | 130 Minute Charge |
| 2.0 Ah | BL1021B (197396-9) | 30 Minute Charge | 70 Minute Charge |
| 1.5 Ah | BL1016B (197393-5) | 22 Minute Charge | 50 Minute Charge |

Battery capacity measured in line with battery directive 2006/66/EC and EU regulations 11/03/2010. Li-ion IEC61960.
For information on other Makita batteries please visit our website: www.makitauk.com

NEW THIRD GENERATION BELTS POUCHES, BAGS & HOLDERS

Makita are delighted to have launched a new and improved collection of belts and pouches to our extensive and popular range of accessories. The newly designed range makes it even easier for tradespeople to safely and easily store and transport their tools and accessories. The collection includes belts, braces, pouches, holders, bags, cases, gear and equipment, and offers users the durability and reliability needed for everyday use.

With over 40 products in the range, Makita has a solution to suit every task; the pouches and holsters are available in a range of designs, suitable for a wide range of trades and uses

www.makitauk.com/pouches



**STRAP/BELT
SYSTEM**

REAL LEATHER

**HEAVY-LOAD
SUPPORT SYSTEM**

**DURABLE
RIVETING**

**TOOL
LOOPS
SYSTEM**

**LOOP-CLIP
SOLUTION**

**CS
BACKPACK
CARRYING
SYSTEM**

**BELT LOOP
HOLDER**

**WATERPROOF
BOTTOM**

**RAIL GUIDE
SYSTEM**

ANTI SLIP

**ELASTIC
LOOPS**

3 LAYERS

**SIDE-GATE
SOLUTION**

CORDLESS USB ADAPTORS / CORDLESS TORCHES

18V/14.4V USB Adaptor

DECADP05

2x USB port adaptor



**LXT
LITHIUM-ION**

DECADP05 Body only

12V Max USB Adaptor

DEAADP08

1x USB port adaptor



**CXT
LITHIUM-ION**

DEAADP08 Body only

12V Max USB Adaptor

DEBADP06

1x USB port adaptor



**CXT
LITHIUM-ION**

DEBADP06 Body only

40V Max XGT LED Torch

ML001G

4x 0.5W LED
160 Lumen
12 position pivoting head with
positive stops from 0° to 170°



**XGT
LITHIUM-ION**

ML001G Body only

40V Max XGT LED Tube Torch

ML002G

0.5W x 20 LED All round
2W x 1 LED Single light
710 Lumens
2.4Amp USB Port for charging
phones or similar



**XGT
LITHIUM-ION**

ML002G Body only

18V/14.4V LED Worklight

DML805

14.4v or 18V Li-ion Battery or
Mains Powered 110v/240V

20 x 0.5W LED
Max Run Time 17 Hours
750 Lumen
Light can be rotated 360°



**LXT
LITHIUM-ION**

DML805 Body only

18V LED Worklight

DML809

18V Li-ion Battery or
Mains Powered 110v/240V

Can take 2x 18V batteries for
longer run times.

96 x LED
High: 10,000 lumens
Medium: 4,000 lumens
Low: 2,000 lumens



**LXT
LITHIUM-ION**

DML809 Body only

CORDLESS TORCHES

18V LED Worklight

DML811

18V Li-ion Battery or
Mains Powered 110v/240V

30 x LED
High: 3,000 lumens
Medium: 1,500 lumens
Low: 750 lumens



LXT
LITHIUM-ION

DML811 Body only

18V LED Upright Light

DML810

18V Li-ion Battery or
Mains Powered 110v/240V

Can take 2x 18V batteries for
longer run times.

High: 5,500 lumens
Medium: 3,000 lumens
Low: 1,500 lumens
Lighting range: 360°
Lighting range left: 180°
Lighting range right: 180°

Power socket can be used to
chain multiple upright lights
together

Self-righting design keeps
work light in an upright
position when knocked



LXT
LITHIUM-ION

DML810 Body only

18V LED Torch

DML812

18V Li-ion Battery

9W Single LED + 16 1W LED
Max Run Time 10 Hours
Spot 600 Lumen
Flood 1,000 Lumen
Spot/Flood 1,250 Lumen
Light can be rotated 90°



LXT
LITHIUM-ION

DML812 Body only

18V/14.4V LED Torch

DML815

14.4v or 18V Li-ion Battery

0.5W 4 x LED
Max Run Time 54 Hours
160 Lumen



LXT
LITHIUM-ION

DML815 Body only

18V/14.4V LED Torch

DML808

14.4v or 18V Li-ion Battery

4.9W Single LED
Max Run Time 32 Hours
190 Lumen



LXT
LITHIUM-ION

DML808 Body only

18V/14.4V LED Torch

DML801

14.4v or 18V Li-ion Battery

Half Power 6 x 0.5W LED
Full Power 12 x 0.5W LED
Max Run Time 48 Hours
240 Lumen



LXT
LITHIUM-ION

DML801 Body only

18V/14.4V LED Tube Torch

DML806

14.4v or 18V Li-ion Battery

1W Single LED + 20 x 0.5W LED
Max Run Time 71 Hours
620 Lumen
Can be used as 360° lantern,
180° lantern or flash light



LXT
LITHIUM-ION

DML806 Body only

18V LED Torch

DML186

18V Li-ion Battery

0.08W 6 x LED
Max Run Time 114 Hours
500 Lumen



LXT
LITHIUM-ION

DML186 Body only

12V Max LED Torch

ML106

10.8v & 12v CXT Li-ion Battery

4.9W Single LED
Max Run Time 12 Hours
190 Lumen



CXT
LITHIUM-ION

ML106 Body only

12V Max LED Tube Torch

ML104

10.8v and 12v CXT Li-ion Battery

2W Single LED + 20 x 0.5W LED
Max Run Time 19 Hours
710 Lumen
Can be used as 360° lantern, 180°
lantern or flash light



CXT
LITHIUM-ION

ML104 Body only

CORDLESS TORCHES

18V/14.4V LED Torch

DML803

14.4v or 18V Li-ion Battery

2.4W Single LED
Max Run Time 36 Hours
170 Lumen
Umbilical with clothing clip



LXT
LITHIUM-ION

DML803 Body only

18V/14.4V LED Head Torch

DML800

14.4v or 18V Li-ion Battery

1.6W Single LED
Max Run Time 20 Hours
100 Lumen
7 Position head
IPX-4 Waterproof design



LXT
LITHIUM-ION

DML800 Body only

12V Max LED Torch

ML105

10.8v & 12v CXT Li-ion Battery

4.9W Single LED
Max Run Time 14 Hours
190 Lumen



CXT
LITHIUM-ION

ML105 Body only

12V Max LED Flashlight

ML103

10.8v and 12v CXT Li-ion Battery

1.5W Single LED
Max Run Time 28 Hours
100 Lumen



CXT
LITHIUM-ION

ML103 Body only

GET 80V MAX POWER FROM YOUR 40V MAX BATTERIES

Utilise your 40V Max batteries to get more power and run time from our 80V Max machines. The powerful 80V motor is powered by two 40V Max batteries in either 2.5Ah or 4.0Ah capacities.

XGT is a genuine solution for high demand industrial applications. A combination of innovative tool design and higher output batteries, providing a genuine solution for high demand industrial users as well.

The tough XGT construction design is supported by a charging system that charges batteries in as little as 28 minutes.

XGT **80V_{max}**
40V_{max} + 40V_{max}



XGT **40V_{max}** **Li-ion**



40V MAX / TWIN 40V MAX (80V MAX) XGT CORDLESS

80V Max (Twin 40V Max) XGT Brushless Rotary Demolition Hammer

HR006G

| | |
|------------------|-------------------|
| No load Speed | 150 – 310 rpm |
| Blows per Minute | 1,100 - 2,250 bpm |
| Shank | SDS-MAX |
| Max TCT bit | 52mm |
| Max Core bit | 160mm |
| Impact Energy | 20.0 J |
| Net Weight | 12.8 - 14.5kg |

20.0 Joules



HR006GD202 2 x 2.5Ah Li-ion
+ ADP10 14.4v/18V charger adaptor
HR006GZ Body only

STANDARD EQUIPMENT: Fast charger, battery cartridges, side handle, side grip, depth gauge, bit grease, cloth, carry case.



AFT
XGT **80V_{max}**
40V_{max} + 40V_{max}

BL **SOFT** **AWS** **AVT**
MOTOR **NO LOAD**

40V Max XGT Brushless Rotary Demolition Hammer

HR005G

| | |
|------------------|-------------------|
| No load Speed | 250 – 500 rpm |
| Blows per Minute | 1,450 - 2,900 bpm |
| Shank | SDS-MAX |
| Max TCT bit | 40mm |
| Max Core bit | 105mm |
| Impact Energy | 8.0J |
| Net Weight | 7.4 – 8.2kg |

8.0 Joules

ULTRA-LOW VIBRATION
Rotary Hammer 5.0 m/sec²
Hammer 4.0 m/sec²
EN60745



HR005GD201 2 x 2.5Ah Li-ion
+ ADP10 14.4v/18V charger adaptor
HR005GZ01 Body only

STANDARD EQUIPMENT: Fast charger, battery cartridges, side handle, depth gauge, bit grease, cloth, wireless unit, carry case.



AFT
XGT

BL **SOFT** **AWS** **AVT**
MOTOR **NO LOAD**

80V Max (Twin 40V Max) XGT Brushless Demolition Hammer

HM002G

| | |
|--------------------------|-----------------|
| Shank | SDS-MAX |
| Blows per Minute | 950 – 1,900 bpm |
| Impact Energy per Stroke | 20.9 J |
| Net Weight | 12.0 – 13.3kg |

20.9 Joules



HM002GD202 2 x 2.5Ah Li-ion
+ ADP10 14.4v/18V charger adaptor
HM002GZ03 Body only

STANDARD EQUIPMENT: Fast charger, battery cartridges, bull point, bit grease, side grip, cloth, carry case.



XGT **80V_{max}**
40V_{max} + 40V_{max}

BL **SOFT** **AWS** **AVT**
MOTOR **NO LOAD**

Body only machines and products do not come with batteries or chargers.

40V MAX XGT CORDLESS

40V Max XGT Brushless Demolition Hammer

HM001G

| | |
|--------------------------|---------------|
| Shank | SDS-MAX |
| Blows per Minute | 0 – 2,650 bpm |
| Impact Energy per Stroke | 9.4J |
| Net Weight | 6.3 – 7.1kg |

9.4 Joules

AWS: Auto-start Wireless System connects to compatible dust extractor with Bluetooth

Bluetooth®



XGT
BL MOTOR **SOFT NOLOAD** **AWS** **AVT**

HM001GD201 2x 2.5Ah Li-ion
+ ADP10 14.4v/18V charger adaptor

HM001GZ02 Body only

STANDARD EQUIPMENT: Bull Point, Bit Grease, Side Grip, Wireless Unit, Cloth, Carry Case

40V Max XGT Brushless Rotary Hammer

HR004G

| | | | |
|------------------|------------|------------------|--------------|
| Max in Steel | 13mm | Blows per Minute | 0 – 5,000bpm |
| Max in Wood | 32mm | Impact Energy | 2.9J |
| Max in Concrete | 28mm | Net Weight | 4.0 – 4.5kg |
| Max TCT Core | 54mm | | |
| Max Diamond Core | 65mm | | |
| No Load Speed | 0 – 980rpm | | |

QUICK CHANGE CHUCK

Body only machines do not come with a carry case.



2.9 Joules

AVT
BL MOTOR **XGT**



HR004GD202 2x 2.5Ah Li-ion
+ DX14 Dust Extraction attachment

HR004GD204 2 x 2.5Ah Li-ion

+ ADP10 14.4v/18V charger adaptor / DX14 Dust Box

HR004GD203 2 x 2.5Ah Li-ion


+ ADP10 14.4v/18V charger adaptor

HR004GZ Body Only

STANDARD EQUIPMENT: Fast charger, battery cartridges, depth gauge, side grip, bit grease, cloth, quick change chuck, carry case.

DUST EXTRACTION ATTACHMENT

DX12 - HR003G



HEPA Filtration System
The filter captures 99.97% of particulates .3 microns and larger.

DX14 - HR004G



Adjustable Depth Stop



Twin LED Work Lights



40V MAX XGT CORDLESS

40V Max XGT Brushless Rotary Hammer

HR003G

| | |
|------------------|--------------|
| Max in Steel | 13mm |
| Max in Wood | 32mm |
| Max in Concrete | 28mm |
| Max TCT Core | 54mm |
| Max Diamond Core | 65mm |
| No Load Speed | 0 – 980rpm |
| Blows per Minute | 0 – 5,000bpm |
| Impact Energy | 2.8J |
| Net Weight | 3.9 – 4.6kg |

2.8 Joules

Body only machines do not come with a carry case.



AVT
BL MOTOR **XGT**



HR003GD203 2 x 2.5Ah Li-ion
+ ADP10 14.4v/18V charger adaptor

HR003GZ Body Only

STANDARD EQUIPMENT: Fast charger, battery cartridge, depth gauge, side grip, bit grease, cloth, carry case

40V Max XGT Brushless Combi Drill

HP001G

| | | | |
|---------------------|-------------------------------------|----------------------|--------------------|
| Capacity in Steel | 20mm | Max Fastening Torque | 140Nm (Hard joint) |
| Capacity in Wood | 76mm | | 68Nm (Soft Joint) |
| Capacity in Masonry | 20mm | Net Weight | 2.7 – 3.0kg |
| Chuck Capacity | 1.5 – 13mm | | |
| No Load Speed | Hi: 0- 2,600rpm Lo: 0- 650rpm | | |
| Blows per minute | Hi: 0- 39,000bpm Lo: 0- 9,750bpm | | |
| Torque Settings | 21 in high speed 41 in low speed | | |

ELECTRONIC CLUTCH

Body only machines do not come with a carry case.



AVT
BL MOTOR **XGT**



HP001GD202 2 x 2.5Ah Li-ion
+ ADP10 14.4v/18V charger adaptor

HP001GZ Body Only

STANDARD EQUIPMENT: Fast charger, battery cartridge, depth stop, side handle, belt hook, screw bit, carry case

40V Max XGT Brushless Combi Drill

HP002G

| | |
|----------------------------|---|
| Capacity in Steel | 13mm |
| Capacity in Wood | 38mm |
| Capacity in Masonry | 13mm |
| Chuck Capacity | 1.5 – 13mm |
| No Load Speed | Hi: 0 – 2,200 rpm Lo: 0 – 600 rpm |
| Blows per Minute | Hi: 0 – 33,000 bpm Lo: 0 – 9,000 bpm |
| Torque Settings | 21 + Drill |
| Max Fastening Torque (S/H) | 30/64 Nm |
| Net Weight | 2.0 – 2.6kg |

Body only machines do not come with a carry case.



AVT
BL MOTOR **XGT**



HP002GD203 2 x 2.5Ah Li-ion
+ ADP10 14.4v/18V charger adaptor

HP002GZ Body Only

STANDARD EQUIPMENT: Fast charger, battery cartridges, belt hook, screw bit

40V MAX XGT CORDLESS

40V Max XGT Brushless Impact Driver

TD001G

| | | | |
|---------------------|---------------------|-----------------------|---------------------|
| Driving Shank | ¼" Hex | No Load Speed | 0 – 3,700 rpm (Max) |
| Machine Screw | M4 – M8 | | 0 – 3,200 rpm (Hi) |
| Standard Bolt | M5 – M16 | | 0 – 2,100 rpm (Mid) |
| High Strength Bolt | M5 – M14 | | 0 – 1,100 rpm (Lo) |
| Coarse Thread Screw | 22 – 125mm | Max Tightening Torque | 220Nm |
| Impacts per Minute | 0 – 4,400 ipm (Max) | Net Weight | 1.7 – 2.0kg |
| | 0 – 3,600 ipm (Hi) | | |
| | 0 – 2,600 ipm (Mid) | | |
| | 0 – 1,100 ipm (Lo) | | |

WOOD MODE
3x BOLT MODES
T-MODE THICK METAL
T-MODE THIN METAL

Body only machines do not come with a carry case.



TD001GD209 2 x 2.5Ah Li-ion
+ ADP10 14.4v/18V charger adaptor
TD001GZ Body Only

STANDARD EQUIPMENT: Fast charger, battery cartridge, belt hook, carry case.

40V Max XGT Brushless Impact Wrench

TW001G

| | | | |
|------------------------|----------------------|-----------------------|------------|
| Driving Shank | 3/4" Square (C-ring) | No Load Speed | 0-1,800rpm |
| Standard Bolt | M12-M36 | | 0-1,400rpm |
| High Strength Bolt | M10 – M27 | | 0-1,150rpm |
| Impact Power Selection | | | 0-950rpm |
| | Max/Hard/Med/Soft | Max Tightening Torque | 1,800Nm |
| Impacts per Minute | 0-2,500ipm | Nut Busting Torque | 2,050Nm |
| | 0-2,400ipm | Net Weight | 3.9-4.2kg |
| | 0-2,200ipm | | |
| | 0-1,900ipm | | |

4 STAGE IMPACT SELECTION

Body only machines do not come with a carry case.



TW001GD202 2 x 2.5Ah Li-ion
+ ADP10 14.4v/18V charger adaptor
TW001GZ Body Only

STANDARD EQUIPMENT: Fast charger, battery cartridges, belt clip, carry case.

40V Max XGT Brushless Impact Wrench

TW007G
TW008G

| | | | |
|---------------------------|---------------------------------|-----------------------|----------------------|
| Driving Shank | ½" Square | Impacts per Minute | 0-2,900 / 0-2,700 / |
| | C-ring TW007 / Pin detent TW008 | | 0-1,900 / 0-1,200ipm |
| Standard Bolt | M10 - M24 | No Load Speed | 0-2,300 / 0-1,900 / |
| High Strength Bolt (10.9) | M10 – M16 | | 0-1,200 / 0-600rpm |
| High Strength Bolt (F10T) | M12 – M16 | Max Tightening Torque | 760Nm |
| Impact Power Selection | | Nut Busting Torque | 1,100Nm |
| | Max/Hard/Med/Soft | Net Weight | 2.7 – 3.3kg |

4 STAGE IMPACT SELECTION

Body only machines do not come with a carry case.



TW007GD203 2 x 2.5Ah Li-ion
+ ADP10 14.4v/18V charger adaptor
TW007GZ Body Only
TW008GD202 2 x 2.5Ah Li-ion
+ ADP10 14.4v/18V charger adaptor
TW008GZ Body Only

STANDARD EQUIPMENT: Fast charger, battery cartridges, belt clip, carry case.

Body only machines and products do not come with batteries or chargers.

40V MAX XGT CORDLESS

40V Max XGT Brushless Impact Wrench

TW004G

| | | | |
|------------------------|--------------------------|----------------------|------------|
| Driving Shank | ½" Square Drive (C-ring) | No Load Speed | 0-3,200rpm |
| Standard Bolt | M10 – M20 | | 0-2,600rpm |
| High Strength Bolt | M10 – M16 | | 0-1,800rpm |
| Impact Power Selection | | | 1,000rpm |
| | Max, Hi, Med, Soft | Max Fastening Torque | 350Nm |
| Impacts per Minute | 0-4,000ipm | Nut Busting Torque | 630Nm |
| | 0-3,400ipm | Net Weight | 1.9–2.2kg |
| | 0-2,600ipm | | |
| | 0-1,800ipm | | |

4 STAGE IMPACT SELECTION

Body only machines do not come with a carry case.



TW004GD203 2 x 2.5Ah Li-ion
+ ADP10 14.4v/18V charger adaptor
TW004GZ Body Only

STANDARD EQUIPMENT: Fast charger, battery cartridges, belt clip, carry case.

40V Max XGT Brushless 260mm Circular Saw

RS002G

| | | |
|-----------------------------|-----------------------|--|
| Blade Diameter | 260mm | AWS: Auto-start Wireless System |
| Bore Diameter | 15.88/ 25/ 25.4/ 30mm | connects to compatible dust extractor with Bluetooth |
| Max Cutting Capacity at 0° | 95mm | |
| Max Cutting Capacity at 45° | 70mm | |
| Max Cutting Capacity at 56° | 54.5mm | |
| No Load Speed | 4,000 rpm | |
| Net Weight | 5.7 – 6.3kg | |

Bluetooth®

Body only machines do not come with a carry case.



Recommended Blade: E-07696

RS002GD201 2 x 2.5Ah Li-ion
+ ADP10 14.4v/18V charger adaptor
RS002GZ Body Only
STANDARD EQUIPMENT: Fast charger, battery cartridges, TCT Saw Blade, Grip, Offset Wrench.

40V Max XGT Brushless 185mm Circular Saw

RS001G

| | | |
|-----------------------------|-------------|---|
| Blade Diameter | 185mm | Body only machines do not come with a carry case. |
| Bore Diameter | 30mm | |
| Max Cutting Capacity at 0° | 65mm | |
| Max Cutting Capacity at 45° | 45mm | |
| Max Cutting Capacity at 53° | 38mm | |
| No Load Speed | 6,400 rpm | |
| Net Weight | 5.0 – 5.6kg | |

Recommended Blade: E-08676



RS001GD202 2 x 2.5Ah Li-ion
+ ADP10 14.4v/18V charger adaptor
RS001GZ Body Only
STANDARD EQUIPMENT: Fast charger, battery cartridges, TCT Saw Blade, Offset Wrench, Guide Rule.

Body only machines and products do not come with batteries or chargers.

40V MAX XGT CORDLESS

40V Max XGT Brushless 190mm Circular Saw

HS004G

| | |
|-----------------------------|-------------|
| Blade Diameter | 190mm |
| Bore Diameter | 20 / 30mm |
| Max cutting capacity at 0° | 60mm |
| Max cutting capacity at 45° | 43mm |
| Max cutting capacity at 48° | 41mm |
| No Load Speed | 6,000rpm |
| Net Weight | 4.4 – 4.7kg |

AWS: Auto-start Wireless System connects to compatible dust extractor with Bluetooth



Body only machines do not come with a carry case.



Recommended Blade: B-64185



HS004GD203 2 x 2.5Ah Li-ion
+ ADP10 14.4v/18V charger adaptor

HS004GZ Body Only

STANDARD EQUIPMENT: Fast charger, battery cartridge, guide rule, dust nozzle, TCT saw blade, hex wrench, carry case.

40V Max XGT Brushless 260mm Slide Compound Mitre Saw

LS004G

| | |
|-----------------|------------------|
| Blade Diameter | 260mm |
| Bore Diameter | 30mm |
| No Load Speed | 3,600 rpm |
| Max Mitre Range | 60° to 60° (L-R) |
| Max Bevel Range | 48° to 48° (L-R) |
| Net Weight | 26.6 – 27.2kg |

CAN BE PLACED AGAINST A WALL



| | Bevel Angle | | |
|----------------------|-------------|----------|-------------|
| Mitre Angle | 45° (left) | 0° | 45° (right) |
| 0° | 42x310mm | 68x310mm | 29x305mm |
| 45° (left and right) | 42x218mm | 68x218mm | 29x215mm |
| 60° (left and right) | | 68x155mm | |

AWS: Auto-start Wireless System connects to compatible dust extractor with Bluetooth



Recommended Blade: B-64624



LS004GD201 2 x 2.5Ah Li-ion
+ ADP10 14.4v/18V charger adaptor

LS004GZ01 Body only

STANDARD EQUIPMENT: Fast charger, battery cartridges, TCT saw blade, dust bag, hex wrench, vertical vice, accessory set, wireless unit.

40V Max XGT Brushless 216mm Slide Compound Mitre Saw

LS002G

| | |
|-----------------|------------------|
| Blade Diameter | 216mm |
| Bore Diameter | 30mm |
| No Load Speed | 4,800 rpm |
| Max Mitre Range | 60° to 60° (L-R) |
| Max Bevel Range | 48° to 48° (L-R) |
| Net Weight | 16.4 – 17.0kg |

CAN BE PLACED AGAINST A WALL



| | Bevel Angle | | |
|----------------------|-------------|----------|-------------|
| Mitre Angle | 45° (left) | 0° | 45° (right) |
| 0° | 50x312mm | 70x312mm | 30x312mm |
| 45° (left and right) | 50x220mm | 70x220mm | 30x220mm |
| 60° (right) | | 70x155mm | |

AWS: Auto-start Wireless System connects to compatible dust extractor with Bluetooth



Recommended Blade: E-06971



LS002GD203 2 x 2.5Ah Li-ion
+ ADP10 14.4v/18V charger adaptor

LS002GZ01 Body only

STANDARD EQUIPMENT: Fast charger, battery cartridges, TCT Saw Blade, Dust Bag, Triangular Rule, Vertical Vice, Hex Wrench, Wireless unit

40V MAX XGT CORDLESS

40V Max XGT Brushless Reciprocating Saw

JR001G

| | |
|--------------------|---------------------------------------|
| Strokes per minute | Hi: 0 – 3,000spm Lo: 0 – 2,300 spm |
| Length of Stroke | 32mm |
| Capacity in Wood | 255mm |
| Capacity in Pipe | Ø130mm |
| Net Weight | 4.2 – 4.5kg |

Body only machines do not come with a carry case.



JR001GD202 2 x 2.5Ah Li-ion
+ ADP10 14.4v/18V charger adaptor
JR001GZ Body Only

STANDARD EQUIPMENT: Fast charger, battery cartridge, blade set, tool bag.

40V Max XGT Brushless 18Ga Brad Nailer

FN001G

| | |
|-------------------|-------------|
| Nail Type | Brad Nail |
| Nail Length | 15 – 40mm |
| Nail Gauge | 18Ga |
| Magazine Capacity | 100 pcs |
| Net Weight | 2.6 – 3.2kg |

Body only machines do not come with a carry case.



FN001GD201 2 x 2.5Ah Li-ion
+ ADP10 14.4v/18V charger adaptor
FN001GZ02 Body Only

STANDARD EQUIPMENT: Fast charger, battery cartridges, carry case, nose adaptor, hex wrench, belt clip

40V Max XGT Brushless 230mm Angle Grinder

GA038GZ07

| | |
|---------------------|---------------|
| Wheel Diameter | 230mm |
| Bore Diameter | 22.23mm |
| Max Wheel Thickness | 6.5mm |
| Switch Type | Paddle Switch |
| No load Speed | 6,600rpm |
| Net Weight | 4.6 – 7.4kg |

Body only machines do not come with a carry case.

PADDLE SWITCH
ANT-RESTART

AWS: Auto-start Wireless System connects to compatible dust extractor with Bluetooth



GA038GZ07 Body Only

STANDARD EQUIPMENT: Sidel handle, lock nut wrench, wireless unit.

40V MAX XGT CORDLESS

40V Max XGT Brushless 115mm Angle Grinder GA004G

| | | |
|---------------------|--------------|-----------------------------|
| Wheel Diameter | 115mm | SLIDE SWITCH ANT-RESTART |
| Bore Diameter | 22.23mm | |
| Max Wheel Thickness | 7.2mm | |
| No Load Speed | 8,500rpm | |
| Switch Type | Slide Switch | |
| Net Weight | 2.9 – 3.6kg | |

Body only machines do not come with a carry case.



XGT **BL** **AFT**
MOTOR

GA004GD202 2 x 2.5Ah Li-ion
+ ADP10 14.4v/18V charger adaptor

GA004GZ Body Only

STANDARD EQUIPMENT: Fast charger, battery cartridge, grinding wheel, side handle, lock nut wrench, carry case.

40V Max XGT Brushless 115mm Angle Grinder GA022G

| | | |
|---------------------|------------------|-----------------------------|
| Wheel Diameter | 115mm | SLIDE SWITCH ANT-RESTART |
| Bore Diameter | 22.23mm | |
| Max Wheel Thickness | 7.2mm | |
| No Load Speed | 3,000 - 8,500rpm | |
| Switch Type | Slide Switch | |
| Net Weight | 3.0-3.6kg | |

Body only machines do not come with a carry case.



XGT **BL** **AWS** **AFT**
MOTOR

GA022GD202 2 x 2.5Ah Li-ion
+ ADP10 14.4v/18V charger adaptor

GA022GZ Body Only

STANDARD EQUIPMENT: Fast charger, battery cartridge, grinding wheel, side handle, lock nut wrench, carry case.

40V Max XGT Brushless 115mm Angle Grinder GA012G

| | | |
|---------------------|---------------|------------------------------|
| Wheel Diameter | 115mm | PADDLE SWITCH ANT-RESTART |
| Bore Diameter | 22.23mm | |
| Max Wheel Thickness | 7.2mm | |
| No Load Speed | 8,500rpm | |
| Switch Type | Paddle Switch | |
| Net Weight | 3.0 – 3.6kg | |

Body only machines do not come with a carry case.



XGT **BL** **AFT**
MOTOR

GA012GD202 2 x 2.5Ah Li-ion
+ ADP10 14.4v/18V charger adaptor

GA012GZ Body Only

STANDARD EQUIPMENT: Fast charger, battery cartridge, grinding wheel, side handle, lock nut wrench, carry case.

Body only machines and products do not come with batteries or chargers.

40V MAX XGT CORDLESS

40V XGT Brushless 115mm Angle Grinder GA028G

| | | |
|---------------------|------------------|------------------------------|
| Wheel Diameter | 115mm | PADDLE SWITCH ANT-RESTART |
| Bore Diameter | 22.23mm | |
| Max Wheel Thickness | 7.2mm | |
| No Load Speed | 3,000 - 8,500rpm | |
| Switch Type | Paddle Switch | |
| Net Weight | 3.0-3.6kg | |

Body only machines do not come with a carry case.



XGT **BL** **AWS** **AFT**
MOTOR

GA028GD202 2 x 2.5Ah Li-ion
+ ADP10 14.4v/18V charger adaptor

GA028GZ Body Only

STANDARD EQUIPMENT: Fast charger, battery cartridge, grinding wheel, side handle, lock nut wrench, carry case.



AWS: Auto-start Wireless System connects to compatible dust extractor with Bluetooth

40V Max XGT Brushless 125mm Angle Grinder GA005G

| | | |
|---------------------|--------------|-----------------------------|
| Wheel Diameter | 125mm | SLIDE SWITCH ANT-RESTART |
| Bore Diameter | 22.23mm | |
| Max Wheel Thickness | 7.2mm | |
| No Load Speed | 8,500rpm | |
| Switch Type | Slide Switch | |
| Net Weight | 2.9 – 3.6kg | |

Body only machines do not come with a carry case.



XGT **BL** **AFT**
MOTOR

GA005GD202 2 x 2.5Ah Li-ion
+ ADP10 14.4v/18V charger adaptor

GA005GZ Body Only

STANDARD EQUIPMENT: Fast charger, battery cartridge, grinding wheel, side handle, lock nut wrench, carry case.

40V Max XGT Brushless 125mm Angle Grinder GA023G

| | | |
|---------------------|------------------|-----------------------------|
| Wheel Diameter | 125mm | SLIDE SWITCH ANT-RESTART |
| Bore Diameter | 22.23mm | |
| Max Wheel Thickness | 7.2mm | |
| No Load Speed | 3,000 - 8,500rpm | |
| Switch Type | Slide Switch | |
| Net Weight | 3.0-4.4kg | |

Body only machines do not come with a carry case.



XGT **BL** **AWS** **AFT**
MOTOR

GA023GD203 2 x 2.5Ah Li-ion
+ ADP10 14.4v/18V charger adaptor

GA023GZ Body Only

STANDARD EQUIPMENT: Fast charger, battery cartridge, grinding wheel, side handle, lock nut wrench, carry case.

Body only machines and products do not come with batteries or chargers.

40V MAX XGT CORDLESS

40V Max XGT Brushless 125mm Angle Grinder

GA013G

| | | |
|---------------------|---------------|--|
| Wheel Diameter | 125mm | PADDLE SWITCH ANT-RESTART |
| Bore Diameter | 22.23mm | |
| Max Wheel Thickness | 7.2mm | |
| No Load Speed | 8,500rpm | |
| Switch Type | Paddle Switch | |
| Net Weight | 3.0 – 3.6kg | |

Body only machines do not come with a carry case.



GA013GD202 2 x 2.5Ah Li-ion
+ ADP10 14.4v/18V charger adaptor
GA013GZ Body Only

STANDARD EQUIPMENT: Fast charger, battery cartridge, grinding wheel, side handle, lock nut wrench, carry case.



XGT **BL MOTOR** **AFT**

40V Max XGT Brushless 125mm Angle Grinder

GA029G

| | | |
|---------------------|------------------|--|
| Wheel Diameter | 125mm | PADDLE SWITCH ANT-RESTART |
| Bore Diameter | 22.23mm | |
| Max Wheel Thickness | 7.2mm | |
| No Load Speed | 3,000 - 8,500rpm | |
| Switch Type | Paddle Switch | |
| Net Weight | 3.0-4.5kg | |

Body only machines do not come with a carry case.



GA029GD202 2 x 2.5Ah Li-ion
+ ADP10 14.4v/18V charger adaptor
GA029GZ Body Only

STANDARD EQUIPMENT: Fast charger, battery cartridge, grinding wheel, side handle, lock nut wrench, carry case.



XGT **BL MOTOR** **AWS** **AFT**

40V Max XGT Inflator

MP001G

| | | |
|----------------------|-----------------------------|--|
| Max Air Pressure | 1,110kPa (161 PSI) | 3x INFLATION SETTINGS |
| Air Discharge Amount | | |
| | 24 litres/min (at 200 kPa) | |
| | 12 litres/min (at 700 kPa) | |
| | 7 litres/min (at 1,100 kPa) | |
| Hose length | 65cm | |
| Net Weight | 2.2-3.5kg | |

Body only machines do not come with a carry case.



MP001GD101 1 x 2.5Ah Li-ion
+ ADP10 14.4v/18V charger adaptor
MP001GZ Body Only

STANDARD EQUIPMENT: Fast charger, battery cartridge, British adaptor, French adaptor, Sport ball needle adaptor, swim ring adaptor.



XGT

40V MAX XGT CORDLESS

40V Max XGT BL Vacuum

CL001G

| | |
|--------------------|----------------------|
| Max Air Flow | 1.2 m³/min |
| Max Sealed Suction | 21 kPa |
| Suction Power | 20 / 45 / 70 / 125 W |
| Capacity | 0.73 L |
| Net Weight | 1.7-2.3kg |



CL001GD225 2 x 2.5Ah Li-ion
+ ADP10 14.4v/18V charger adaptor
CL001GZ04 Body only

STANDARD EQUIPMENT: Fast charger, battery cartridges, nozzle, straight pipe, sash nozzle



BL MOTOR
XGT

40V Max XGT Swing Fan

CF001GZ

| | | |
|-----------------------------|------------------------|-------------------------|
| Max Air Speed (H/M/L) | 190 / 150 / 120 m/min | 3-SPEED SETTINGS |
| Air Flow (H/M/L) | 8.2 / 6.5 / 5.2 m³/min | |
| Fan Diameter | 235mm | |
| Run Time (2.5Ah) | | |
| Without Oscillation (H/M/L) | 410 / 550 / 730 mins | |
| With Oscillation (H/M/L) | 370 / 500 / 665 mins | |
| Net Weight | 2.0-3.0 kg | |

Body only machines do not come with a carry case.

CF001GZ Body Only
STANDARD EQUIPMENT: AC power adaptor.



XGT

40V Max XGT Portable Fan

CF002GZ

| | | |
|-----------------------------------|------------------------|--|
| Fan Diameter | 330mm | 3-SPEED SETTINGS AUTO OSCILLATION |
| Max Air Speed (Hi/Med/Low) | 240 / 170 / 120 m/min | |
| Air Flow (Hi/Med/Low) | 21 / 15 / 10 m³/min | |
| Run time with BL4040 (Hi/Med/Low) | | |
| With Oscillation | 305 / 610 / 970 mins | |
| Without Oscillation | 320 / 640 / 1,020 mins | |
| Net Weight | 3.8-5.1kg | |

Body only machines do not come with a carry case.

CF002GZ Body Only
STANDARD EQUIPMENT: AC power adaptor.



XGT

40V MAX XGT CORDLESS

40V Max XGT LED Torch ML001G

| | |
|------------------------|---|
| Bulb | 4x 0.5W LED |
| Lumens | 160 |
| Pivoting head | 12 positions positive stops from 0°-170° |
| Light type | sharp, round spotlight |
| Net weight with BL4040 | 1.3kg |
| Net weight | 0.28kg |



ML001G Body Only
STANDARD EQUIPMENT: Belt hook.

40V Max XGT LED Tube Torch ML002G

| | |
|------------------------|--|
| Bulbs All Round | 20 x 0.5W LED |
| Bulbs Single | 1 x 2W LED |
| Lumens | 170 |
| 3 lighting modes | All-around (360°) Half (180°) Top light Only |
| Type A USB 2.0 | 2.4Amp output with on/off switch |
| Net weight with BL4040 | 1.5kg |
| Net weight | 0.46kg |



ML002G Body Only

40V Max XGT Brushless 2 Piece Kit DK0114G202

| | |
|---------------|-------------|
| Combi Drill | HP001G |
| Impact Driver | TD001G |
| Batteries | BL4025 (x2) |
| Charger | DC40RA |
| Adaptor | ADP10 |



DK0114G202 2 x 2.5Ah Li-ion
+ ADP10 14.4v/18V charger adaptor


STANDARD EQUIPMENT: Fast charger, battery cartridges,
ADP10 14.4/18V charger adaptor, carry bag.

Body only machines and products do not come with batteries or chargers.

TWIN 18V (36V) LXT CORDLESS

Twin 18V (36V) LXT Brushless Earth Auger DDG460

| | | | |
|-----------------------|-------------|---------------------------------|------------|
| No Load Speed (High) | 0-1,400 rpm | Capacity (High resistance soil) | 150mm |
| No Load Speed (Low) | 0-350 rpm | Capacity (Low resistance soil) | 200mm |
| Chuck Capacity | 2-13mm | Max Torque (H/L) | 48 / 136Nm |
| Max Drilling Capacity | 200mm | Net Weight | 7.3-8.2kg |



DDG460T2X7 2x 5.0Ah Li-ion
DDG460ZX7 Body only
STANDARD EQUIPMENT: Fast charger, battery cartridges, Chuck key, Hex wrench,
Adaptor x2.



ACCESSORIES: EARTH AUGERS & BLADES FOR DDG460



| Part No. | Description | Part No. | Description |
|----------|----------------------------------|----------|-----------------------------|
| E-07294 | Earth Auger 100x800mm (with Pin) | E-07630 | Auger Blade 100mm (E-07294) |
| E-07303 | Earth Auger 150x800mm (with Pin) | E-07646 | Auger Blade 150mm (E-07303) |
| E-07319 | Earth Auger 200x800mm (with Pin) | E-07652 | Auger Blade 200mm (E-07319) |
| E-07235 | Extension Bar 540mm (with Pin) | | |

To see the full range visit www.makitauk.com

TWIN 18V (36V) LXT CORDLESS

Twin 18V (36V) LXT Rotary Demolition Hammer

DHR400ZKU

| | |
|------------------|----------------|
| No load speed | 250-500rpm |
| Blows per minute | 1,450-2,900bpm |
| Shank | SDS-MAX |
| Max. TCT bit | 40mm |
| Max. core bit | 105mm |
| Impact energy | 8.0J |
| Net weight | 7.3-8.1kg |

8.0 Joules

ULTRA-LOW VIBRATION
Rotary Hammer 5.0 m/sec²
Hammer 4.5 m/sec²
EN60745



AWS: Auto-start Wireless System connects to compatible dust extractor with Bluetooth

Bluetooth®



DHR400ZKU Body only

STANDARD EQUIPMENT: Side handle, depth gauge, bit grease, cloth, wireless unit, carry case.

Twin 18V (36V) LXT Brushless Rotary Hammer

DHR280 DHR281

| | | | |
|------------------|------|------------------|-------------------|
| Max in Steel | 13mm | No Load Speed | 0-980rpm |
| Max in Wood | 32mm | Blows per Minute | 0-5,000bpm |
| Max in Concrete | 28mm | Impact Energy | 2.8J |
| Max TCT Core | 54mm | Net Weight | DHR280: 3.9-4.9kg |
| Max Diamond Core | 65mm | | DHR281: 4.0-5.1kg |



2.8 Joules



DHR280ZJ Body only

DHR280ZWJ Body only

+ DX08 Dust Extraction Attachment

DHR281ZJ Body only

+ Quick change chuck

DHR281ZWJ Body only


+ Quick change chuck & DX09 Dust Extraction Attachment

STANDARD EQUIPMENT: Depth gauge, side grip, bit grease, carry case, quick release chuck with DHR281 only.

DUST EXTRACTION ATTACHMENT



DX08 - DHR280



HEPA Filtration System
The filter captures 99.97% of particulates .3 microns and larger.



DX09 - DHR281



Adjustable Depth Stop



Twin LED Work Lights



TWIN 18V (36V) / 18V LXT CORDLESS

Twin 18V (36V) LXT Rotary Hammer

DHR263 DHR264

| | |
|-------------------|-------------------|
| Max. in steel | 13mm |
| Max. in wood | 32mm |
| Max in concrete | 26mm |
| Max. TCT Core | 54mm |
| Max. Diamond Core | 65mm |
| No load speed | 0-1,200 rpm |
| Blows per minute | 0-4,800bpm |
| Net weight | DHR263: 4.1-5.1kg |
| | DHR264: 4.2-5.1kg |

2.5 Joules



DHR263ZJ Body only

DHR264ZJ Body only

+ Quick change chuck

STANDARD EQUIPMENT: Depth gauge, side handle, bit grease, carry case, quick release chuck with DHR264ZJ only.

18V LXT Brushless Rotary Hammer

DHR242 DHR243

| | | | |
|----------------------|----------|----------------------|-------------------|
| Capacity in Steel | 13mm | Blows per minute | 0-4,700bpm |
| Capacity in Wood | 27mm | Single impact energy | 2.0J |
| Capacity in Concrete | 24mm | Net weight | DHR243: 3.1-3.8kg |
| No load speed | 0-950rpm | | DHR242: 3.2-3.7kg |

2.0 Joules



DHR242RTJW 2 x 5.0Ah Li-ion

DX06 Dust Extraction Attachment

DHR242RTJ 2 x 5.0Ah Li-ion

DHR242Z Body only

DHR243RTJW 2 x 5.0Ah Li-ion

DX07 Dust Extraction Attachment

DHR243RTJ 2 x 5.0Ah Li-ion


DHR243Z Body only

STANDARD EQUIPMENT: Fast charger, battery cartridge, depth gauge, side handle, carry case, 243: quick change chuck.

DUST EXTRACTION ATTACHMENT



DX06 - DHR242



HEPA Filtration System
The filter captures 99.97% of particulates .3 microns and larger.



DX07 - DHR243

Adjustable Depth Stop



18V LXT CORDLESS

18V LXT Brushless Rotary Hammer

| | |
|----------------------|------------|
| Capacity in concrete | 18mm |
| Capacity in steel | 13mm |
| Capacity in wood | 24mm |
| Max TCT core | 35mm |
| Max diamond core | 32mm |
| Shank | SDS-PLUS |
| No load speed | 0-1,350rpm |
| Blows per minute | 0-5,000bpm |
| Impact energy | 1.7J |
| Net weight | 2.4-3.2kg |

1.7 Joules



DHR182ZJ Body Only
STANDARD EQUIPMENT: Side grip, depth gauge, carry case.



18V LXT Brushless Rotary Hammer

| | |
|----------------------|--------------|
| Capacity in Concrete | 17mm |
| Capacity in Steel | 10mm |
| Capacity in Wood | 13mm |
| No Load Speed | 0 – 680rpm |
| Blows per minute | 0 – 4,800bpm |
| Shank | SDS-PLUS |
| Impact Energy | 1.2J |
| Net Weight | 2.1-2.8kg |

1.2 Joules



DHR171RTJ 2 x 5.0Ah Li-ion
DHR171Z Body Only
STANDARD EQUIPMENT: Fast charger, battery cartridges, side handle, depth gauge, carry case.



18V LXT Rotary Hammer

| | |
|----------------------|--------------|
| Capacity in concrete | 16mm |
| Capacity in steel | 13mm |
| Capacity in wood | 24mm |
| Max output | 400W |
| No load speed | 0 - 1,600rpm |
| Blows per minute | 0 - 5,300bpm |
| Impact energy | 1.3J |
| Vibration | 12.0m/s² |
| Net weight | 2.3-3.0kg |

1.3 Joules



DHR165ZJ Body Only
STANDARD EQUIPMENT: Side grip, depth gauge, carry case.



18V LXT Rotary Hammer

| | |
|-------------------------------------|------------|
| Max. in steel | 13mm |
| Max. in wood | 26mm |
| Max. in concrete | 20mm |
| No load speed | 0-1,100rpm |
| Blows per minute | 0-4,000bpm |
| Vibration RH: 14.5m/s² HO: 11.0m/s² | |
| Impact energy per stroke | 2.0J |
| Net weight | 3.2-4.0kg |

2.0 Joules

Body only machines do not come with a carry case.



DHR202RTJ 2 x 5.0Ah Li-ion
DHR202RT1J 1 x 5.0Ah Li-ion
DHR202Z Body only
STANDARD EQUIPMENT: Fast charger, battery cartridges, side handle, depth stop, carry case.



18V LXT Rotary Hammer

| | |
|--------------------------------|-----------|
| Max in steel | 13mm |
| Max in wood | 26mm |
| Max in concrete | 20mm |
| No load speed | 0-1100rpm |
| Blows per minute | 0-4000bpm |
| Vibration RH: 12.5m² HO: 9.5m² | |
| Impact energy per stroke | 2.0J |
| Net weight | 3.2-4.0kg |

2.0 Joules

Body only machines do not come with a carry case.



DHR241RTJ 2 x 5.0Ah Li-ion
DHR241Z Body only
STANDARD EQUIPMENT: Fast charger, battery cartridges, side handle, depth stop, carry case.



18V LXT Brushless Power Scraper

| | |
|--------------------------|--------------|
| Blows per Minute | 0 – 3,200bpm |
| Shank | SDS-PLUS |
| Impact Energy per Stroke | 3.1J |
| Net Weight | 3.3 – 3.6kg |

3.1 Joules

Body only machines do not come with a carry case.



DHK180RTJ 2 x 5.0Ah Li-ion
DHK180Z Body only
STANDARD EQUIPMENT: Fast charger, battery cartridges, hook, Bull point chisel, Cold chisel, Tile chisel, carry case.



18V LXT CORDLESS

DHR202

DHR241

DHK180

18V LXT CORDLESS

18V LXT 4 Function Combi Drill

DTP141

Capacity in steel10mm

Capacity in wood21mm

Capacity in masonry8mm

Driving shank6.35mm (1/4") Hex

No load speed

Impact drive0-1,300/0-2,200/0-2,700rpm

Drill / hammer drill0-700/0-2,700rpm

Screwdriver0-300/0-1,100rpm

Impact rate

Impact drive0-1,200/0-2,400/0-3,200ipm

Hammer drive0-8,400/0-32,400ipm

Max torque150Nm

Torque settings

Screwdriver18 + Teks screw mode

Net weight1.5-1.9kg

COMPACT & LIGHTWEIGHT

ELECTRONIC CLUTCH

BATTERY 'FUEL' GAUGE

Body only machines do not come with a carry case.

FORWARD

MAX

150


N.m

REVERSE

METAL GEAR BOX

BL MOTOR

LITHIUM-ION



18V LXT Brushless Combi Drill

DHP486

Max in Masonry16mm

Max in Steel13mm

Max in Wood76mm

Chuck Capacity1.5 - 13mm

No Load Speed0 - 2,100 rpm (Hi)
0 - 550 rpm (Lo)

Blows per Minute0 - 31,500 bpm (Hi)
0 - 8,250 bpm (Lo)

Torque Settings21 + Drill

Max Fastening Torque (S/H)65 / 130 Nm

Net Weight2.3 - 2.7kg

Body only machines do not come with a carry case.

Body only machines do not come with a carry case.

FORWARD

MAX

130


N.m

REVERSE

METAL GEAR BOX

BL MOTOR

LITHIUM-ION



18V LXT Combi Drill

DHP482

Max. in Masonry13mm

Max. in Steel13mm

Max. in Wood38mm

Max. Fastening Torque S/H36/62 Nm

Chuck Capacity1.5 - 13mm

Torque Settings21 + Drill

No Load SpeedHi: 0 - 1,900rpm
Low: 0 - 600rpm

Blows per MinuteHi: 0 - 28,500bpm
Low: 0 - 9,000bpm

Net Weight1.5-1.8kg

Body only machines do not come with a carry case.

Body only machines do not come with a carry case.

FORWARD

MAX

62


N.m

REVERSE

METAL GEARS

BL MOTOR

LITHIUM-ION



18V LXT CORDLESS

18V LXT Brushless Combi Drill

DHP487

Max in Steel13mm

Max in Wood36mm

Max in Masonry13mm

Chuck Capacity1.5 - 13mm

Torque Settings20 + Drill

Max fastening Torque (S/H)25 / 40 Nm

No Load Speed (Hi / Lo)0 - 1,700 / 0 - 500 rpm

Blows per Minute (Hi / Lo)0 - 25,500 / 0 - 7,500 bpm

Net Weight1.4 - 1.7kg

COMPACT LENGTH 164mm

Body only machines do not come with a carry case.

Body only machines do not come with a carry case.

FORWARD

MAX

40


N.m

REVERSE

METAL GEARS

BL MOTOR

LITHIUM-ION



18V LXT Brushless Combi Drill

DHP484

Max in Steel13mm

Max in Wood38mm

Max in Masonry13mm

Chuck Capacity1.5 - 13mm

Torque Settings21 + Drill

Max Fastening Torque (S/H)30/54Nm

No Load Speed0- 2,000 / 500rpm

Blows per minute0-30,000/7,500bpm

Net Weight1.6-1.9kg

COMPACT LENGTH OF 182mm

Body only machines do not come with a carry case.

Body only machines do not come with a carry case.

FORWARD

MAX

54

N.m

REVERSE

METAL GEAR BOX

BL MOTOR

LITHIUM-ION



18V LXT Combi Drill

DHP458

Max. in steel13mm

Max. in wood65mm

Max in masonry16mm

Blows per minute0-30,000/6,000 bpm

No load speed0-2,000/400 rpm

Max. torque (S/H)58/91Nm

Torque settings21 + drill

Net weight2.2-2.6kg

BATTERY FUEL GAUGE

Body only machines do not come with a carry case.

Body only machines do not come with a carry case.

FORWARD

MAX

91

N.m

REVERSE

METAL GEAR BOX

BL MOTOR

LITHIUM-ION



18V LXT CORDLESS

18V LXT Brushless Combi Drill

DHP485

| | |
|---------------------|-------------------|
| Capacity in Steel | 13mm |
| Capacity in Wood | 38mm |
| Capacity in Masonry | 13mm |
| Torque Settings | 21 + Drill |
| Max torque S/H | 27Nm/50Nm |
| Chuck Capacity | 1.5-13mm |
| Blows per Minute | Low: 0-7,500bpm |
| | High: 0-28,500bpm |
| No Load Speed | Low: 0-500rpm |
| | High: 0-1,900rpm |
| Net Weight | 1.5-1.8kg |



DHP485RTJ 2 x 5.0Ah Li-ion
DHP485Z Body only
STANDARD EQUIPMENT: Fast charger, battery cartridges, carry case, belt clip.



18V LXT Combi Drill

DHP453

| | |
|------------------|-------------------|
| Max in steel | 13mm |
| Max in wood | 36mm |
| Max in masonry | 13mm |
| Torque settings | 16 + Drill |
| Max torque S/H | 27/42Nm |
| Blows per minute | High: 0-19,500bpm |
| | Low: 0-6,000bpm |
| No load speed | High: 0-1300rpm |
| | Low: 0-400rpm |
| Net weight | 1.7-2.0kg |

Body only machines do not come with a carry case.



DHP453Z Body only
STANDARD EQUIPMENT: Double ended bit.



18V LXT Brushless Drill Driver

DDF486Z

| | |
|----------------------------|--------------------|
| Max in Steel | 13mm |
| Max in Wood | 76mm |
| Chuck Capacity | 1.5 – 13mm |
| No Load Speed | 0 – 2,100 rpm (Hi) |
| | 0 – 550 rpm (Lo) |
| Torque Settings | 21 + Drill |
| Max Fastening Torque (S/H) | 65 / 130 Nm |
| Net Weight | 2.3 – 2.6kg |

Body only machines do not come with a carry case.



DDF486Z Body only
STANDARD EQUIPMENT: Side handle, screwdriver bit, belt clip.



18V LXT CORDLESS

18V LXT Drill Driver

DDF482

| | |
|--------------------------|-------------------|
| Max in Steel | 13mm |
| Max in Wood | 38mm |
| Chuck Capacity | 1.5 – 13mm |
| No Load Speed | Hi: 0 – 1,900 rpm |
| | Low: 0 – 600 rpm |
| Torque Settings | 21 + Drill |
| Max Fastening Torque S/H | 36/62 Nm |
| Net Weight | 1.5-1.8kg |

Body only machines do not come with a carry case.



DDF482RTJ 2 x 5.0Ah Li-ion
DDF482Z Body only
STANDARD EQUIPMENT: Fast charger, battery cartridges, carry case, belt clip.



18V LXT Brushless Drill Driver

DDF487Z

| | |
|-----------------------------|--------------|
| Max in Steel | 13mm |
| Max in Wood | 36mm |
| Chuck Capacity | 1.5 – 13mm |
| Torque Settings | 20 + Drill |
| Max Tightening Torque (S/H) | 25/40 Nm |
| No Load Speed (Hi/Lo) | 0 – 1,700rpm |
| | 0 – 500rpm |
| Net Weight | 1.3 - 1.6kg |

COMPACT LENGTH OF 150mm

Body only machines do not come with a carry case.



DDF487Z Body only
STANDARD EQUIPMENT: Screwdriver bit, belt clip.



18V LXT Brushless Drill Driver

DDF484


| | |
|----------------------------|--------------------|
| Max in Steel | 13mm |
| Max in Wood | 38mm |
| Chuck Capacity | 1.5 – 13mm |
| Torque Settings | 21 + Drill |
| Max Fastening Torque (S/H) | 30/54Nm |
| No Load Speed | 0- 2,000 / 500 rpm |
| Net Weight | 1.5-1.8kg |

COMPACT LENGTH OF 172mm

Body only machines do not come with a carry case.



DDF484RTJ 2 x 5.0Ah Li-ion
DDF484Z Body only
STANDARD EQUIPMENT: Fast charger, battery cartridges, carry case, belt clip.



BRUSHLESS: A COMPACT TOOL WITH MORE RUNTIME

Our brushless motor is designed to make the tool more compact whilst delivering more power and run time than the standard brushed motor. The new motor is more efficient and will extend the life of your tools and the batteries you use with them. Being brushless, the motor no longer has the standard brushes that need to be replaced when they wear down. This means less maintenance for you during the life of the tool.

BL MOTOR



18V LXT CORDLESS

18V LXT Drill Driver

DDF458

| | |
|-------------------|----------------|
| Max. in steel | 13mm |
| Max. in wood | 65mm |
| No load speed | 0-2,000/400rpm |
| Max. torque (S/H) | 58/91Nm |
| Torque settings | 21 + drill |
| Net weight | 2.1-2.5kg |

Body only machines do not come with a carry case.



DDF458RTJ 2 x 5.0Ah Li-ion

DDF458Z Body only

STANDARD EQUIPMENT: Fast charger, battery cartridges, carry case, belt clip.



LITHIUM-ION



18V LXT Brushless Drill Driver

DDF485

| | |
|----------------------------|--------------------|
| Capacity in Steel | 13mm |
| Capacity in Wood | 38mm |
| Max Fastening Torque (S/H) | 27/50Nm |
| Chuck Capacity | 1.5-13mm |
| No Load Speed | 0-500 / 0-1,900rpm |
| Torque Settings | 21 + drill |
| Net Weight | 1.4-1.7kg |

Body only machines do not come with a carry case.



DDF485RTJ 2 x 5.0Ah Li-ion

DDF485Z Body only

STANDARD EQUIPMENT: Fast charger, battery cartridges, carry case, belt clip.



BL MOTOR

LITHIUM-ION



18V LXT Brushless Drill Driver

DDF083Z

| | |
|-----------------------------|--------------------|
| Max in Steel | 13mm |
| Max in Wood | 36mm |
| Chuck Capacity | 1/4" Hex (6.35mm) |
| Torque Settings | 20 + Drill |
| Max Tightening Torque (S/H) | 23/40Nm |
| No Load Speed | 0-1,700 / 0-500rpm |
| Net Weight | 1.1-1.4kg |

COMPACT LENGTH OF 124mm

Body only machines do not come with a carry case.



BL MOTOR

LITHIUM-ION



DDF083Z Body only

STANDARD EQUIPMENT: Screwdriver bit, belt clip.

Body only machines and products do not come with batteries or chargers.

TWIN 18V (36V) / 18V LXT CORDLESS

18V LXT Drill Driver

DDF453

| | |
|-----------------|-----------------------------------|
| Max in steel | 13mm |
| Max in wood | 36mm |
| Torque settings | 16 + Drill |
| Max torque S/H | 27/42Nm |
| No load speed | High: 0-1,300rpm Low: 0-400rpm |
| Net weight | 1.7-2.0kg |

Body only machines do not come with a carry case.

FORWARD
MAX
42
N.m
REVERSE



METAL GEARS





18V LXT Angle Drill

DDA351

| | |
|---------------|-----------|
| Max in steel | 10mm |
| Max in wood | 25mm |
| Head height | 93mm |
| Max. torque | 13.7Nm |
| No load speed | 0-1800rpm |
| Net weight | 1.6-1.9kg |

DDA351: KEYLESS CHUCK
Body only machines do not come with a carry case.



LITHIUM-ION



DDF453RFE 2 x 3.0Ah Li-ion
DDF453Z Body only
STANDARD EQUIPMENT: Fast charger, battery cartridges, double ended bit, carry case.

DDA351RTJ 2 x 5.0Ah Li-ion
DDA351Z Body only
STANDARD EQUIPMENT: Fast charger, battery cartridges, side handle, carry case.

18V LXT Brushless Angle Drill

DDA450ZK

| | |
|-----------------------|------------------------------------|
| No Load Speed | Hi: 0- 1,400 rpm Low: 0-450 rpm |
| Chuck Capacity | 2-13mm |
| Capacity in Steel | 13mm |
| Capacity in Wood | |
| Self feed bit (Lo/Hi) | Low: 65mm Hi: 50mm |
| Hole Saw (Lo/Hi) | Low: 127mm Hi: 101mm |
| Auger bit | 38mm |
| Max Torque | Low: 70Nm Hi: 26Nm |
| Net Weight | 3.2-3.5kg |

DDA450ZK Body only
STANDARD EQUIPMENT: Chuck key, chuck key holder, side grip, hook, screw, carry case.



BL MOTOR

LITHIUM-ION



Twin 18V (36V) LXT Brushless Angle Drill

DDA460ZK

| | |
|-------------------|---------------------------------|
| No Load Speed | Hi: 0-1,400rpm Low: 0-350rpm |
| Chuck Capacity | 2-13mm |
| Capacity in Steel | 13mm |
| Capacity in Wood: | |
| Self-feed bit | Low: 118mm Hi: 65mm |
| Hole Saw | Low: 159mm Hi:105mm |
| Auger bit | 50mm |
| Max. Torque | Low: 136Nm Hi: 48Nm |
| Net Weight | 5.7-6.4 kg |

DDA460ZK Body only
STANDARD EQUIPMENT: Grip assembly, chuck key, hex wrench, carry case.



BL MOTOR

ADT

LITHIUM-ION



18v + 18v → 36v

18V LXT CORDLESS

18V LXT Brushless Impact Driver

DTD171Z

| | |
|-----------------------|---|
| Driving Shank | ¼" Hex |
| Machine Screw | M4-M8 |
| Standard Bolt | M5-M16 |
| High Strength Bolt | M5-M14 |
| Coarse Thread Screw | 22-125mm |
| Impacts per minute | Max 0-3,800ipm Hi 0-3,600ipm Mid 0-2,600ipm Low 0-1,100ipm |
| No Load Speed | Max 0-3,600rpm Hi 0-3,200rpm Mid 0-2,100rpm Low 0-1,100rpm |
| Max tightening torque | 180Nm |
| Net weight | 1.2-1.6kg |

WOOD MODE
BOLT MODE
T-MODE THICK METAL
T-MODE THIN METAL

Body only machines do not come with a carry case.



BL MOTOR

LITHIUM-ION



18V LXT Impact Driver

DTD156Z

| | |
|-----------------------|------------|
| Machine Screw | M4-M8 |
| Standard Bolt | M5-M14 |
| High Strength Bolt | M5-M12 |
| Coarse Thread Screw | 22-125mm |
| Impacts per Minute | 0-3,000ipm |
| No Load Speed | 0-2,500rpm |
| Max Tightening Torque | 155Nm |
| Net Weight | 1.3-1.6kg |

Body only machines do not come with a carry case.



BL MOTOR

LITHIUM-ION



ACCESSORIES: IMPACT PREMIER

Impact Premier is Makita's premium range of torsion bits for professional use with impact drivers. The Impact Premier range includes 25mm and 50mm screwdriver bits, drive adapters, nutsetters and more. All bits are colour coded for easy reference while working.

Impact PREMIER



To see the full range of Impact Premier bits visit www.makita.co.uk

36 Body only machines and products do not come with batteries or chargers.

37

18V LXT CORDLESS

18V LXT Brushless Impact Driver DTD154

| | | | |
|---------------------|-------------------|-----------------------|---------------|
| Driving Shank | 1/4" Hex (6.35mm) | No load speed | 0 - 3,600 rpm |
| Machine Screw | M4-M8 | | 2,100 rpm |
| Standard Bolt | M5-M16 | | 1,100 rpm |
| High Strength Bolt | M5-M14 | Max tightening torque | 175 Nm |
| Coarse-thread Screw | 22-125mm | Weight | 1.2-1.5kg |
| Impacts per minute | 0 - 3,800 ipm | | |
| | 2,600 ipm | | |
| | 1,100 ipm | | |

Body only machines do not come with a carry case.



DTD154RTJ 2 x 5.0Ah Li-ion
DTD154Z Body only
STANDARD EQUIPMENT: Fast Charger, battery cartridges, carry case, belt clip.



18V LXT CORDLESS

18V LXT Brushless Impact Driver DTD157

| | | | |
|------------------------|---------------------------|---------------|-----------------------------|
| Driving Shank | 1/4" Hex | No Load Speed | 0 - 3,000 / 0 - 1,300 rpm |
| Machine Screw | M4 - M8 | | Max Tightening Torque 140Nm |
| Standard Bolt | M5 - M14 | | Net Weight 1.2 - 1.5kg |
| High Strength Bolt | M5 - M12 | | |
| Coarse Thread Screw | 22-90mm | | |
| Impact Power Selection | 2-Stage (Hard/Soft) | ASSIST MODE | |
| Impacts per Minute | 0 - 4,100 / 0 - 2,000 ipm | 2 SPEED | |

Body only machines do not come with a carry case.



DTD157RTJ 2 x 5.0Ah Li-ion
DTD157Z Body only
STANDARD EQUIPMENT: Fast charger, battery cartridges, carry case, belt clip.




18V LXT BL Impact Driver DTD153

| | |
|-----------------------|-------------------|
| Driving Shank | 1/4" Hex (6.35mm) |
| Machine Screw | M4-M8 |
| Standard Bolt | M5-M16 |
| High Strength Bolt | M5-M14 |
| Coarse-thread Screw | 22-125mm |
| Impacts per minute | 0 - 3,600 ipm |
| No load speed | 0 - 3,400 rpm |
| Max tightening torque | 170Nm |
| Weight | 1.3-1.6kg |

Body only machines do not come with a carry case.



DTD153RTJ 2 x 5.0Ah Li-ion
DTD153Z Body only
STANDARD EQUIPMENT: Fast Charger, battery cartridges, carry case, belt clip.



18V LXT Angle Impact Driver DTL061Z

| | |
|---------------------|------------|
| Driving shank | 1/4" Hex |
| Machine screw | M4-M8 |
| Standard bolt | M4-M12 |
| High strength bolt | M4-M8 |
| Coarse thread screw | 22-75mm |
| Max. torque | 60Nm |
| No load speed | 0-2,000rpm |
| Impacts per minute | 0-3,000rpm |
| Net weight | 1.4-2.0kg |

Body only machines do not come with a carry case.



DTL061Z Body only
STANDARD EQUIPMENT: 2 x Phillips bits, belt clip.



18V LXT Impact Driver DTD152

| | |
|-----------------------|-------------------|
| Driving shank | 1/4" Hex (6.35mm) |
| Machine screw | M4-M8 |
| Standard bolt | M5-M16 |
| High strength bolt | M5-M12 |
| Coarse thread | 22-125mm |
| Impacts per minute | 0 - 3,500 ipm |
| No load speed | 0 - 2,900 rpm |
| Max tightening torque | 165Nm |
| Net weight | 1.3-1.6kg |

Body only machines do not come with a carry case.



DTD152RTJ 2 x 5.0Ah Li-ion
DTD152Z Body only
STANDARD EQUIPMENT: Fast Charger, battery cartridges, carry case, belt clip.



18V LXT Brushless Oil Pulse Driver DTS141ZJ

| | | | |
|------------------------|-------------------|-----------------------|------------|
| Driving shank | 1/4" Hex (6.35mm) | No Load Speed | |
| Machine screw | M4-M8 | Hard | 0-3,200rpm |
| Standard bolt | M5-M8 | Med | 0-2,000rpm |
| High strength bolt | M5-M6 | Soft | 0-1,200rpm |
| Max output | 280W | Max tightening torque | 40Nm |
| Capacity coarse thread | 22-125mm | Net weight | 1.3-1.6kg |
| Impacts per minute | | | |
| Hard | 0-2,700ipm | | |
| Med | 0-2,200ipm | | |
| Soft | 0-1,400ipm | | |

BATTERY FUEL GAUGE
3 SPEEDS - HI/MID/LO
COMPACT & LIGHTWEIGHT
REDUCED NOISE AND VIBRATION



DTS141ZJ Body only
STANDARD EQUIPMENT: Belt clip, carry case.



TWIN 18V (36V) / 18V LXT CORDLESS

Twin 18V (36V) LXT Brushless Shear Wrench DWT310ZK

Capacities

| | |
|---------------------------------------|---------------|
| High strength torque shear bolt | M16, M20, M22 |
| Super high strength torque shear bolt | M16, M20 |
| A325 Torque shear bolt | 5/8, 3/4, 7/8 |
| A490 Torque shear bolt | 5/8, 3/4 |
| No Load Speed | 14rpm |
| Max Fastening Torque | 804Nm |
| Net Weight | 6.5-7.1kg |



DWT310ZK Body only

STANDARD EQUIPMENT: Shoulder strap, screwdriver, outer + inner sleeves for M20 & M22, carry case



FORWARD
MAX
804
N.m
REVERSE

BL
MOTOR

18v + 18v → 36v

LITHIUM-ION

18V LXT Brushless Impact Wrench DTW1001

| | | | |
|------------------------|------------------------------------|--------------------|-----------|
| Driving Shank | 3/4" (19mm) Square | Standard Bolt | M12-M30 |
| Impact Power Selection | Hard/Med/Soft | High Strength Bolt | M10-M24 |
| Impacts per min | 0 – 2,200ipm / 2,000ipm / 1,800ipm | Net Weight | 3.4-3.7kg |
| No Load Speed | 0 – 1,800rpm / 1,000rpm / 900rpm | | |
| Max fastening torque | 1,050Nm | | |
| Nut Busting Torque | 1,700Nm | | |

Body only machines do not come with a carry case.



DTW1001RTJ 2 x 5.0Ah Li-ion

DTW1001Z Body only

STANDARD EQUIPMENT: Fast charger, battery cartridges, carry case, belt clip.



FORWARD
MAX
1050
N.m
REVERSE

BL
MOTOR

LITHIUM-ION

18V LXT Brushless Impact Wrench DTW1002

| | | | |
|------------------------|----------------------------------|--------------------|-----------|
| Driving shank | 1/2" (12.7mm) Square | Standard Bolt | M12-M30 |
| Impact power selection | Hard/Med/Soft | High Strength Bolt | M10-M24 |
| Impacts per min | 0-2,200ipm / 2,000ipm / 1,800ipm | Net Weight | 3.3-3.6kg |
| No load speed | 0-1,800rpm / 1,000rpm / 900rpm | | |
| Max fastening torque | 1,000Nm | | |
| Nut busting torque | 1,600Nm | | |

Body only machines do not come with a carry case.



DTW1002RTJ 2 x 5.0Ah Li-ion

DTW1002Z Body only

STANDARD EQUIPMENT: Fast charger, battery cartridges, carry case, belt clip.



FORWARD
MAX
1000
N.m
REVERSE

BL
MOTOR

LITHIUM-ION

18V LXT CORDLESS

18V LXT Brushless Impact Wrench DTW701

| | | | |
|---------------------------------|--------------------|----------------------|-----------------------------------|
| Driving Shank | 1/2" Square Drive | Impacts per Minute | 0 - 2,700/ 2,400/ 1,700/ 1,000ipm |
| | Pin detent | No Load Speed | 0 - 2,200/ 1,900/ 1,200/ 500 rpm |
| Standard Bolt | M10 – M24 | Max Fastening Torque | 700Nm |
| High Strength Bolt (grade 10.9) | M10 – M16 | Nut Busting Torque | 1,000Nm |
| | M12 – M16 | Net Weight | 2.3-2.7kg |
| Impact Power Selection | Max, Hi, Med, Soft | | |

Body only machines do not come with a carry case.



DTW701RTJ 2 x 5.0Ah Li-ion

DTW701Z Body only

STANDARD EQUIPMENT: Fast charger, battery cartridges, belt clip, carry case.



FORWARD
MAX
700
N.m
REVERSE

BL
MOTOR

LITHIUM-ION

18V LXT Brushless Impact Wrench DTW700

| | | | |
|---------------------------------|--------------------|----------------------|-----------------------------------|
| Driving Shank | 1/2" Square Drive | Impacts per Minute | 0 - 2,700/ 2,400/ 1,700/ 1,000ipm |
| | C-ring | No Load Speed | 0 - 2,200/ 1,900/ 1,200/ 500 rpm |
| Standard Bolt | M10 – M24 | Max Fastening Torque | 700Nm |
| High Strength Bolt (grade 10.9) | M10 – M16 | Nut Busting Torque | 1,000Nm |
| | M12 – M16 | Net Weight | 2.3-2.7kg |
| Impact Power Selection | Max, Hi, Med, Soft | | |

Body only machines do not come with a carry case.



DTW700RTJ 2 x 5.0Ah Li-ion

DTW700Z Body only

STANDARD EQUIPMENT: Fast charger, battery cartridges, belt clip, carry case.



FORWARD
MAX
700
N.m
REVERSE

BL
MOTOR

LITHIUM-ION

18V LXT Impact Wrench DTW450

| | |
|----------------------|-------------|
| Driving shank | 1/2" square |
| No load speed | 1600rpm |
| Max fastening torque | 440Nm |
| Nut busting torque | 730Nm |
| Impacts per minute | 2200ipm |
| Vibration | 19m/sec² |
| Net weight | 3.1-3.4kg |

Body only machines do not come with a carry case.



DTW450RTJ 2 x 5.0Ah Li-ion

DTW450Z Body only

STANDARD EQUIPMENT: Fast charger, battery cartridges, carry case, belt clip.



FORWARD
MAX
440
N.m
REVERSE

BL
MOTOR

LITHIUM-ION

18V LXT CORDLESS

18V LXT Brushless Impact WrenchDTW302Z

| | | | |
|------------------------|-------------------------------------|----------------------|--------------------------------------|
| Driving Shank | 3/8" Square, (C-ring) | No Load Speed | 0 – 3,200 / 2,600 / 1,800/ 1,000 rpm |
| Standard Bolt | M10 - M20 | Max Fastening Torque | 300Nm |
| High Strength Bolt | M10 - M16 | Nut Busting Torque | 500Nm |
| Impact Power Selection | | Net Weight | 1.4 – 1.8kg |
| | Max/Hard/Med/Soft | | |
| Impacts per Minute | | | |
| | 0 – 4,000 / 3,400/ 2,600/ 1,800 ipm | | |

Body only machines do not come with a carry case.



DTW302Z Body only
STANDARD EQUIPMENT: Belt clip.



18V LXT Brushless Impact WrenchDTW300

| | | | |
|------------------------|------------------------------------|----------------------|-------------|
| Driving Shank | ½" Square Drive | Max Fastening Torque | 330Nm |
| Standard Bolt | M10 – M20 | Nut Busting Torque | 580Nm |
| High Strength Bolt | M10 – M16 | Net Weight | 1.5 – 1.8kg |
| Impact Power Selection | | | |
| | Max, Hi, Med, Soft | | |
| Impacts per Minute | | | |
| | 0 - 4,000/ 3,400/ 2,600/ 1,800 ipm | | |
| No Load Speed | | | |
| | 0 - 3,200/ 2,600/ 1,800/ 1,000 rpm | | |

Body only machines do not come with a carry case.



DTW300RTJ 2 x 5.0Ah Li-ion
DTW300Z Body only
STANDARD EQUIPMENT: Fast Charger, battery cartridges, carry case, belt clip.



18V LXT Impact WrenchDTW251

| | |
|----------------------|------------|
| Driving shank | ½" Square |
| No load speed | 0-2,100rpm |
| Impacts per minute | 0-3,200ipm |
| Max fastening torque | 230Nm |
| Nut busting torque | 370Nm |
| Net weight | 1.5-1.8kg |

Body only machines do not come with a carry case.



DTW251RMJ 2 x 4.0Ah Li-ion
DTW251Z Body only
STANDARD EQUIPMENT: Fast charger, battery cartridges, belt clip, carry case.



18V LXT CORDLESS

18V LXT Brushless Impact WrenchDTW181Z

| | |
|------------------------|--------------------------|
| Driving shank | ½" Square |
| Standard bolt | M8-M16 |
| High strength bolt | M6-M12 |
| Impact power selection | Hard/Soft |
| Impacts per minute | 0-3,600ipm 0-2,000ipm |
| No load speed | 0-2,400rpm 0-1,300rpm |
| Max fastening torque | 210Nm |
| Nut busting torque | 330Nm |
| Net weight | 1.2-1.5kg |

Body only machines do not come with a carry case.



DTW181Z Body only
STANDARD EQUIPMENT: Belt clip.



18V LXT Brushless Impact WrenchDTW180

| | |
|------------------------|--------------------|
| Driving Shank | 3/8" Square |
| Standard Bolt | M8-M16 |
| High Strength Bolt | M6-M12 |
| Impact Power Selection | Hard/Soft |
| Impacts per Min | 0-3,600/0-2,000ipm |
| No Load Speed | 0-2,400/0-1,300rpm |
| Max fastening torque | 180Nm |
| Nut Busting Torque | 310Nm |
| Net Weight | 1.2-1.5 kg |

Body only machines do not come with a carry case.



DTW180RTJ 2 x 5.0Ah Li-ion
DTW180Z Body only
STANDARD EQUIPMENT: Fast charger, battery cartridges, belt clip, carry case.



18V LXT Impact WrenchDTW190

| | |
|----------------------|---------------|
| Driving shank | ½" Square |
| Standard bolt | M8-M16 |
| High strength bolt | M8-M12 |
| Impacts per minute | 0 – 3,000 ipm |
| No load speed | 0 – 2,300 rpm |
| Max fastening torque | 190Nm |
| Nut busting torque | 320Nm |
| Net weight | 1.4-1.8kg |

Body only machines do not come with a carry case.



DTW190RTJ 2 x 5.0Ah Li-ion
DTW190Z Body only
STANDARD EQUIPMENT: Fast charger, battery cartridges, belt clip, carry case.



18V LXT Ratchet WrenchDWR180Z

| | |
|----------------------|---------------------|
| Driving Shank | 3/8" or 1/4" Square |
| No Load Speed | 0 – 800 rpm |
| Flats Width | 13mm |
| Max Fastening Torque | 47.5 Nm |
| Standard Bolt | M5 – M12 |
| High Strength Bolt | M5 – M10 |
| Net Weight | 1.2 – 1.6kg |

Body only machines do not come with a carry case.



DWR180Z Body only
STANDARD EQUIPMENT: Socket adapter.



18V LXT CORDLESS

18V LXT Brushless Drywall Screwdriver DFS452

| | |
|------------------------------|-------------------|
| Max output | 490W |
| No load speed | 0 – 4,000 rpm |
| Driving shank | 6.35mm (1/4" Hex) |
| Capacity drywall screw | 5mm |
| Capacity self drilling screw | 6mm |
| Net weight | 1.5-1.8kg |

PUSH DRIVE TECHNOLOGY

Body only machines do not come with a carry case.



DFS452Z Body only
STANDARD EQUIPMENT: Ph2 25mm x2, magnetic connector bit.



18V LXT Drywall Screwdriver DFS451

| | |
|--------------------|------------|
| Driving shank | ¼ " Hex |
| Max. drywall screw | 4mm |
| No load speed | 0-4,000rpm |
| Net weight | 1.5-1.8kg |

Body only machines do not come with a carry case.



DFS451RTJ 2 x 5.0Ah Li-ion
DFS451Z Body only
STANDARD EQUIPMENT: Fast charger, battery cartridges, carry case.



18V LXT Brushless Drywall Screwdriver DFS250

| | |
|------------------------------|-----------------|
| No Load Speed | 0 – 2,500 rpm |
| Driving Shank | ¼" Hex (6.35mm) |
| Capacity Drywall Screw | 5mm |
| Capacity Self-Drilling Screw | 6mm |
| Capacity Coarse-thread | 4.5 x 90mm |
| Net Weight | 1.5-1.9kg |

PUSH DRIVE TECHNOLOGY
ONE TOUCH BIT LOCATOR

Body only machines do not come with a carry case.



DFS250RTJ 2 x 5.0Ah Li-ion
DFS250Z Body only
STANDARD EQUIPMENT: Fast charger, battery cartridges, carry case, Ph2 25mm, belt clip.



18V LXT CORDLESS

18V LXT Brushless Tek Screwdriver DFS251

| | |
|------------------------------|-----------------|
| No Load Speed | 0 – 2,500 rpm |
| Driving Shank | ¼" Hex (6.35mm) |
| Capacity Drywall Screw | 5mm |
| Capacity Self-Drilling Screw | 6mm |
| Hex Socket Screw | 6mm |
| Net Weight | 1.5-1.8kg |

PUSH DRIVE TECHNOLOGY
ONE TOUCH BIT LOCATOR
TEK APPLICATIONS

Body only machines do not come with a carry case.



DFS251RTJ 2 x 5.0Ah Li-ion
DFS251Z Body only
STANDARD EQUIPMENT: Fast charger, battery cartridges, carry case, magnetic socket bit, belt clip



18V Auto-feed Screwdriver DFR750

| | |
|--------------------|------------|
| Max. drywall screw | 4mm x 75mm |
| Screw range | 45-75mm |
| No load speed | 4,000rpm |
| Net weight | 2.1-3.2kg |

Body only machines do not come with a carry case.



DFR750RTE 2 x 5.0Ah Li-ion
DFR750Z Body only
STANDARD EQUIPMENT: Fast charger, battery cartridges, 2 x square head bits, carry case.



18V Auto-feed Screwdriver DFR550

| | |
|--------------------|------------|
| Max. drywall screw | 4mm x 55mm |
| Screw range | 25-55mm |
| No load speed | 4,000rpm |
| Net weight | 2.1-3.1kg |

Body only machines do not come with a carry case.



DFR550RTJ 2 x 5.0Ah Li-ion
DFR550Z Body only
STANDARD EQUIPMENT: Fast charger, battery cartridges, Phillips bits x2, carry case.



18V LXT CORDLESS

18V LXT Finishing Nailer

DBN600

| | |
|---------------------------|------------|
| Nail Length | 25-64mm |
| Nail Gauge | 16Ga |
| Magazine Capacity | 110pcs |
| Shots per battery (4.0Ah) | 800 appx |
| Net Weight | 3.4-3.8 kg |



DBN600RTJ 2 x 5.0Ah Li-ion
DBN600ZJ Body only
STANDARD EQUIPMENT: Fast charger, battery cartridges, nose adaptor, belt clip, carry case.



LITHIUM-ION

18V LXT Brad Nailer

DBN500

| | |
|------------------------------|-----------|
| Max output | 460W |
| Nail type | Brad Nail |
| Nail gauge | 18Ga |
| Nail length | 15-50mm |
| Magazine capacity | 110pcs |
| Shots on full charge (3.0ah) | 1000 appx |
| Net weight | 3.2-3.5kg |



CODE
DBN500ZJ Body only
STANDARD EQUIPMENT: Nose adaptor, hex wrench 3, carry case.



LITHIUM-ION

18V LXT Brad Nailer

DFN350ZJ

| | |
|-------------------|-----------|
| Nail Type | Brad Nail |
| Nail Length | 15 – 35mm |
| Nail Gauge | 18Ga |
| Magazine Capacity | 100pcs |
| Net Weight | 2.1-2.4kg |



DFN350ZJ Body only
STANDARD EQUIPMENT: Nose adapter, hex wrench, belt clip, carry case.



LITHIUM-ION

18V LXT CORDLESS

18V LXT Pin Nailer

DPT353

| | |
|-------------------|----------------------|
| Nail Length | 15, 18, 25, 30, 35mm |
| Nail Gauge | 23Ga (0.6mm) |
| Magazine Capacity | 100 pcs |
| Net Weight | 2.0-2.3kg |

Body only machines do not come with a carry case.



DPT353RTJ 2 x 5.0Ah Li-ion
DPT353Z Body only
STANDARD EQUIPMENT: Fast charger, battery cartridges, carry case, belt clip, nose adaptor x2, hex wrench.



LITHIUM-ION

18V LXT Stapler

DST221

| | |
|-------------------|-----------------------|
| Staple length | 10, 13, 16, 19, 22mm |
| Staple width | 10mm |
| Staple gauge | 0.6 x 1.2mm |
| Magazine capacity | Max 98 (84 per sheet) |
| Net weight | 2.1-2.4kg |

Body only machines do not come with a carry case.



DST221Z Body only
STANDARD EQUIPMENT: Belt clip.



LITHIUM-ION

18V LXT Stapler

DST112Z

| | |
|--------------------------|-------------|
| Staple width | 10mm |
| Staple length | 7, 10mm |
| Staple gauge | 0.5 x 0.7mm |
| Magazine capacity | 150pcs |
| Shots per battery charge | 6,000 (3Ah) |
| Net Weight | 1.5-1.8kg |

Body only machines do not come with a carry case.



DST112Z Body only
STANDARD EQUIPMENT: Belt clip.



LITHIUM-ION

18V LXT CORDLESS

18V LXT Brushless Rivet Gun DRV150Z

| | |
|----------------------|-----------|
| Pulling Force | 10kN |
| Stroke | 25mm |
| Rivet Diameter Range | 2.4-4.8mm |
| Net Weight | 1.9-2.2kg |



Body only machines do not come with a carry case.



DRV150Z Body only

STANDARD EQUIPMENT: Hook, grease, accessory set.

18V LXT Brushless Rivet Gun DRV250Z

| | |
|----------------------|-----------|
| Pulling Force | 20kN |
| Stroke | 30mm |
| Rivet Diameter Range | 4.8-6.4mm |
| Net Weight | 2.1-2.4kg |



Body only machines do not come with a carry case.



DRV250Z Body only

STANDARD EQUIPMENT: Hook, grease, accessory set.

18V LXT Brushless Planer DKP181

| | | |
|-------------------|------------|--|
| No Load Speed | 12,000rpm | AWS: Auto-start Wireless System connects to compatible dust extractor with Bluetooth |
| Planing Width | 82mm | |
| Planing Depth | 3mm | |
| Max. Rebate Depth | 25mm | |
| Net Weight | 3.3 - 3.6k | |



Body only machines do not come with a carry case.



DKP181RTJ 2x 5.0Ah Li-ion

DKP181Z Body only

STANDARD EQUIPMENT: Fast charger, battery cartridges, planer blade, blade gauge, guide rule, depth guide, socket wrench, sharpening holder assembly.



18V LXT Planer DKP180

| | |
|-------------------|-----------|
| No load speed | 14,000rpm |
| Planing width | 82mm |
| Planing depth | 2.0mm |
| Max. rebate depth | 9.0mm |
| Net weight | 3.2-3.5kg |



Body only machines do not come with a carry case.



DKP180RTJ 2 x 5.0Ah Li-ion

DKP180Z Body only

STANDARD EQUIPMENT: Fast charger, battery cartridges, planer blades, gauge assembly, guide rule, socket wrench, carry case.



18V LXT CORDLESS

18V LXT Biscuit Jointer DPJ180

| | |
|-----------------|-----------|
| Blade diameter | 100mm |
| Blade thickness | 4mm |
| Bore diameter | 22mm |
| No load speed | 6,500 rpm |
| Net weight | 2.8-3.1kg |

OVERLOAD PROTECTION AND ANTI RESTART

Body only machines do not come with a carry case.



DPJ180RTJ 2 x 5.0Ah Li-ion

DPJ180Z Body only

STANDARD EQUIPMENT: Fast charger, battery cartridges, dust bag, set plate, lock nut wrench, carry case.



18V LXT Brushless Router Trimmer DRT50

| | | |
|-----------------|----------------------------|---|
| No Load Speed | 10,000 – 30,000 rpm | DRT50RMJX2 Trimmer base, Plunge base, Tilt base, Straight guide, Trimmer guide, Guide holder, Dust nozzle for trimmer base, Dust nozzle for plunge base, Grip 36, Hex wrench x2, Collet cone, Template guide for plunge base, Makpac Type 4 case. |
| Collet Capacity | 3/8" and 1/4" | |
| Plunge Capacity | 0 – 40mm with Trimmer base | |
| | 0 – 35mm with Plunge base | |
| Net Weight | 1.8-2.1kg | |



DRT50RMJX2 2 x 4.0Ah Li-ion

DRT50ZJX3 Body only

DRT50ZX4 Body only

DRT50ZJ Body only

DRT50ZJX3 Trimmer Base, Straight Guide, Dust Nozzle for Trimmer Base, Hex Wrench x2, Collet Cone, Template Guide for Trimmer, Trimmer Guide, Plunge Base, Tilt Base, Offset Base, Dust Nozzle for Plunge Base, Grip 36, Template Guide for Plunge Base, Grip Attachment, Guide Holder, Makpac Type 4 case.

DRT50ZX4 Trimmer Base, Straight Guide, Dust Nozzle for Trimmer Base, Hex Wrench x2, Collet Cone, Template Guide for Trimmer, Trimmer Guide, Carton Box.

DRT50ZJ Trimmer Base, Straight Guide, Dust Nozzle for Trimmer Base, Hex Wrench x2, Collet Cone, Template Guide for Trimmer, Makpac Type 4 case.



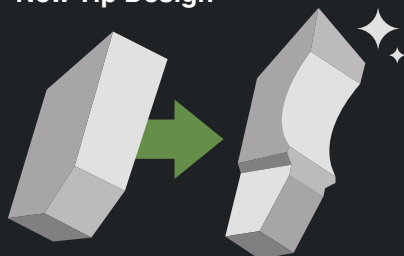
DRT50 BASE OPTIONS

| DRT50RMJX2 (Bases 1, 3 & 4) | DRT50ZJX3 (Bases 1, 2, 3 & 4) | DRT50ZX4 (Base 1) | DRT50ZJ (Base 1) |
|---|--|---|--|
| | | | |
| 1) Trimmer Base <ul style="list-style-type: none">Enlarged opening section of base assembly for excellent bit visibility while maintaining durability.Round base assembly for smooth and fast cutting with easy handling. | 2) Offset Base <ul style="list-style-type: none">Cut close to edges or corners (18.5mm)Replaceable plastic base assembly | 3) Tilt Base <ul style="list-style-type: none">Enlarged opening section of base assembly for excellent bit visibility.Tilting capacity: -30° to 45° | 4) Plunge Base <ul style="list-style-type: none">Ergonomically contoured knob style handles.3 stage cut depth adjustment.Plunge capacity: 0 - 35mm (0 - 1-3/8")195564-8 Guide holder set is needed when using straight guide with the plunge base. |

EFFICUT SAW BLADES

- Designed for efficient cutting
- Specialized for cordless saws
- *Up to 2.5 times faster cuts than a standard saw blade
- *Up to 2.4 times more cuts than a standard saw blade

New Tip Design



- Reduced contact with the work material
- Increases efficiency of release waste
- Sharper bevel angle

**2.5 TIMES
FASTER CUTS***

**2.4 TIMES
MORE CUTS***



TWIN 18V (36V) LXT CORDLESS

Twin 18V (36V) Brushless 305mm Slide Compound Mitre Saw

DLS211ZU

| | |
|-----------------|-----------------|
| Blade diameter | 305mm |
| Bore diameter | 30mm |
| No load speed | 4,400rpm |
| Max mitre range | 60° to 60°(L-R) |
| Max bevel range | 48° to 48°(L-R) |
| Net weight | 30.7-31.3kg |

CAN BE PLACED AGAINST A WALL



| Mitre Angle | Bevel Angle | | |
|----------------------|----------------------|-----------------------|----------------------|
| | 45° (left) | 0° | 45° (right) |
| 0° | 61x382mm 71x363mm | 92x382mm 107x363mm | 44x382mm 54x363mm |
| 45° (left and right) | 61x268mm 71x255mm | 92x268mm 107x255mm | 44x268mm 54x255mm |
| 60° (right) | | 92x185mm 107x178mm | |

Recommended
Blade B-67256



DLS211ZU Body only

STANDARD EQUIPMENT: TCT Saw blade, dust bag, triangular rule, vertical vice, hex wrench, wireless unit.



Twin 18V (36V) Brushless 260mm Slide Compound Mitre Saw

DLS110Z

| | |
|-----------------|------------------|
| Blade Diameter | 260mm |
| Bore Diameter | 30mm |
| No Load Speed | 4,400rpm |
| Max Mitre Range | 60° to 60° (L-R) |
| Max Bevel Range | 48° to 48° (L-R) |
| Net Weight | 26.6-27.3kg |

CAN BE PLACED AGAINST A WALL



| Mitre Angle | Bevel Angle | | |
|----------------------|----------------------|----------------------|----------------------|
| | 45° (left) | 0° | 45° (right) |
| 0° | 42x310mm 58x279mm | 68x310mm 91x279mm | 29x305mm 43x279mm |
| 45° (left and right) | 42x218mm 58x197mm | 68x218mm 91x197mm | 29x215mm 43x197mm |
| 60° (right) | | 68x155mm 91x139mm | |

Recommended
Blade B-64624



DLS110Z Body only

STANDARD EQUIPMENT: TCT Saw blade, dust bag, triangular rule, vertical vice, hex wrench.



Twin 18V (36V) Brushless 190mm Slide Compound Mitre Saw

DLS714N

| | |
|----------------------|----------------------|
| Blade Diameter | 190mm |
| Bore Diameter | 20mm |
| No Load Speed | 5,700rpm |
| Bevel Range | 45° Left - 5° Right |
| Mitre Range | 47° Left - 57° Right |
| Max Cutting Capacity | 52mm x 300mm |
| Net Weight | 13.0-13.5kg |

| Mitre Angle | Bevel Angle | | |
|------------------|-------------|------------|------------|
| | 0° | 45° (left) | 5° (right) |
| 0° | 52x300mm | 40x300mm | 40x300mm |
| 45° (left/right) | 52x212mm | 40x212mm | |
| 57° (right) | 52x163mm | | |

Recommended Blade: B-08894



DLS714NZ Body only

STANDARD EQUIPMENT: TCT saw blade, dust bag, holder set, hex wrench, vertical vice, triangular rule.



Body only machines and products do not come with batteries or chargers.

TWIN 18V (36V) / 18V LXT CORDLESS

18V LXT 190mm Slide Compound Mitre Saw

DLS713N

| | | | |
|-----------------|------------|-----------------|-----------|
| Blade diameter | 190mm | Max bevel range | 45° to 5° |
| Bore diameter | 20mm | No load speed | 2,200rpm |
| Max mitre range | 45° to 57° | Net weight | 12.7kg |

Recommended Blade: A-86147

| Mitre Angle | Bevel Angle | | |
|----------------------|-------------|----------|-------------|
| | 45° (left) | 0° | 45° (right) |
| 0° | 25x300mm | 52x300mm | 40x300mm |
| 45° (left and right) | 25x212mm | 52x212mm | |
| 52° (right) | | 52x163mm | |



DLS713NRTE 2 x 5.0Ah Li-ion

DLS713NZ Body only

STANDARD EQUIPMENT: Fast charger, battery cartridges, dust bag, blade.



LITHIUM-ION

18V LXT Brushless 165mm Mitre Saw

DLS600Z

| | | | |
|-----------------|---------------|-----------------|---------------|
| Blade Diameter | 165mm | Max Bevel Range | 46° L – 46° R |
| Bore Diameter | 20mm | No Load Speed | 5,000rpm |
| Max Mitre Range | 52° L – 52° R | Net Weight | 6.3-6.6kg |

Recommended blade B-56487

| Mitre Angle | Bevel Angle | | |
|----------------------|-------------|---------|-------------|
| | 45° (left) | 0° | 45° (right) |
| 0° | 30x92mm | 46x92mm | 15x92mm |
| 45° (left and right) | 30x65mm | 46x65mm | 15x65mm |
| 52° (right) | | 46x56mm | |



DLS600Z Body only

STANDARD EQUIPMENT: Dust bag, vertical vice, hex wrench x2, triangle rule, TCT blade,



BL MOTOR
LITHIUM-ION ADT DXT

Twin 18V (36V) Brushless 165mm Plunge Cut Saw

DSP600
DSP601

| | | |
|-----------------------------|------------------|---|
| No Load Speed | 2,500 – 6,300rpm | AWS: Auto-start Wireless System connects to compatible dust extractor with Bluetooth |
| Blade Diameter | 165mm | |
| Bore Size | 20mm | |
| Max Cutting Capacity at 0° | 56mm | |
| Max Cutting Capacity at 45° | 40mm | |
| Max Cutting Capacity at 48° | 38mm | Bluetooth® |
| Net Weight | 4.4-5.1kg | |

Recommended Blade: B-57320



AWS
ADT BL MOTOR



LITHIUM-ION 18v + 18v 36v

DSP600ZJ Body only

DSP601ZJU AWS - Body only

STANDARD EQUIPMENT: TCT blade, hex wrench, carry case, wireless unit (DSP601 only).

TWIN 18V (36V) LXT CORDLESS

Twin 18V (36V) LXT 235mm Brushless Circular Saw

DHS900

| | | |
|-----------------------------|-------------|--|
| Blade Diameter | 235mm | AWS: Auto-start Wireless System connects to compatible dust extractor with Bluetooth |
| Bore Diameter | 30mm | |
| Max Cutting capacity at 0° | 85mm | |
| Max Cutting capacity at 45° | 61mm | |
| Max Cutting capacity at 60° | 44mm | |
| No Load Speed | 4,500 rpm | Bluetooth® |
| Net Weight | 5.3 – 6.0kg | |

Recommended blade is E-01909



AWS
ADT BL MOTOR



LITHIUM-ION 18v + 18v 36v

DHS900ZU AWS - Body only

DHS900Z Body only

STANDARD EQUIPMENT: TCT Saw Blade, Sub Base, Hex Wrench,
Wireless Unit (DHS900ZU only)

Twin 18V (36V) LXT 185mm Brushless Circular Saw

DRS780Z

| | |
|-----------------------------|--------------|
| Max output | 1,700W |
| Blade diameter | 185mm |
| Bore diameter | 15.88mm/30mm |
| Max cutting capacity at 0° | 65mm |
| Max cutting capacity at 45° | 45mm |
| Max cutting capacity at 53° | 38mm |
| No load speed | 5,100rpm |
| Net weight | 5.0-5.6kg |

Recommended Blade: B-09416

Body only machines do not
come with a carry case.



ADT BL MOTOR



LITHIUM-ION 18v + 18v 36v

DRS780Z Body only

STANDARD EQUIPMENT: TCT saw blade, offset wrench.

Twin 18V (36V) LXT 190mm Brushless Circular Saw

DHS783ZJU

| | | |
|----------------------------|-----------|--|
| Blade Diameter | 190mm | AWS: Auto-start Wireless System connects to compatible dust extractor with Bluetooth |
| Bore Diameter | 20/30mm | |
| Max Cutting Capacity @ 0° | 62.5mm | |
| Max Cutting Capacity @ 45° | 44.5mm | |
| Max Cutting Capacity @ 48° | 42mm | |
| No Load Speed | 6,000rpm | Bluetooth® |
| Net Weight | 4.5-5.1kg | |

Recommended Blade: B-64185



AWS
ADT BL MOTOR



LITHIUM-ION 18v + 18v 36v

DHS783ZJU Body only

STANDARD EQUIPMENT: TCT saw blade, dust nozzle, hex wrench, guide rule,
carry case, wireless unit.

TWIN 18V (36V) / 18V LXT CORDLESS

Twin 18V (36V) LXT 190mm Brushless Circular Saw

DHS782ZJ

| | |
|----------------------------|-----------|
| Blade Diameter | 190mm |
| Bore Diameter | 20/30mm |
| Max Cutting Capacity @ 0° | 62.5mm |
| Max Cutting Capacity @ 45° | 44.5mm |
| Max Cutting Capacity @ 48° | 42mm |
| No Load Speed | 6,000rpm |
| Net Weight | 4.5-5.1kg |

Recommended Blade: B-64185



DHS782ZJ Body only
STANDARD EQUIPMENT: TCT saw blade, dust nozzle, hex wrench, guide rule, carry case.



Twin 18V (36V) LXT 190mm Circular Saw

DHS710

| | |
|---------------|-------------|
| Blade size | 190mm |
| Bore size | 20mm / 30mm |
| Max at 0° | 66mm |
| Max at 45° | 49mm |
| Max at 50° | 44mm |
| No load speed | 4,600rpm |
| Net weight | 3.9-4.6kg |

Recommended Blade: B-08224



DHS710ZJ Body only
STANDARD EQUIPMENT: TCT sawblade, hex wrench, rip fence, dust nozzle, carry case.



18V LXT 165mm Brushless Circular Saw

DHS680

| | | |
|----------------------------|-----------|--------------------|
| Max output | 680W | BATTERY FUEL GAUGE |
| No load speed | 5,000rpm | |
| Blade diameter | 165mm | |
| Bore | 20mm | |
| Max cutting capacity @ 0° | 57mm | |
| Max cutting capacity @ 45° | 41mm | |
| Max cutting capacity @ 50° | 37mm | |
| Net weight | 3.0-3.3kg | |

Recommended Blade: B-09173
Body only machines do not come with a carry case.



DHS680RTJ 2 x 5.0Ah Li-ion
DHS680Z Body only
STANDARD EQUIPMENT: Fast charger, battery cartridges, TCT blade, hex wrench, rip fence, dust nozzle, carry case.



18V LXT 165mm Brushless Circular Saw

DHS661

| | | |
|-----------------------------|-----------|--|
| Blade Diameter | 165mm | AWS: Auto-start Wireless System connects to compatible dust extractor with Bluetooth |
| Bore Diameter | 20mm | |
| Max Cutting Capacity at 0° | 57mm | |
| Max Cutting Capacity at 45° | 41mm | |
| Max Cutting Capacity at 50° | 37mm | |
| No Load Speed | 5,000rpm | |
| Net Weight | 2.9-3.2kg | |

Recommended Blade: B-62979

Body only machines do not come with a carry case.



DHS661ZU Body only
STANDARD EQUIPMENT: TCT saw blade, hex wrench, guide rule, dust nozzle, wireless unit.

18V LXT 165mm Brushless Circular Saw

DHS660

| | |
|-----------------------------|-----------|
| Blade Diameter | 165mm |
| Bore Diameter | 20mm |
| Max Cutting Capacity at 0° | 57mm |
| Max Cutting Capacity at 45° | 41mm |
| Max Cutting Capacity at 50° | 37mm |
| No Load Speed | 5,000rpm |
| Net Weight | 2.9-3.2kg |

Recommended Blade: B-62979

Body only machines do not come with a carry case.



DHS660RTJ 2 x 5.0Ah Li-ion
DHS660Z Body only
STANDARD EQUIPMENT: Fast charger, battery cartridges, TCT saw blade, hex wrench, guide rule, dust nozzle, carry case.

18V LXT 165mm Circular saw

DSS610

| | |
|----------------|-----------|
| Blade diameter | 165mm |
| Bore diameter | 20mm |
| Max. cut @ 90° | 57mm |
| Max. cut @ 45° | 40mm |
| Max. cut @ 50° | 36mm |
| No load speed | 3,700rpm |
| Net weight | 3.0-3.4kg |

Recommended Blade: B-09173

Body only machines do not come with a carry case.



DSS610RTJ 2 x 5.0Ah Li-ion
DSS610Z Body only
STANDARD EQUIPMENT: Fast charger, battery cartridges, hex wrench, guide rule, TCT blade, carry case.



Body only machines and products do not come with batteries or chargers.

18V LXT CORDLESS

18V LXT 165mm Circular Saw DSS611

| | |
|----------------|-----------|
| Blade diameter | 165mm |
| Bore diameter | 20mm |
| Max. cut @ 90° | 57mm |
| Max. cut @ 45° | 40mm |
| Max. cut @ 50° | 36mm |
| No load speed | 3,700rpm |
| Net weight | 2.9-3.2kg |



Recommended Blade: B-09173

Body only machines do not come with a carry case.

LITHIUM-ION

DSS611RTJ 2 x 5.0Ah Li-ion

DSS611Z Body only

STANDARD EQUIPMENT: Fast charger, battery cartridges, hex wrench, guide rule, TCT blade, carry case.

18V LXT 150mm BL Metal Saw DCS553ZJ

| | |
|----------------------------|-----------|
| Blade Diameter | 150mm |
| Bore Diameter | 20mm |
| No Load Speed | 4,200rpm |
| Max Cutting Capacity at 0° | 57.5mm |
| Net Weight | 2.8-3.1kg |



Recommended Blade: B-46296

ADT
BL MOTOR **LITHIUM-ION**

DCS553ZJ Body only

STANDARD EQUIPMENT: TCT saw blade, hex wrench, safety goggles, guide rule, carry case.

18V LXT Portable Band Saw DPB182Z

| | |
|-----------------------|------------|
| Blade Length | 835mm |
| Blade Width | 13mm |
| Blade Speed | 3.2 m/s |
| Capacity: Round pipe | 64mm (dia) |
| Capacity: Square pipe | 64 x 64mm |
| Net Weight | 3.8-4.1kg |



Body only machines do not come with a carry case.

LITHIUM-ION

DPB182RTE 2 x 5.0Ah Li-ion

DPB182Z Body only

STANDARD EQUIPMENT: Fast charger, battery cartridges, Saw blade, wheel cover, hex wrench.

18V LXT 136mm Circular saw DSS501

| | |
|----------------|-----------|
| Blade diameter | 136mm |
| Bore diameter | 20mm |
| Max. cut @ 90° | 51mm |
| Max. cut @ 45° | 35mm |
| No load speed | 3,600rpm |
| Net weight | 2.4-2.7kg |



Recommended Blade: B-10643

Body only machines do not come with a carry case.



LITHIUM-ION

DSS501RTJ 2 x 5.0Ah Li-ion

DSS501Z Body only

STANDARD EQUIPMENT: Fast charger, battery cartridges, hex wrench, guide rule, dust nozzle, TCT blade, carry case.

18V LXT 136mm Metal Saw DCS552

| | |
|----------------------------|-----------|
| Blade Diameter | 136mm |
| Bore Diameter | 20mm |
| No Load Speed | 3,600rpm |
| Max Cutting Capacity at 0° | 50.5mm |
| Net Weight | 2.4-2.7kg |



Recommended Blade: B-10615

Body only machines do not come with a carry case.



LITHIUM-ION

DCS552RTJ 2 x 5.0Ah Li-ion

DCS552Z Body only

STANDARD EQUIPMENT: Fast charger, battery cartridges, TCT saw blade, hex wrench, safety goggles, carry case.

18V LXT Portable Band Saw DPB180

| | |
|-----------------------|------------------|
| Capacity: Round pipe | Ø120mm |
| Capacity: Square pipe | 120 x 120mm |
| Blade width | 13mm |
| Blade speed | 1.4m/s to 2.7m/s |
| Net weight | 6.8-7.1kg |



Body only machines do not come with a carry case.



LITHIUM-ION

DPB180RTE 2 x 5.0Ah Li-ion

DPB180Z Body only

STANDARD EQUIPMENT: Fast charger, battery cartridges, 4mm hex wrench, blade (18tpi), carry case.

18V LXT BL Portable Band Saw DPB184Z

| | |
|-----------------------|-----------|
| Blade Length | 730mm |
| Blade Width | 13mm |
| Blade Thickness | 0.5mm |
| Blade Speed | 0-3.2 m/s |
| Capacity: Round Pipe | Ø51mm |
| Capacity: Square Pipe | 51 x 51mm |
| Net Weight | 3.3-3.6kg |



Body only machines do not come with a carry case.



BL MOTOR
LITHIUM-ION

DPB184Z Body only

STANDARD EQUIPMENT: Saw blade, Hex wrench, Hook.

18V LXT Brushless Drywall Sander DSL800ZU

| | |
|------------------------|----------------|
| No Load Speed | 1,000-1,800rpm |
| Abrasive Disc Diameter | 225mm |
| Pad Fastening | Hook & Loop |
| Pad Diameter | 210mm |
| Net Weight | 4.5-5.7kg |

AWS: Auto-start Wireless System connects to compatible dust extractor with Bluetooth



Body only machines do not come with a carry case.



DSL800ZU Body only

STANDARD EQUIPMENT: Abrasive disc, hex wrench, tool bag, wireless unit.

18V LXT BL Drywall Cutter DCO181Z

| | |
|-----------------|--------------|
| Collet Capacity | 1/8" or 1/4" |
| Stroke Length | 9.2 - 31mm |
| No Load Speed | 32,000rpm |
| Max Output | 600W |
| Net Weight | 1.4-1.7kg |



Body only machines do not come with a carry case.



BL MOTOR **LITHIUM-ION**

DCO181Z Body only

STANDARD EQUIPMENT: Collet cone, drywall guide tip bit, wrench.

18V LXT BL Portable Band Saw DPB183Z

| | |
|-----------------------|-----------|
| Blade Length | 835mm |
| Blade Width | 13mm |
| Blade Thickness | 0.5mm |
| Blade Speed | 0-3.2 m/s |
| Capacity: Round Pipe | Ø66mm |
| Capacity: Square Pipe | 66 x 66mm |
| Net Weight | 3.6-3.9kg |



Body only machines do not come with a carry case.



BL MOTOR
LITHIUM-ION

DPB183Z Body only

STANDARD EQUIPMENT: Saw blade, Hex wrench, Hook.

18V LXT Drywall Cutter DCO180Z

| | |
|-----------------|---------------|
| Collet capacity | 1/8" or 1/4" |
| Stroke length | 11.5 - 31.0mm |
| No load speed | 30,000rpm |
| Max output | 590W |
| Net weight | 1.5-1.8kg |



LITHIUM-ION **BL MOTOR** **AWS**

18V LXT Drywall Cutter DCO180Z

| | |
|-----------------|---------------|
| Collet capacity | 1/8" or 1/4" |
| Stroke length | 11.5 - 31.0mm |
| No load speed | 30,000rpm |
| Max output | 590W |
| Net weight | 1.5-1.8kg |

OVERLOAD PROTECTION
ANTI RESTART

Body only machines do not come with a carry case.



LITHIUM-ION

DCO180Z Body only

STANDARD EQUIPMENT: Collet cone (1/8"), drywall guide tip bit x2

18V LXT CORDLESS

18V LXT Drywall Cutter DSD180Z

| | |
|---------------------|-------------------|
| Strokes per minute | 0 – 6,000 spm |
| Length of stroke | 6mm |
| Capacity in Drywall | 30mm |
| Capacity in Wood | 15mm |
| Blade for Drywall | 55 x 18 x 0.55 mm |
| Blade for Wood | 53 x 18 x 0.55 mm |
| Weight | 1.7-2.0kg |

SUITABLE FOR OVER-HEAD OPERATIONS

Body only machines do not come with a carry case.



DSD180Z Body only
STANDARD EQUIPMENT: Blade, blade cover, base cover, hex wrench.

18V LXT Brushless Jigsaw DJV182

| | |
|-----------------------|----------------|
| Capacity in wood | 135mm |
| Capacity in steel | 10mm |
| Capacity in aluminium | 20mm |
| Length of stroke | 26mm |
| Shank type | Universal |
| Max output | 390W |
| No load speed | 800 – 3,500rpm |
| Net weight | 2.4-2.7kg |

Body only machines do not come with a carry case.



DJV182RTJ 2 x 5.0Ah Li-ion
DJV182Z Body only
STANDARD EQUIPMENT: Fast charger, battery cartridges, hex wrench, anti splintering device, cover plate, dust nozzle, carry case.

18V LXT Brushless Jigsaw DJV181

| | |
|-----------------------|----------------|
| Capacity in wood | 135mm |
| Capacity in steel | 10mm |
| Capacity in aluminium | 20mm |
| Length of stroke | 26mm |
| Shank type | Universal |
| Max output | 390W |
| No load speed | 800 – 3,500rpm |
| Net weight | 2.3-2.6kg |

Body only machines do not come with a carry case.



DJV181RTJ 2 x 5.0Ah Li-ion
DJV181Z Body only
STANDARD EQUIPMENT: Fast charger, battery cartridges, hex wrench, anti splintering device, cover plate, dust nozzle, carry case.

18V LXT Jigsaw DJV180

| | |
|--------------------|------------|
| Max. cut in wood | 135mm |
| Max. cut in steel | 10mm |
| Length of stroke | 26mm |
| Shank type | Universal |
| Strokes per minute | 0-2,600spm |
| Net weight | 2.7-3.0kg |

TOOL-LESS BLADE CHANGE

Body only machines do not come with a carry case.



DJV180RTJ 2 x 5.0Ah L-ion
DJV180Z Body only
STANDARD EQUIPMENT: Fast charger, battery cartridges, hex wrench, anti splintering device, cover plate, dust nozzle, carry case.

18V LXT Sander DBO180

| | | | |
|------------------------|--------------------------|---------------|---------------------|
| Maximum output | 190W | Speed control | 3 stage push button |
| Orbits per minute | | Pad brake | Yes |
| | 7,000/9,500/11,000 opm | Net weight | 1.4-1.7kg |
| Orbit diameter | 2.8mm | | |
| Sanding stroke per min | 14,000/19,000/22,000 spm | | |
| Paper fastening | Hook & Loop | | |
| Pad size | 123mm | | |
| Paper size | 125mm | | |

Body only machines do not come with a carry case.



DBO180RTJ 2 x 5.0Ah Li-ion
DBO180Z Body body
STANDARD EQUIPMENT: Fast charger, battery cartridges, dust bag, carry case.

18V LXT Brushless Belt Sander DBS180

| | |
|------------|------------------|
| Belt Speed | 600 – 1,700m/min |
| Belt Size | 9 x 533mm |
| Net Weight | 1.8– 2.1kg |

Body only machines do not come with a carry case.



DBS180RTJ 2 x 5.0Ah Li-ion
DBS180Z Body body
STANDARD EQUIPMENT: Fast charger, battery cartridges, sanding belt, grip assembly, carry case

18V LXT Brushless Sander/Polisher DPV300

| | | |
|---------------------------|--|---|
| Pad/Disc Diameter | 50mm (Twist-on/off type) 80mm (Hook & Loop) | ANTI-RESTART FUNCTION |
| Backing Pad Diameter | 46mm (Twist-on/off type) 75mm (Hook & Loop) | Body only machines do not come with a carry case. |
| No Load Speed (Polishing) | 0 – 2,800 rpm | |
| No Load Speed (Sanding) | 0 – 9,500 rpm | |
| Net Weight | 1.3 – 1.6kg | |



DPV300RTJ 2 x 5.0Ah Li-ion
DPV300Z Body body
STANDARD EQUIPMENT: Fast charger, battery cartridges, side grip, pad, adapter, wool pad, sponge pad, carry case.



Body only machines and products do not come with batteries or chargers.

18V LXT CORDLESS

18V LXT Multi-Tool Kit

DTM51ZJX7

| | |
|-------------------------|--------------|
| Max output | 390W |
| Oscillation angle | 3.2° |
| Oscillations per minute | 6,000-20,000 |
| Net weight | 2.0-2.4kg |

KEY-LESS BLADE CHANGE
STARLOCK

| | |
|---------------------|---------|
| DTM51ZJX7 | |
| Sanding Pad | B-21537 |
| 60 grit wood x5 | B-21624 |
| 80 grit wood x5 | B-21630 |
| 120 grit wood x5 | B-21646 |
| 180 grit wood x5 | B-21652 |
| 85mm segment saw x1 | B-21325 |



STARLOCK



LITHIUM-ION

DTM51ZJX7 Body only + Accessories

DTM51Z Body only

STANDARD EQUIPMENT: MAKPAC carry case, dust extraction attachment, accessories, tool box.

18V LXT Multi-Tool Kit

DTM50

| | |
|----------------------|--------------|
| Oscillations per min | 6,000-20,000 |
| Oscillation angle | 3.2° |
| Net weight | 1.8-2.2kg |

KEY-LESS BLADE CHANGE
STARLOCK

| | |
|---------------------|---------|
| DTM50RT1J1 | |
| Sanding Pad | B-21537 |
| 60 grit wood x5 | B-21624 |
| 80 grit wood x5 | B-21630 |
| 120 grit wood x5 | B-21646 |
| 180 grit wood x5 | B-21652 |
| 85mm segment saw x1 | B-21325 |



STARLOCK



LITHIUM-ION

DTM50RT1J1 1 x 5.0Ah Li-ion

+ Accessories

DTM50Z Body only

STANDARD EQUIPMENT: Fast charger, battery cartridge, carry case, hex wrench, dust extraction attachment, accessories.

18V LXT Multi-Tool Kit

DTM50RT1J3

| | |
|-------------------------|--------------|
| Oscillations per min | 6,000-20,000 |
| Total oscillation angle | 3.2° |
| Net weight | 1.8-2.2kg |

KEY-LESS BLADE CHANGE
STARLOCK

| | |
|---------------------|---------|
| DTM50RT1J3 | |
| 80 grit wood x5 | B-21630 |
| 120 grit wood x5 | B-21646 |
| 180 grit wood x5 | B-21652 |
| 85mm segment saw x1 | B-21294 |
| 85mm segment saw x1 | B-21325 |
| 32mm PI C blade x1 | B-21369 |
| 32mm PI C blade x1 | B-21412 |
| 52mm scraper x1 | B-21456 |
| 52mm scraper x1 | B-21440 |
| 65mm RIFF blade x1 | B-21509 |
| 78mm RIFF blade x1 | B-21515 |
| Sanding Pad | B-21537 |
| 60 grit wood x5 | B-21624 |



STARLOCK



LITHIUM-ION

DTM50RT1J3 1 x 5.0Ah Li-ion

STANDARD EQUIPMENT: Fast charger, battery cartridge, carry case, hex wrench, dust extraction attachment, accessories.

Body only machines and products do not come with batteries or chargers.

TWIN 18V (36V) / 18V LXT CORDLESS

18V LXT Brushless Multi-Tool

DTM52

| | |
|----------------------|---------------|
| Oscillation angle | 3.6° |
| Oscillations per min | 10,000-20,000 |
| Max Output | 370W |
| Net Weight | 1.7-2.0kg |

KEY-LESS BLADE CHANGE
OIS - NO
STARLOCK - YES
STARLOCK PLUS - YES
STARLOCK MAX - YES

STARLOCK MAX



DTM52ZX2 Body only + Accessories

DTM52Z Body only

STANDARD EQUIPMENT: Anti-rust oil.

| |
|-------------------------|
| DTM52ZX2 |
| Plunge cut saw blade x1 |
| Segment saw blade x1 |
| Segment saw blade x1 |
| Plunge cut saw blade x1 |
| Plunge cut saw blade x1 |
| Plunge cut saw blade x1 |
| Scraper flexible x1 |
| HM segsaw blade x1 |
| HM segsaw blade x1 |
| Plunge cut saw blade x1 |
| Plunge cut saw blade x1 |
| Scraper x1 |

| | |
|---------|---------------------|
| B-64814 | 60 grit wood x10 |
| B-64799 | 100 grit wood x10 |
| B-64836 | 150 grit wood x10 |
| B-64917 | Sanding pad x1 |
| B-64923 | Tool box x1 |
| B-64939 | Poly bag 150x170 x2 |
| B-64995 | Poly bag 80x210 x3 |
| B-65028 | Rubber band x1 |
| B-65040 | Dust attachment x1 |
| B-66400 | |
| B-66416 | |
| B-66472 | |



ULTRA-LOW VIBRATION
Sanding 2.5 m/sec²
Scraping 2.5 m/sec²
Sawing 2.5 m/sec²
EN60745

BL MOTOR

LITHIUM-ION

AVT

Twin 18V (36V) Brushless Reciprocating Saw

DJR360ZK

| | |
|--------------------|--|
| Strokes per minute | 0-2,300 spm (Low) 0- 3,000 spm (High) |
| Length of stroke | 32mm |
| Capacity in wood | 255mm |
| Capacity in pipe | Ø130mm |
| Net Weight | 4.0-4.7kg |

TOOL-LESS BLADE CHANGE



DJR360ZK Body only

STANDARD EQUIPMENT: Carry case.

BL MOTOR

LITHIUM-ION

18V + 18V → 36V

18V LXT BL Reciprocating Saw

DJR187

| | |
|--------------------|--|
| Strokes per minute | 0-2,300 spm (Low) 0- 3,000 spm (High) |
| Length of stroke | 32mm |
| Capacity in wood | 255mm |
| Capacity in pipe | Ø130mm |
| Net Weight | 3.4-3.8kg |

TOOL-LESS BLADE CHANGE

Body only machines do not come with a carry case.



DJR187RTE 2 x 5.0Ah Li-ion

DJR187Z Body only

STANDARD EQUIPMENT: Fast charger, battery cartridges, carry case.



BL MOTOR

LITHIUM-ION

Body only machines and products do not come with batteries or chargers.

18V LXT CORDLESS

18V LXT Brushless Reciprocating Saw

DJR188Z

| | | |
|--------------------|--------------|------------------------|
| Strokes per Minute | 0 – 3,000spm | TOOL-LESS BLADE CHANGE |
| Length of stroke | 20mm | |
| Capacity in Wood | 255mm | |
| Capacity in Pipe | 130mm | |
| Net Weight | 2.6-2.9kg | |

Body only machines do not come with a carry case.



DJR188Z Body only
STANDARD EQUIPMENT: Saw blade.



18V LXT Reciprocating Saw

DJR186

| | | |
|--------------------|---------------|------------------------|
| Strokes per minute | 0 – 2,800 spm | TOOL-LESS BLADE CHANGE |
| Length of stroke | 32mm | |
| Capacity in wood | 255mm | |
| Capacity in pipe | Ø130mm | |
| Net weight | 3.5-3.8kg | |

Body only machines do not come with a carry case.



DJR186RTE 2 x 5.0Ah Li-ion
DJR186Z Body only
STANDARD EQUIPMENT: Fast charger, battery cartridges, carry case.



18V LXT Mini Reciprocating Saw

DJR183
DJR185

| | | |
|------------------------|--------------------|---|
| Strokes per minute | 0-3,000spm | Body only machines do not come with a carry case. |
| Stroke length | 13mm | |
| Capacity wood | 50mm | |
| Capacity MS pipe | 50mm | |
| Variable speed control | Trigger | |
| Blade clamp | DJR185: Hex wrench | |
| | DJR183: Tool-less | |
| Trigger | Lock off | |
| Net weight | DJR183: 1.5-1.7kg | |
| | DJR185: 1.5-1.8kg | |



DJR183Z Body only (Tool-less)
DJR185Z Body only
STANDARD EQUIPMENT: Hex wrench.



18V LXT Metal Shear

DJS130Z

| | | |
|----------------------------------|-----------|---|
| Cutting capacity mild steel | 1.3mm | HEAD ROTATES THROUGH 360° FOR OPTIMUM MANOEUVRABILITY |
| Cutting capacity stainless steel | 1.0mm | |
| Strokes per minute | 2,800spm | |
| Net weight | 2.3-2.6kg | |

Body only machines do not come with a carry case.

DJS130Z Body only
STANDARD EQUIPMENT: Hex wrench, belt clip.



18V LXT CORDLESS

18V LXT Straight Shear

DJS161

| | |
|----------------------------------|-----------|
| Cutting capacity mild steel | 1.6mm |
| Cutting capacity stainless steel | 1.2mm |
| Cutting capacity aluminium | 2.5mm |
| Minimum cutting radius | 250mm |
| Strokes per minute | 4,300spm |
| Net weight | 1.8-2.2kg |

Body only machines do not come with a carry case.

DJS161RTJ 2 x 5.0Ah Li-ion
DJS161Z Body only
STANDARD EQUIPMENT: Fast charger, battery cartridges, hex wrench carry case.



18V LXT Nibbler

DJN161

| | |
|----------------------------------|--------------|
| Cutting capacity mild Steel | 1.6mm (16Ga) |
| Cutting capacity stainless Steel | 1.2mm (18Ga) |
| Cutting capacity Aluminium | 2.5mm (12Ga) |
| No load speed | 1,900spm |
| Net weight | 1.9-2.3kg |

Body only machines do not come with a carry case.

DJN161RTJ 2 x 5.0Ah Li-ion
DJN161Z Body only
STANDARD EQUIPMENT: Punch and die set, hex wrench, wrench holder, carry case



18V LXT Brushless 125mm Disc Cutter

DCC500

| | |
|----------------------------|-----------|
| Blade Diameter | 125mm |
| Bore Diameter | 20mm |
| No Load Speed | 8,800rpm |
| Max Cutting Capacity @ 0° | 40mm |
| Max Cutting Capacity @ 45° | 27mm |
| Net Weight | 2.5-3.0kg |



DCC500RTJ 2 x 5.0Ah Li-ion
DCC500Z Body only
STANDARD EQUIPMENT: Fast charger, battery cartridges, dust bag, hex wrench.



TWIN 18V (36V) LXT CORDLESS

Twin 18V (36V) LXT Brushless 230mm Disc Cutter

DCE090

| | |
|----------------------|-----------|
| Max Wheel Diameter | 230mm |
| Bore Diameter | 22.23mm |
| Max Wheel Thickness | 3.0mm |
| No Load Speed | 6,600rpm |
| Max Cutting Capacity | 88mm |
| Net Weight | 5.6-6.3kg |



BL MOTOR **AFT**
18v + 18v → 36v
LITHIUM-ION



DCE090T2X1 2 x 5.0Ah Li-ion

DCE090ZX1 Body only

STANDARD EQUIPMENT: Fast charger, battery cartridges, hex wrench, wrench, coupling sleeve, abrasive wheel.

ACCESSORIES: 230MM WHEELS FOR DCE090



E-03006
230mm Cut Off Wheel



E-02967
230mm Diamond Wheel

To see the full range visit www.makita.com

TWIN 18V (36V) LXT CORDLESS

Twin 18V (36V) Brushless 230mm Angle Grinder

DGA901ZUX2

| | |
|---------------------|----------------|
| Wheel Diameter | 230mm |
| Bore Diameter | 22.23mm |
| Max Wheel Thickness | 6.5mm |
| Switch Type | Trigger Switch |
| No Load Speed | 6,000rpm |
| Net Weight | 5.2-8.0kg |

ANTI RESTART
CURRENT LIMITER

AWS: Auto-start Wireless System connects to compatible dust extractor with Bluetooth

Body only machines do not come with a carry case.



DGA901ZUX2 Body Only

STANDARD EQUIPMENT: Side handle, lock nut wrench, wireless unit.



BL MOTOR **ADT** **AFT** **AWS**
LITHIUM-ION 18v + 18v → 36v

Twin 18V (36V) Brushless 230mm Angle Grinder

DGA900

| | |
|---------------------|----------------|
| Wheel Diameter | 230mm |
| Bore Diameter | 22.23mm |
| Max Wheel Thickness | 6.5mm |
| No Load Speed | 6,000rpm |
| Switch Type | Trigger switch |
| Net Weight | 5.2-8.0kg |

ANTI RESTART
CURRENT LIMITER



DGA900PT2 2 x 5.0Ah Li-ion

DGA900Z Body Only

STANDARD EQUIPMENT: Fast charger, battery cartridges, side handle, lock nut wrench, carry case.



BL MOTOR **ADT** **AFT**
LITHIUM-ION 18v + 18v → 36v

Twin 18V (36V) Brushless 180mm Angle Grinder

DGA700Z

| | |
|---------------------|----------------|
| Wheel Diameter | 180mm |
| Bore Diameter | 22.23mm |
| Max Wheel Thickness | 7.2mm |
| No Load Speed | 7,800rpm |
| Switch Type | Trigger switch |
| Net Weight | 5.0-6.0kg |

ANTI RESTART
CURRENT LIMITER



DGA700Z Body Only

STANDARD EQUIPMENT: Side handle, lock nut wrench, carry case.



BL MOTOR **ADT** **AFT**
LITHIUM-ION 18v + 18v → 36v

18V LXT CORDLESS

18V LXT Brushless 125mm Angle Grinder

DGA519Z

| | | |
|---------------------|-------------------|---------------------------------|
| Wheel Diameter | 125mm | ANTI-RESTART CURRENT LIMITER |
| Bore Diameter | 22.23mm | |
| Max Wheel Thickness | 6mm | |
| No Load Speed | 3,000 – 8,500 rpm | |
| Switch Type | Paddle switch | |
| Net Weight | 2.5 – 3.1 kg | |

Body only machines do not come with a carry case.



XLOCK



LITHIUM-ION BL MOTOR AFT ADT

DGA519Z Body only
STANDARD EQUIPMENT: Side handle, grinding wheel.

18V LXT Brushless 125mm Angle Grinder

DGA517

| | | |
|---------------------|------------------|---------------------------------|
| Wheel Diameter | 125mm | ANTI-RESTART CURRENT LIMITER |
| Bore Diameter | 22.23mm | |
| Max Wheel Thickness | 7.2mm | |
| No Load Speed | 3,000 - 8,500rpm | |
| Switch Type | Paddle Switch | |
| Net Weight | 2.4-3.1 kg | |

Body only machines do not come with a carry case.



LITHIUM-ION BL MOTOR AFT ADT

DGA517RTJ 2 x 5.0Ah Li-ion
DGA517Z Body only
STANDARD EQUIPMENT: Lock nut wrench, side handle, grinding wheel.
RTJ only: Fast charger, battery cartridges, carry case.

18V LXT Brushless 125mm Angle Grinder

DGA513

| | | |
|---------------------|------------------|---------------------------------|
| Wheel Diameter | 125mm | ANTI-RESTART CURRENT LIMITER |
| Bore Diameter | 22.23mm | |
| Max Wheel Thickness | 7.2mm | |
| No Load Speed | 3,000 - 8,500rpm | |
| Switch Type | Slide Switch | |
| Net Weight | 2.4-3.0 kg | |

Body only machines do not come with a carry case.



LITHIUM-ION BL MOTOR AFT ADT

DGA513RTJ 2 x 5.0Ah Li-ion
DGA513Z Body only
STANDARD EQUIPMENT: Lock nut wrench, side handle, grinding wheel.
RTJ only: Fast charger, battery cartridges, carry case.

Body only machines and products do not come with batteries or chargers.

18V LXT CORDLESS

18V LXT Brushless 115mm Angle Grinder

DGA469Z

| | | |
|---------------------|-------------------|---------------------------------|
| Wheel Diameter | 115mm | ANTI-RESTART CURRENT LIMITER |
| Bore Diameter | 22.23mm | |
| Max Wheel Thickness | 6mm | |
| No Load Speed | 3,000 – 8,500 rpm | |
| Switch Type | Paddle switch | |
| Net Weight | 2.5 – 3.1 kg | |

Body only machines do not come with a carry case.



XLOCK



LITHIUM-ION BL MOTOR AFT ADT

DGA469Z Body only
STANDARD EQUIPMENT: Side handle, grinding wheel.

18V Brushless 115mm Angle Grinder

DGA467

| | | |
|---------------------|------------------|---------------------------------|
| Wheel Diameter | 115mm | ANTI-RESTART CURRENT LIMITER |
| Bore Diameter | 22.23mm | |
| Max Wheel Thickness | 7.2mm | |
| No Load Speed | 3,000 - 8,500rpm | |
| Switch Type | Paddle Switch | |
| Net Weight | 2.4-3.1kg | |

Body only machines do not come with a carry case.



LITHIUM-ION BL MOTOR AFT ADT

DGA467RTJ 2 x 5.0Ah Li-ion
DGA467Z Body only
STANDARD EQUIPMENT: Lock nut wrench, side handle, grinding wheel.
RTJ only: Fast charger, battery cartridges, carry case.

18V Brushless 115mm Angle Grinder

DGA463

| | | |
|---------------------|------------------|---------------------------------|
| Wheel Diameter | 115mm | ANTI-RESTART CURRENT LIMITER |
| Bore Diameter | 22.23mm | |
| Max Wheel Thickness | 7.2mm | |
| No Load Speed | 3,000 - 8,500rpm | |
| Switch Type | Slide Switch | |
| Net Weight | 2.3-3.0 kg | |

Body only machines do not come with a carry case.



LITHIUM-ION BL MOTOR AFT ADT

DGA463RTJ 2 x 5.0Ah Li-ion
DGA463Z Body only
STANDARD EQUIPMENT: Lock nut wrench, side handle, grinding wheel.
RTJ only: Fast charger, battery cartridges, carry case.

Body only machines and products do not come with batteries or chargers.

TWIN 18V (36V) / 18V LXT CORDLESS

18V LXT 115mm Angle Grinder DGA452

| | |
|----------------|-------------|
| Wheel diameter | 115mm |
| No load speed | 10,000rpm |
| Net weight | 2.06-2.71kg |

ANTI RESTART

Body only machines do not come with a carry case.



LITHIUM-ION

DGA452RTJ 2 x 5.0Ah Li-ion
DGA452Z Body only

STANDARD EQUIPMENT: Fast charger, battery cartridges, lock nut wrench, side handle, abrasive wheel, carry case.

18V LXT Brushless Random Orbit Polisher DPO600

| | | |
|-------------------|--|--|
| Pad Diameter | 150mm | RANDOM ORBIT WITH FORCED ROTATION AND RANDOM ORBIT MODE |
| Orbits per Minute | Normal 0-6,800opm Finish 0-5,200opm | |
| Strokes per Min | Normal 0-13,600spm Finish 0-10,400spm | Body only machines do not come with a carry case. |
| No Load Speed | Normal 0-780rpm Finish 0-600rpm | |
| Orbit Diameter | 5.5mm | |
| Net Weight | 3.1-3.6kg | |



LITHIUM-ION BL MOTOR

DPO600RTE 2 x 5.0Ah Li-ion
DPO600Z Body only

STANDARD EQUIPMENT: Fast charger, battery cartridges, carry case, side grip, pad, hex wrench.

Twin 18V (36V) Brushless 355mm Cut-Off Saw DLW140Z

| | |
|---------------------|-------------|
| Max Output | 1,300W |
| Wheel Diameter | 355mm |
| Bore Diameter | 25.4mm |
| Max Wheel Thickness | 3.0mm |
| No Load Speed | 3,800rpm |
| Net Weight | 17.2-17.8kg |

TOOL-LESS BLADE CHANGE
GUIDE ADJUSTMENT

| | 90° | 45° |
|--|------------------------------------|-----------|
| | 127mm | 127mm |
| | 115x130mm 102x194mm 70x233mm | 115x103mm |
| | 119x119mm | 106x106mm |
| | 137x137mm | 100x100mm |



DLW140Z Body only

STANDARD EQUIPMENT: Abrasive wheel.



BL MOTOR LITHIUM-ION 18v + 18v 36v

18V LXT CORDLESS

18V LXT BL Threaded Rod Cutter DSC121ZKX1

| | |
|--------------------------|-------------|
| Capacity: Steel diameter | 8-12mm |
| Cutting Speed | 3.0 seconds |
| Net Weight | 6.0kg |

MILD AND STAINLESS STEEL



BL MOTOR LITHIUM-ION



DSC121ZKX1 Body only

STANDARD EQUIPMENT: Cutter blade, stand, oil, hex wrench.

18V LXT Steel Hole Punch DPP200ZK

| | |
|-----------------------------|----------------|
| Capacity in Steel | Ø20mm |
| Capacity in Stainless Steel | Ø20mm |
| Max Throat Depth | 40mm |
| Type of hole | Round / Oblong |
| Net Weight | 10.7 – 10.8kg |

| | |
|--------------------------|-------------------|
| Capacity in | |
| Mild steel | W3/8, M10, M8, M6 |
| Stainless steel | W3/8, M8, M6 |
| Min. cutting length | 20mm |
| Work amount with BL1860B | |
| W3/8 (Mild Steel) | 1,600 pcs |
| W3/8 (Stainless) | 1,500 pcs |
| M10 (Mild Steel) | 1,600 pcs |
| M8 (Mild Steel) | 2,300 pcs |
| M8 (Stainless) | 1,900 pcs |
| M6 (Mild Steel) | 2,700 pcs |
| M6 (Stainless) | 2,200 pcs |
| Net weight | 2.8-3.2kg |



BL MOTOR LITHIUM-ION



DSC102ZJ Body only

STANDARD EQUIPMENT: Cutter blade, hex socket head bolt, blade cover, depth gauge, thumb screw, hex wrench, carry case.

DPP200ZK Body only

STANDARD EQUIPMENT: Punch, dice, hex wrench, spanner, grip, oil, carry case.



LITHIUM-ION

18V LXT BL Steel Rod Cutter DSC251ZK

| | |
|--------------------------|------------|
| No Load Speed | 2,200 rpm |
| Blade Diameter | 110mm |
| Cutting Capacity (Rebar) | 10 -25mm |
| Net Weight | 3.9 -4.0kg |



ADT BL MOTOR LITHIUM-ION

DSC251ZK Body only

STANDARD EQUIPMENT: TCT saw blade, dust bag, side grip, hex wrench, carry case.

18V LXT Steel Rebar Cutter DSC191Z

| | |
|-----------------------|-------------|
| Max. Cutting Capacity | 20mm |
| Cutting Speed | 6.5 secs |
| Overall Length | 412mm |
| Net Weight | 11.1-11.2kg |



LITHIUM-ION

DSC191Z Body only

STANDARD EQUIPMENT: Carry case.

18V / 14.4V LXT CORDLESS

18V LXT Brushless Steel Rebar Cutter

DSC163ZK

| | |
|-----------------------|-------------|
| Max. cutting capacity | 3-16mm |
| Cutting Speed | 2.8 seconds |
| Net Weight | 6.9kg |



DSC163ZK Body only
STANDARD EQUIPMENT: Wrench, hex wrench, oil, carry case.

18V/14.4v LXT Brushless Rebar Tying Tool

DTR180ZK

| | | | | | |
|----------------------------------|---------------------------------|----------------------------------|---------|-----|-----|
| Max Power Output | 340W | Tying Capacity 2 Pieces of Rebar | | | |
| Tie Wire | Ø 0.8mm Annealed wire | D10 | D13 | D16 | |
| Applicable Rebars | D10 x D10 - (D13 x2) x (D13 x2) | D10 | YES | YES | YES |
| Approx. ties per reel | 120 (5.0ah battery) | D13 | YES | YES | YES |
| Net Weight | 2.3-2.6kg | D16 | YES | YES | YES |
| Tying Capacity 4 Pieces of Rebar | | Tying Capacity 3 Pieces of Rebar | | | |
| D10xD10 D13xD13 | | D10xD10 | D13xD13 | | |
| D10xD10 | YES | YES | YES | | |
| D13xD13 | YES | YES | YES | | |
| | | D16 | NO | | |



DTR180ZK Body only
STANDARD EQUIPMENT: Hex wrench, belt clip, carry case.

18V LXT Grease Gun

DGP180

| | |
|-------------------------------|--------------------|
| Grease Capacity (Barrel A) | |
| Cartridge = 410g | |
| Bulk = 455g | |
| Flexible Hose Length | 1,200mm |
| Max Operating Pressure | 69MPa (10,000 psi) |
| Flow rate (slow speed) | 145 ml/min |
| Flow rate (Auto speed change) | 290 ml/min |
| Net Weight | 4.8 – 6.1kg |



DGP180RT 1x 5.0Ah Li-ion
DGP180Z Body only
STANDARD EQUIPMENT: Fast charger, battery cartridges, shoulder strap.

18V LXT Vacuum Pump

DVP180Z

| | |
|------------------|-------------------------------|
| Compression Type | Oil rotary type, Single stage |
| Flow Rate | 50 L/min |
| Ultimate Vacuum | 20 Pascals |
| Motor Speed | 3,840 rpm |
| Oil Capacity | 115 ml |
| Inlet Port | 5/16" |
| Net Weight | 3.5kg |



DVP180Z Body only
STANDARD EQUIPMENT: Vacuum pump oil, adaptor.

18V LXT CORDLESS

18V LXT Caulking Gun

DCG180

| | |
|-----------------|-----------|
| Max. push force | 5,000N |
| No load speed | 28mm/sec |
| Weight | 2.6-3.0kg |

COMPATIBLE WITH:
300ml Cartridge
(215mm x 51mm)

ANTI DRIP FUNCTION
SUPPLIED WITH 600ml HOLDER



DCG180RTB 1 x 5.0Ah Li-ion
DCG180ZBK Body only + case
STANDARD EQUIPMENT: Fast charger, battery cartridges, 600ml holder, carry case.

18V LXT Brushless Mixer

DUT130Z

| | |
|---------------------|---------------------------------|
| No Load Speed | Hi 0-1,300rpm Low 0 – 350rpm |
| Tool Holder Shank | M14 |
| Max Paddle Diameter | 165mm |
| Net Weight | 2.5-2.8kg |



NOT SUITABLE FOR MIXING PLASTER

Body only machines do not come with a carry case.



DUT130Z Body only
STANDARD EQUIPMENT: Shaft holder, side handle, front cover, wrenches, tool bag.

18V LXT Inflator

DMP180Z

| | |
|----------------------|----------------------------|
| Max Air Pressure | 830 kPa (121 PSI) |
| Air Discharge Amount | 12 litres/min (at 200 kPa) |
| Net Weight | 1.4 – 1.7kg |



DMP180RT1J 1x 5.0Ah Li-ion
DMP180Z Body only
STANDARD EQUIPMENT: French adaptor, sport ball needle adaptor, tapered adaptor, American and British adaptor, fast charger, battery cartridge, carry case.

18V LXT Vibrating Poker

DVR350

| | |
|----------------|-----------|
| Shaft length | 800mm |
| Shaft diameter | 25mm |
| Vibration | 13,000vpm |
| Amplitude | 1.1mm |
| Net weight | 2.9-3.3kg |



DVR350RTE 2 x 5.0Ah Li-ion
DVR350Z Body only
STANDARD EQUIPMENT: Fast charger, battery cartridges.

18V LXT Inflator

DMP181Z

| | |
|----------------------|---|
| Max Air Pressure | 1,110 kPa (161 PSI) |
| Air Discharge Amount | 22 litres/min (at 200 kPa) 11 litres/min (at 700 kPa) 7 litres/min (at 1,100 kPa) |
| Hose length | 65cm |
| Net Weight | 2.1 – 2.8kg |



DMP181Z Body only
STANDARD EQUIPMENT: British adaptor, French adaptor, swim ring adaptor, Sport ball needle adaptor.

18V LXT CORDLESS

18V LXT Brushless Wheelbarrow DCU180Z

| | |
|---------------------------|-------------|
| Max Loading Capacity | 130 kg |
| Max Climbing Angle | 12° |
| Forward Speed (Hi) | 3.5km/h |
| Forward Speed (Lo) | 1.5km/h |
| Reverse Speed | 1.0km/h |
| Net weight (Machine only) | 32.5kg |
| Net weight (Pipe frame) | 44.5-44.8kg |
| Net weight (Bucket frame) | 39.3-39.6kg |

Optional Accessories:
Pipe Frame Bucket Frame



DCU180Z Body only
STANDARD EQUIPMENT: Wrench x2, support legs, Lock key.

Pipe Frame Set
199009-8



199009-8

Bucket Frame Set
199008-0



199008-0

TWIN 18V (36V) / 18V LXT CORDLESS

18V/14.4V LXT Wall Scanner DWD181ZJ

| | | | |
|---|-------|--|-----------|
| Max detection depth: | | Detection accuracy of object depth | |
| Metal in concrete | 180mm | | ±5 mm |
| Plastic pipe in concrete (water filled/empty) | 120mm | Detectable minimum distance between two adjacent objects | 40mm |
| Live Cables | 120mm | Run Time 18V 6.0Ah battery | 28hrs |
| Wood stud behind drywall | 25mm | Net Weight | 1.0-1.7kg |
| Detection accuracy of object centre position | ±5 mm | | |

FULL COLOUR DISPLAY



DWD181ZJ Body only
STANDARD EQUIPMENT: Carry case.



Twin 18V (36V) LXT Brushless Power Washer DHW080ZK

| | | |
|-----------------------------|-----------------------------------|--|
| Pump Speed | Hi: 3,450rpm Low: 2,390rpm | MAX PERMISSIBLE FLOW/ PRESSURE: MAINS SUPPLY FROM TAP |
| Regular Pressure | Hi: 55 bar Low: 30 bar | REGULAR FLOW / PRESSURE: SELF-PRIMING |
| Max Permissible Pressure | 80 bar | |
| Regular Flow Pressure | Hi: 330 l/hour Low: 240 l/hour | |
| Max Water Flow | 380 l/hour | |
| Max Water Feed Temperature | 40°C | |
| Tank Capacity | 50L | |
| Net Weight | 6.4-7.7kg | |
| Run time 2x 6.0Ah batteries | 34 mins | |



DHW080ZK Body only
STANDARD EQUIPMENT: Trigger gun, variable spray lance, cyclone jet nozzle, self-suction hose set, high pressure hose 5m, storage box, connector set

DHW080 FEATURES



Water Supply
The DHW080 can be ran from a mains water supply or from a water tank (50L Tank supplied).



Makpac
The 50L tank is part of the Makpac system allowing cases to fit on top and connecting to the TR00000001 Makpac trolley.



Storage Options
The 50L tank can be used as a storage container for the DHW080 and accessories.



18V LXT CORDLESS

18V LXT Cooler / Warmer Box

DCW180Z

| | |
|-------------------|---------------------|
| Cooling Capacity | -18°C to 10°C |
| Warming Capacity | 55°C / 60°C |
| Capacity | 20L |
| Run Time 2x 6.0Ah | |
| | 5 hours (at -18 °C) |
| | 17 hours (at 5 °C) |
| | 4 hours (at 60 °C) |
| Net Weight | 13.0-14.3kg |

5X COOLING TEMPERATURE SETTINGS
2X WARMING TEMPERATURE SETTINGS



LITHIUM-ION



DCW180Z Body only

STANDARD EQUIPMENT: Shoulder belt, ac adaptor.

Cordless Coffee Maker

DCM501Z

| | |
|-------------------------------|--------------|
| Brew Capacity: | |
| CXT Battery | 260 ml |
| 14.4V Battery (3.0ah) | 260 ml |
| 18V Battery (3.0ah) | 320 ml |
| 18V Battery (6.0ah) | 640 ml |
| Brew Time: | |
| 1 cup of coffee (160ml) CXT | 7 min |
| 1 cup of coffee (160ml) 14.4V | 5 min |
| 1 cup of coffee (160ml) 18V | 5 min |
| Coffee pod | 60mm |
| Net weight | 1.9 - 2.2 kg |



CXT
LITHIUM-ION



DMP180Z Body only

STANDARD EQUIPMENT: Mug, measuring spoon.

18V / 14.4V LXT CORDLESS

18V / 14.4V LXT Portable Fan

DCF301Z

| | | |
|------------------------------------|-----------------------|--------------------------------------|
| Fan Diameter | 330mm | 3-SPEED SETTINGS AUTO OSCILLATION |
| Max Air Speed (Hi/Med/Low) | 240 / 170 / 120 m/min | |
| Air Flow (Hi/Med/Low) | 21 / 15 / 10 m³/min | |
| Run time with BL1860B (Hi/Med/Low) | | |
| With Oscillation | 210/415/815 mins | |
| Without Oscillation | 215/430/850 mins | |
| Net Weight | 3.8 - 4.5kg | |

Body only machines do not come with a carry case.

DCF301Z Body Only

STANDARD EQUIPMENT: AC power adaptor.



LITHIUM-ION

18V / 14.4V LXT Portable Fan

DCF300Z

| | |
|----------------|--|
| Run time 14.4v | Hi 45 min Mid 90 min Lo 180 min |
| Run time 18V | Hi 50 min Mid 100 min Lo 200 min |
| Max. air speed | 220m/min |
| Fan diameter | 330mm |
| Net weight | 4.3-4.7kg |



LITHIUM-ION

DCF300Z Body only

STANDARD EQUIPMENT: AC power adaptor.

18V / 14.4V LXT Portable Fan

DCF203Z

| | |
|---------------------|--|
| Max Air Speed | Hi 190m/min Med 150m/min Lo 120m/min |
| Fan Diameter | 235mm |
| Air Flow H/M/L | 8.2 / 6.5 / 5.2m³/min |
| Run Time (6.0Ah) | |
| With Oscillation | (H/M/L) 410/650/1,010mins |
| Without Oscillation | (H/M/L) 430/700/1,155mins |
| Net Weight | 1.9 - 2.6kg |

3-SPEED SETTINGS



LITHIUM-ION

DCF203Z Body only

STANDARD EQUIPMENT: AC power adaptor.

18V / 14.4V LXT Portable Fan

DCF201ZW

| | |
|----------------|------------------------------|
| No load speed | Hi 1,700 rpm Lo 1,200 rpm |
| Run time 14.4v | Hi 90 / Lo 180 min |
| Run time 18V | Hi 100 / Lo 200 min |
| Max air speed | 120m/min |
| Fan diameter | 250mm |
| Net weight | 2.5-2.9kg |



LITHIUM-ION

DCF201ZW Body only

STANDARD EQUIPMENT: AC power adaptor.

18V / 14.4V LXT Portable Fan

DCF102Z

| | |
|----------------------|------------------------------|
| Max Air Speed (Hi) | 180m/min |
| Max Air Speed (Med) | 150m/min |
| Max Air Speed (Lo) | 120m/min |
| Fan Diameter | 180mm |
| Air Flow (Hi/Med/Lo) | 4.6/3.8/3.0m³/min |
| Run Time (6.0Ah) | |
| Without Oscillation | Hi:575, Med:705, Lo:1270mins |
| With Oscillation | Hi:560, Med:685, Lo:1210mins |
| Net Weight | 1.3-2.0kg |

3-SPEED SETTINGS
AUTO OSCILLATION



LITHIUM-ION

DCF102Z Body only

Body only machines and products do not come with batteries or chargers.

TWIN 18V (36V) / 18V LXT CORDLESS

18V LXT Blower

DUB185

| | |
|--------------------|----------------|
| No Load Speed | 0 – 18,000 rpm |
| Max Air Volume | 3.2 m³/min |
| Max Air Velocity | 98 m/s |
| Max Sealed Suction | 5.8 kPa |
| Net Weight | 1.6-2.1kg |



LITHIUM-ION

DUB185RT 1 x 5.0Ah Li-ion

DUB185Z Body only

STANDARD EQUIPMENT: Fast Charger, battery cartridge, Nozzle.

18V LXT Blower

DUB186

| | |
|------------------|---------------|
| Max Air Volume | 3.2m³/min |
| Max Air Velocity | 68 m/sec |
| No Load Speed | 0 – 18,000rpm |
| Net Weight | 1.6-2.1kg |



LITHIUM-ION

DUB186RT 1 x 5.0Ah Li-ion

DUB186Z Body only

STANDARD EQUIPMENT: Fast charger, battery cartridge, garden nozzle.

Twin 18V (36V) Brushless L Class Dust Extractor

DVC155LZX2
DVC865LZX3

| | | |
|---------------------|--|---|
| Machine Type | Wet and Dry | Class L – Removes 99.0% of dust with Limit Value for occupational exposure > 1.0 mg/m³. |
| Tank Capacity (Dry) | DVC155L: 15L DVC865L: 8L | |
| Wet Capacity | DVC155L: 12L DVC865L: 6L | |
| Max Air Flow | 2.1 m³/min | |
| Max Sealed Suction | 11kPa | |
| Suction Power | 105W | |
| Net Weight | DVC155L: 7.2 - 7.9 kg DVC865L: 7.0 - 7.7 kg | |

195432-5: Poly bag 10 pack



BL MOTOR

LITHIUM-ION

18v + 18v → 36v

DVC155LZX2 Body only

DVC865LZX3 Body only

STANDARD EQUIPMENT: Poly bag set, 1.7m x 32mm hose, aluminium telescopic pipe, bending pipe, F/C switching nozzle, crevice nozzle, Tool box.

Twin 18V (36V) Brushless L Class Dust Extractor

DVC156LZX1
DVC866LZX1

| | | |
|---------------------|--|---|
| Machine Type | Dry only | Class L – Removes 99.0% of dust with Limit Value for occupational exposure > 1.0 mg/m³. |
| Tank Capacity (Dry) | DVC156L: 15L DVC866L: 8L | |
| Max Air Flow | 2.1 m³/min | |
| Max Sealed Suction | 11kPa | |
| Suction Power | 105W | |
| Net Weight | DVC156L: 7.3 - 7.9 kg DVC866L: 7.0 - 7.7 kg | |

195432-5: Poly bag 10 pack



BL MOTOR

LITHIUM-ION

18v + 18v → 36v

DVC156LZX1 Body only

DVC866LZX1 Body only

STANDARD EQUIPMENT: Poly bag set, 1.7m x 32mm hose, aluminium telescopic pipe, bending pipe, floor nozzle, crevice nozzle, Tool box.

Body only machines and products do not come with batteries or chargers.

TWIN 18V (36V) LXT CORDLESS

Twin 18V (36V) Brushless L Class Dust Extractor

DVC157LZX3
DVC867LZX4

| | | |
|---------------------|--|---|
| Machine Type | Airborne particles | Class L – Removes 99.0% of dust with Limit Value for occupational exposure > 1.0 mg/m³. |
| Tank Capacity (Dry) | DVC157L: 15L DVC867L: 8L | |
| Max Air Flow | 2.4 m³/min | |
| Max Sealed Suction | 11kPa | |
| Suction Power | 110W | |
| Net Weight | DVC157L: 8.0 - 8.6 kg DVC867L: 7.7 - 8.4 kg | |

195432-5: Poly bag 10 pack



AWS: Auto-start Wireless

System connects to power tools with Bluetooth



DVC157LZX3 Body only

DVC867LZX4 Body only

STANDARD EQUIPMENT: Powder filter, Damper, Pre-filter, 2.5m x 38mm hose, 3.5m x 28mm hose, straight pipe, bending pipe, stopper, floor nozzle, crevice nozzle, Tool box, Poly bag set, front cuffs 22/24, wireless unit.

BL MOTOR
LITHIUM-ION

18v + 18v → 36v

Twin 18V (36V) Cordless or Coded L Class Dust Extractor

DVC151LZ

| | | |
|-------------------------|--------------|---|
| Input Wattage | 1,050W | Class L – Removes 99.0% of dust with Limit Value for occupational exposure > 1.0 mg/m³. |
| Tank Capacity | 15L | |
| Power Cord | 5.0m | |
| Net Weight | 9.6 – 10.3kg | |
| Suction Power (DC) | 70W | |
| Suction Power (AC) | 320W | |
| Max Sealed Suction (DC) | 9 kPa | |
| Max Sealed Suction (AC) | 24 kPa | |
| Max Air Flow (DC) | 2.1 m³/min | |
| Max Air Flow (AC) | 3.6 m³/min | |

195432-5: Poly bag 10 pack



DVC151LZ/1 Body only

DVC151LZ/2 Body only

STANDARD EQUIPMENT: Floor nozzle, 2.5m x 38mm hose, 3.5m x 28mm hose, dust bag, straight pipe, bent pipe, crevice nozzle, tool box, front cuffs.

LITHIUM-ION

18v + 18v → 36v

Twin 18V (36V) Cordless or Coded L Class Dust Extractor

DVC861LZ

| | | | |
|-------------------------|----------------------|---|------------|
| Power Unit | AC/DC | Max Air Flow (DC) | 2.1 m³/min |
| Battery Voltage | 36V (2x18V) | Max Air Flow (AC) | 3.6 m³/min |
| Input Wattage | 1,050W | | |
| Tank Capacity | 8 litres | Class L – Removes 99.0% of dust with Limit Value for occupational exposure > 1.0 mg/m³. | |
| Power Cord | 5.0m | | |
| Net weight | 9.3-9.9kg | | |
| Battery run time | 30-65 mins x2 BL1850 | | |
| Suction Power (DC) | 70 – 25W | Suitable for processes involving mica, china clay, gypsum. | |
| Suction Power on (AC) | 320W | | |
| Max Sealed Suction (DC) | 9 kPa | | |
| Max Sealed Suction (AC) | 24 kPa | | |

195432-5: Poly bag 10 pack



DVC861LZ/1 110 volt

DVC861LZ/2 240 volt

STANDARD EQUIPMENT: Floor nozzle, 2.5m x 38mm hose, 3.5m x 28mm hose, dust bag, straight pipe, bent pipe, crevice nozzle, tool box, front cuffs.

LITHIUM-ION

18v + 18v → 36v

Body only machines and products do not come with batteries or chargers.

18V LXT CORDLESS

18V Brushless L Class Dust ExtractorDVC750LZ

| | | |
|-----------------------|-----------------------------------|---|
| Max Air Flow | High 1.6 m³/min Low 1.3 m³/min | Class L – Removes 99.0% of dust with Limit Value for occupational exposure > 1.0 mg/m³. |
| Max Sealed Suction | High 6.7kPa Low 4.2kPa | |
| Suction Power (Hi/Lo) | 50 / 25W | Suitable for processes involving mica, china clay, gypsum. |
| Wet capacity | 4.5L | |
| Dry capacity | 7.5L | |
| Run time with BL1850B | High 30 mins Low 60 mins | |
| Net Weight | 4.3 – 4.6kg | |





DVC750LZ Body only

STANDARD EQUIPMENT: Wide nozzle, crevice nozzle, 2m x 28mm hose.

18V Brushless Robotic Vacuum CleanerDRC200Z

| | |
|------------------------------|----------------|
| Max Cleaning Area (5.0Ah x2) | 500m² |
| Running Speed | max 0.3m/s |
| Settings | Random/Pattern |
| Dust Box Capacity | 2.5L |
| Net Weight | 7.8kg |
| Run Time (5.0Ah) | 200 mins |





- Random and pattern settings
- Area setting function
- Obstacle detection
- 2x dust collection modes

DRC200Z Body only

STANDARD EQUIPMENT: Wireless remote controller, 2 x AAA alkaline batteries, side brush, boundary tape (15m roll)

18V LXT Brushless Vacuum CleanerDCL282FZ

| | |
|---------------------------|--------------------------------|
| Max Air Flow | 1.5 m³/min |
| Max Sealed Suction | 8.2 kPa |
| Suction Power | Max 60W High 45W Low 15W |
| Capacity (Cloth dust bag) | 500ml |
| Capacity (Paper bag) | 330ml |
| Net Weight | 1.3-1.6kg |





DCL282FZ Body only

STANDARD EQUIPMENT: Nozzle, straight pipe, sash nozzle.

18V LXT CORDLESS

18V LXT Brushless Vacuum CleanerDCL281FZB

| | |
|--------------------|--------------------------------|
| Max Air Flow | 1.5 m³/min |
| Max Sealed Suction | 8.2 kPa |
| Suction Power | Max 60W High 45W Low 15W |
| Capacity | 750ml |
| Net Weight | 1.2-1.6kg |





DCL281FZB Body only

STANDARD EQUIPMENT: Nozzle, straight pipe, sash nozzle.

18V LXT Brushless Vacuum CleanerDCL280F

| | |
|--------------------|------------|
| Max Air Flow | 1.4 m³/min |
| Max Sealed Suction | 6.4 kPa |
| Suction Power | 45W |
| Capacity | 750ml |
| Net Weight | 1.2-1.6kg |





DCL280FZ Body only

DCL280FZW Body only

STANDARD EQUIPMENT: Nozzle, straight pipe, sash nozzle.

18V LXT Vacuum CleanerDCL182Z

| | |
|-------------------------|------------|
| Max Air Flow | 1.4 m³/min |
| Max Sealed Suction | 4.0kPa |
| Suction Power (Hi/Lo) | 30/11W |
| Capacity Cloth Dust Bag | 500ml |
| Capacity Paper Dust Bag | 330ml |
| Net Weight | 1.3kg |



DCL182Z Body only

STANDARD EQUIPMENT: Nozzle, straight pipe, sash nozzle, dust bags x4.

18V LXT CORDLESS

18V LXT Vacuum Cleaner DCL181FZW

| | |
|-----------------------|------------|
| Max Air Flow | 1.4m³/min |
| Max Sealed Suction | 4.2kPa |
| Suction Power (Hi/Lo) | 30/11W |
| Capacity | 0.65L |
| Net Weight | 1.2-1.4 kg |



LITHIUM-ION

DCL181FZW Body only
STANDARD EQUIPMENT: Nozzle, straight pipe, sash nozzle.

18V LXT Vacuum Cleaner DCL180

| | |
|--------------------|------------|
| Max air flow | 1.3 m³/min |
| Max sealed suction | 3.6 kPa |
| Capacity | 0.65 litre |
| Net weight | 1.2kg |

LITHIUM-ION

DCL180Z Body only - Blue
DCL180ZW Body only - White
DCL180ZB Body only - Black/Blue
STANDARD EQUIPMENT: Nozzle, straight pipe, sash nozzle.

18V LXT Vacuum Cleaner DVC350

| | |
|-------------------------|--------------|
| Air volume setting dial | High and Low |
| Max air velocity | 94 m/sec |
| Max Sealed Suction | 5.5 kPa |
| Max air volume | 3.4 m³/min |
| Dust Bag Capacity | 3 litres |
| Net weight | 2.2-2.4kg |

BATTERY NOT INCLUDED



LITHIUM-ION

DVC350Z Body only
STANDARD EQUIPMENT: Nozzle, hose, dust bag, shoulder strap.

TWIN 18V (36V) / 18V LXT CORDLESS

18V LXT Vacuum Cleaner DCL184Z

| | |
|--------------------------|-----------|
| Max Air Flow | 1.4m³/min |
| Max Sealed Suction | 5.4 kPa |
| Suction Power: | |
| Max | 38W |
| High | 23W |
| Normal | 5W |
| Dust Capacity: Cloth bag | 550ml |
| Dust Capacity: Paper bag | 330ml |
| Net Weight | 1.8-2.2kg |

LITHIUM-ION

DCL184Z Body only
STANDARD EQUIPMENT: Seat Nozzle, Mat Nozzle, Rubber Nozzle, Soft Brush, Blower Attachment, Dust Bag, Paper Dust Bag, Shoulder Belt.

18V Brushless Cyclone Vacuum Cleaner DCL501Z

| | |
|---|------------|
| Max Air Flow | 1.3 m³/min |
| Max Sealed Suction | 6.6 kPa |
| Suction Power (H/L) | 75/25 W |
| Run Time (5.0Ah) 29 mins (High setting) | |
| 64 mins (Low setting) | |
| Dust Capacity | 250ml |
| Net Weight | 3.1-3.4kg |



BL MOTOR
LITHIUM-ION

DCL501Z Body only
STANDARD EQUIPMENT: Nozzle, hose, cleaning brush, zoom pipe, hose hook, crevice nozzle, shoulder strap.

Twin 18V (36V) Brushless Backpack Vacuum Cleaner DVC665ZU

| | | |
|-------------------------|-------------|--|
| Max Sealed Suction | 11 kPa | AWS: Auto-start Wireless System connects to compatible power tool with Bluetooth |
| Max Air Volume | 1.8 m³/min | |
| Suction Power (H/L) | 85 / 45W | |
| Paper Dust Bag Capacity | 6.0L | |
| Cloth Dust Bag Capacity | 5.5L | |
| Net Weight | 6.1 – 6.7kg | |



191C26-2: Filter bag set

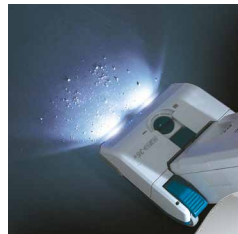

BL MOTOR AWS
LITHIUM-ION 18V + 18V → 36V

DVC665ZU Body only
STANDARD EQUIPMENT: 28mm x 1.5m hose, hose band, filter bag set, front cuffs 22,24mm, wireless unit.

TWIN 18V (36V) LXT CORDLESS

Twin 18V (36V) LXT Brushless Upright Cleaner

| | |
|---------------------------|----------------------------------|
| Max Air Flow | 1.9 m³/min |
| Max Sealed Suction | 12 kPa |
| Suction Power | Max 85W Normal 50W Low 25W |
| Run Time 2x 6.0Ah (M/N/L) | 30 / 60 / 120 mins |
| Dust Capacity | 5L |
| Net Weight | 8.3-9.0kg |



DVC560PT2 2x 5.0Ah Li-ion

DVC560Z Body only

STANDARD EQUIPMENT: Long sash nozzle, round brush, filter bag set, filter.

TWIN 18V (36V) LXT CORDLESS

Twin 18V (36V) Brushless Backpack Vacuum Cleaner

| | |
|-------------------------|--------------|
| Max Sealed Suction | 11 kPa |
| Max Air Volume | 2.2 m³/min |
| Suction Power (Max/H/L) | 95/ 50 / 25W |
| Paper Dust Bag Capacity | 6.0L |
| Cloth Dust Bag Capacity | 5.5L |
| Net Weight | 6.1 – 6.7kg |

191C26-2: Filter bag set



DVC660Z Body only

STANDARD EQUIPMENT: 32mm x 1m hose, hose band, filter bag set, flexible rubber nozzle, floor nozzle, telescopic pipe, bent pipe

Twin 18V (36V) Brushless Backpack Vacuum Cleaner

| | |
|-------------------------|------------|
| Max Sealed Suction | 11kPa |
| Max Air Volume | 2.0 m³/min |
| Suction Power (H/L) | 90/45W |
| Paper Dust Bag Capacity | 2.0L |
| Cloth Dust Bag Capacity | 1.5L |
| Net Weight | 3.9-4.5 kg |

AWS: Auto-start Wireless System
connects to compatible power
tool with Bluetooth



| |
|-----------------------------|
| 197903-8: Reusable dust bag |
|-----------------------------|

Twin 18V (36V) Brushless Backpack Vacuum Cleaner

| | |
|-------------------------|------------|
| Max Sealed Suction | 11 kPa |
| Max Air Volume | 2.3 m³/min |
| Suction Power (Max/H/L) | 105/55/30W |
| Paper Dust Bag Capacity | 2.0L |
| Cloth Dust Bag Capacity | 1.5L |
| Net Weight | 3.8-4.5 kg |

| |
|-----------------------------|
| 197903-8: Reusable dust bag |
|-----------------------------|



DVC261ZX11 Body only

STANDARD EQUIPMENT: Floor nozzle, bent pipe, telescopic pipe, 28mmx1m hose, filter bag, hose band, rubber nozzle



Body only machines and products do not come with batteries or chargers.


Body only machines and products do not come with batteries or chargers.

THE SMART WAY TO STORE TOOLS AND ACCESSORIES

The MakPac connector case system consists of a series of cases varying in height, tool boxes, cool boxes and two transport trolleys. The cases can be stacked on top of each other and locked together with the locking latches. Inlays for your tools and accessories are also available.

The interconnected cases take up less storage space and are easy to transport to and from the work site. See full range at www.makita.co.uk

Machines with a 'J' suffix are supplied with a Makpac stacking case, e.g DHP484RTJ.



MAKPAC INLAY CHART

TYPE 1 CASE: 821549-5

| | |
|----------|---|
| 837664-5 | JR100D |
| 837665-3 | JV100D |
| 837695-4 | DA331D |
| 837803-7 | 4329, 4350CT, 4350FCT, 4351FCT, JV0600 |
| 837866-3 | DF030D, DF330D, HP330D, TD090, DTW100D |
| 837869-7 | 6904VH, TW0200 |
| 837871-0 | DF010D, TD021D |
| 837872-8 | DP4700 |
| 837876-0 | 6843 |
| 837880-9 | DA3010, DA3011 |
| 837882-5 | JN1601, JS1602 |
| 838027-8 | JS1601 |
| 838030-9 | 6413, DP2010, FS2300, FS2500, FS2700, FS4300, FS6300 |
| 838038-3 | HP1631, HP1640, HP1641 |
| 838039-1 | DP4003, DP4011, HP2051, HP2071 |
| 838062-6 | DC0180 |
| 838312-9 | DF033D, DF032D, DF333D, DHP333D, HP332D, TD110D, TW140D, TW060D, TW160D, TW161D, TW141D |
| 838313-7 | JR103D, JR105D |
| 838563-4 | JV101D |
| 835674-2 | 191K01-6 |
| 839186-1 | JV102 |

TYPE 2 CASE: 821550-0


| | |
|----------|--|
| 837630-2 | JN3201, JS3201 |
| 837632-8 | DGA452, DGA450 |
| 837636-0 | DJS160, DJS161 |
| 837639-4 | DJV140, DJV142, DJV180, DJV182 |
| 837640-9 | DPT350, DPT351, BST110, DST220, DST221 |
| 837644-1 | DTL060, DTL061 |
| 837646-7 | RP0900 |
| 837651-4 | HR2300, HR2600, HR2601, HR2610, HR2630, HR2631F |
| 837660-3 | RP0910, RP1110C |
| 837662-9 | HS300D |
| 837670-0 | DTD170, DTD153, DTD154, DTD152, DTP141, DTS141, DTD134, DTD136, DTW251, DTW281, DHP483, DDF483, DTW180, DTD171, DTW181 |
| 837672-6 | GA5040, GA5041 |
| 837673-4 | TM3000C |
| 837674-2 | 3708F |
| 837675-0 | BO4900 |
| 837773-0 | TM3010C |
| 837805-3 | DFS441, DFS451, DFS452, DFS250, DFS251 |
| 837806-1 | DGD800 |
| 837809-5 | DB0140, DB0180 |
| 837868-9 | HR2811F, HR2811FT |
| 837870-2 | TW0350 |
| 837874-4 | BO5030, BO5031, BO5041 |
| 837897-2 | DJR183, DJR185 |
| 837914-8 | HR2610T, HR2630T, HR2631FT |
| 837916-4 | DDF343, DDF446, DDF448, DDF453, DDF458, DDF459, DDF484, DDF481, DDF482, DHP343, DHP446, DHP448, DHP453, DHP458, DHP459, DHP484, DHP481, DHP482, DHP485, DDF485 |
| 839128-5 | DPT353 |
| 839245-1 | HR140D, HR166D |
| 837920-3 | GA5030 |
| 838024-4 | 6906 |
| 835B51-4 | DFN350 |
| 838025-2 | 9046 |
| 838028-6 | BO3711 |
| 838029-4 | BO4555, BO4556 |
| 838040-6 | BDA340, DDA341, DDA350, DDA351 |
| 838302-2 | DJS130 |
| 838315-3 | HS301D |
| 838550-3 | DTW190 |
| 838582-0 | DST111, DST112 |
| 838612-7 | TM30D |
| 835L10-8 | DTW300 |
| 835F94-0 | TD001G |
| 835P86-9 | DBS180RTJ |
| 835U77-0 | HP002G |
| 839128-5 | DPT353 |
| 835R29-3 | TW004G |

TYPE 3 CASE: 821551-8

| | |
|----------|--------------------------------|
| 837628-9 | DCS550, DSS500, DSS501, DCS552 |
| 837631-0 | BFR540, DFR550 |
| 837634-4 | DHR202 |
| 837641-7 | DHR241 |
| 837642-5 | DSS610, DSS611 |
| 837645-9 | DTW1001, DTW1002, DTW450 |
| 837648-3 | DPJ140, DPJ180 |
| 837652-2 | 9403 |
| 837653-0 | 9404 |
| 837654-8 | BO6030 |
| 837658-0 | 9911 |
| 837659-8 | KP0800, KP0810 |
| 837660-3 | RP0910, RP1110C |
| 837661-1 | PJ7000 |
| 837671-8 | DTM40, DTM50, DTM51 |
| 837678-4 | BJN160, DJN161 |
| 837789-5 | DJV141, DJV181 |
| 837808-7 | DKP180 |
| 837877-8 | 9903, 9920 |
| 837878-6 | 1911B |
| 837879-4 | CC300D |
| 838023-6 | DBN500 |
| 838109-6 | DHR164, DHR165 |
| 838175-3 | DGA463, DGA467, DGA513, DGA517 |
| 838181-8 | DS4012 |
| 838182-6 | DHS680 |
| 838246-6 | BO6050 |
| 838269-4 | DCS551 |
| 839751-6 | DCS553 |
| 838314-5 | HS6601 |
| 838107-0 | DLX2211TJ, DLX2283TJ |
| 839387-1 | DHR171 |
| 837864-7 | DLX2221J |
| 837295-0 | DKP180 |
| 839252-4 | DGA463, DGA513, DGA467, DGA517 |
| 839752-4 | DHS660, DHS661 |
| 835A34-8 | DRV150Z, DRV250Z |
| 839458-4 | DJR188 |
| 835A29-1 | DUT130 |
| 835A30-6 | DUT130 |
| 835K85-1 | TW001G |
| 835F93-2 | DF001G |
| 838754-7 | DC18RC & 4x18V |
| 839252-4 | DGA463, DGA517 |
| 835E27-9 | DKP181 |

TYPE 4 CASE: 821552-6

| | |
|----------|------------------------|
| 837247-1 | RT0700C, DRT50 |
| 837635-2 | DHS630 |
| 837647-5 | RP1801, RP2301 |
| 837649-1 | DHR242, DHR243 |
| 837650-6 | BHR262 |
| 835A31-4 | DHR242RMJV, DHR243RMJV |
| 837657-2 | 5008MG, 5604R |
| 837861-3 | DHS710 |
| 837894-8 | 4131 |
| 838390-9 | SP6000 |
| 837988-9 | DHR263, DHR264 |
| 838108-8 | HS7601 |
| 838111-9 | SG1251 |
| 838390-9 | CA5000X |
| 837247-1 | DRT50 |
| 839523-9 | DBN600 |
| 839500-1 | HS7611 |
| 839559-8 | DHR280, DHR281 |
| 839523-9 | DBN600 |
| 839891-0 | DHR182 |
| 835D35-4 | DKH180 |
| 835B53-0 | DSL800 |
| 835K82-7 | HS004G |
| 835B26-3 | HR3001C |
| 835B25-5 | HR3012FC |
| 839500-1 | HS7611 |
| 835E79-0 | GA012 |
| 835C85-3 | DHS782, DHS783 |
| 835A31-4 | DHR243 |



18V LXT CORDLESS

18V LXT 6 Piece Kit

| | |
|--------------------|--------|
| Combi Drill | DHP453 |
| Impact Driver | DTD152 |
| Rotary Hammer | DHR202 |
| Circular Saw 165mm | DSS611 |
| Jigsaw | DJV180 |
| Torch | DML802 |
| Twin Port Charger | DC18RD |

TWIN
PORT CHARGER
X2

x3

LITHIUM-ION



DLX6068PT

DLX6068PT 3 x 5.0Ah Li-ion

STANDARD EQUIPMENT: Fast charger, battery cartridges, carry bag.

18V LXT Brushless 5 Piece Kit

| | |
|-------------------|--------|
| Combi Drill | DHP484 |
| Impact Driver | DTD153 |
| Angle Grinder | DGA456 |
| Rotary Hammer | DHR242 |
| LED Flashlight | DML186 |
| Twin Port Charger | DC18RD |

TWIN
PORT CHARGER
X2

BL
MOTOR

x3

LITHIUM-ION



DLX5042PT

DLX5042PT 3 x 5.0Ah Li-ion

STANDARD EQUIPMENT: Fast charger, battery cartridges, carry bag.

18V LXT Brushless 5 Piece Kit

| | |
|-------------------|--------|
| Combi Drill | DHP484 |
| Impact Driver | DTD153 |
| Circular Saw | DHS680 |
| Jigsaw | DJV182 |
| LED Flashlight | DML186 |
| Twin Port Charger | DC18RD |

TWIN
PORT CHARGER
X2

BL
MOTOR

x3

LITHIUM-ION



DLX5043PT

DLX5043PT 3 x 5.0Ah Li-ion

STANDARD EQUIPMENT: Fast charger, battery cartridges, carry bag.

(36V) TWIN 18V / 18V LXT CORDLESS

18V LXT 3 Piece Kit

| | |
|------------------------|--------------------------------------|
| Twin 18V Rotary Hammer | DHR264 |
| Twin 18V Circular Saw | DHS710 |
| Impact Driver | DTD152 |
| Twin port charger | DC18RD |
| Case | 2x Makpac Type 4 1x Makpac Type 3 |

18v + 18v → 36v

TWIN
PORT CHARGER
X4

See Page 3 for more information

LITHIUM-ION



DLX3049PTJ

DLX3049PTJ 4 x 5.0Ah Li-ion

STANDARD EQUIPMENT: Fast charger, battery cartridges, carry case.

18V LXT 2 Piece Kit

| | |
|-----------------------|--------|
| Twin 18V Circular Saw | DHS710 |
| Combi Drill | DHP482 |
| Twin Port Charger | DC18RD |

18v + 18v → 36v

TWIN
PORT CHARGER
X4

See Page 3 for more information

LITHIUM-ION



DLX2140PTJ

DLX2140PTJ 4 x 5.0Ah Li-ion

STANDARD EQUIPMENT: Fast charger, battery cartridges, carry case.

18V LXT 2 Piece Kit

| | |
|------------------------|--------|
| Twin 18V Rotary Hammer | DHR263 |
| Combi Drill | DHP482 |
| Twin Port Charger | DC18RD |

18v + 18v → 36v

TWIN
PORT CHARGER
X4

See Page 3 for more information

LITHIUM-ION



DLX2137PTJ

DLX2137PTJ 4 x 5.0Ah Li-ion

STANDARD EQUIPMENT: Fast charger, battery cartridges, carry case.

18V LXT CORDLESS

18V LXT Brushless 2 Piece Kit DLX2372TJ

| | |
|---------------|--------|
| Rotary Hammer | DHR242 |
| Impact Wrench | DTW300 |
| Charger | DC18RC |



LITHIUM-ION



DLX2137PTJ 2 x 5.0Ah Li-ion
STANDARD EQUIPMENT: Fast charger, battery cartridges, carry case.

18V LXT Brushless 2 Piece Kit DLX2214TJ

| | |
|---------------|--------|
| Combi drill | DHP481 |
| Impact driver | DTD170 |
| Charger | DC18RC |



LITHIUM-ION



DLX2214TJ 2 x 5.0Ah Li-ion
STANDARD EQUIPMENT: Fast charger, battery cartridges, carry case.

18V LXT Brushless 2 Piece Kit DLX2176TJ

| | |
|---------------|--------|
| Combi drill | DHP481 |
| Impact driver | DTD154 |
| Charger | DC18RC |



LITHIUM-ION



DLX2176TJ 2 x 5.0Ah Li-ion
STANDARD EQUIPMENT: Fast charger, battery cartridges, carry case.

18V LXT CORDLESS

18V LXT 2 Piece Kit DLX2145TJ

| | |
|---------------|--------|
| Combi drill | DHP458 |
| Impact driver | DTD152 |
| Charger | DC18RC |



LITHIUM-ION



DLX2145TJ 2 x 5.0Ah Li-ion
STANDARD EQUIPMENT: Fast charger, battery cartridges, carry case.

18V LXT Brushless 2 Piece Kit DLX2180TJ

| | |
|---------------|--------|
| Combi | DHP484 |
| Impact Driver | DTD153 |
| Charger | DC18RC |



LITHIUM-ION



DLX2180TJ 2 x 5.0Ah Li-ion
STANDARD EQUIPMENT: Fast charger, battery cartridges, carry case.

18V LXT 2 Piece Kit DLX2131TJ

| | |
|---------------|--------|
| Combi drill | DHP482 |
| Impact driver | DTD152 |
| Charger | DC18RC |



LITHIUM-ION



DLX2131TJ 2 x 5.0Ah Li-ion
STANDARD EQUIPMENT: Fast charger, battery cartridges, carry case.

18V LXT CORDLESS

18V LXT Brushless 2 Piece Kit

DLX2283TJ

| | |
|---------------|--------|
| Combi drill | DHP485 |
| Impact driver | DTD153 |
| Charger | DC18RC |

BL
MOTOR

x2

LITHIUM-ION



DLX2283TJ 2 x 5.0Ah Li-ion

STANDARD EQUIPMENT: Fast charger, battery cartridges, carry case.

18V LXT 2 Piece Kit

DLX2134TJ

| | |
|-------------|--------|
| Combi Drill | DHP482 |
| Jigsaw | DJV180 |
| Charger | DC18RC |

x2

LITHIUM-ION



DLX2134TJ 2 x 5.0Ah Li-ion

STANDARD EQUIPMENT: Fast charger, battery cartridges, carry case.

18V LXT 2 Piece Kit

DLX2025T

| | |
|---------------|---------|
| Rotary Hammer | DHR202Z |
| Combi Drill | DHP453Z |
| Charger | DC18RC |

x2

LITHIUM-ION



DLX2025T 2 x 5.0Ah Li-ion

STANDARD EQUIPMENT: Fast charger, battery cartridges, carry bag.

ACCESSORIES: IMPACT PREMIER SETS

Impact
PREMIER

Impact Premier is Makita's premium range of torsion bits for professional use with impact drivers.

These bits are colour coded for easy reference while working.



Impact Premier 25mm 11 Piece Set
E-03567



Impact Premier 25mm 11 Piece Set
E-03573

To see the full range of Impact Premier bits visit www.makitauk.com

12V MAX CXT CORDLESS

12V Max CXT Brushless Rotary Hammer

HR166D

| | |
|----------------------|---------------|
| Capacity in Concrete | 16mm |
| Capacity in Steel | 10mm |
| Capacity in Wood | 13mm |
| No Load Speed | 0 – 680 rpm |
| Blows per minute | 0 – 4,800 bpm |
| Shank | SDS-PLUS |
| Impact Energy | 1.1J |
| Net Weight | 1.8-2.4kg |

1.1 Joules

Body only machines do not come with a carry case.



Adapted for
SDS-PLUS bits

BL
MOTOR

CXT
LITHIUM-ION



HR166DSMJ 2 x 4.0Ah Li-ion

HR166DZ Body Only

STANDARD EQUIPMENT: Fast charger, battery cartridges, side handle, depth gauge, carry case.

12V Max CXT Rotary Hammer

HR140D

| | |
|----------------------|---------------|
| Capacity in Concrete | 14mm |
| Capacity in Steel | 10mm |
| Capacity in Wood | 13mm |
| No Load Speed | 0 – 850 rpm |
| Blows per minute | 0 – 4,900 bpm |
| Shank | SDS-PLUS |
| Impact Energy | 1.0J |
| Net Weight | 1.9-2.6kg |

1.0 Joules

Body only machines do not come with a carry case.



Adapted for
SDS-PLUS bits

CXT
LITHIUM-ION



HR140DWMJ 2 x 4.0Ah Li-ion

HR140DZ Body Only

STANDARD EQUIPMENT: Standard charger, battery cartridges, side handle, depth gauge, carry case.

12V Max CXT Brushless Combi Drill

HP332D

| | | | |
|---------------------|--------------------------------------|-----------------------|-------------|
| Chuck Capacity | 0.8mm – 10mm | Torque Settings | 20 + Drill |
| Capacity in Steel | 10mm | Max Tightening Torque | 21Nm (Soft) |
| Capacity in Wood | 28mm | | 35Nm (Hard) |
| Capacity in Masonry | 8mm | Net Weight | 1.1-1.3kg |
| No Load Speed | Low: 0-450 rpm Hi: 0-1,500 rpm | | |
| Blows per minute | Low: 0-6,750 bpm Hi: 0-22,500 bpm | | |

Body only machines do not come with a carry case.



MAX
35
Nm
REVERSE

CXT
BL
MOTOR
LITHIUM-ION



HP332DSAJ 2 x 2.0Ah Li-ion

HP332DZ Body Only

STANDARD EQUIPMENT: Fast charger, battery cartridges, carry case.

Body only machines and products do not come with batteries or chargers.

12V MAX CXT: COMPACT EXTREME TECHNOLOGY

The 12Vmax CXT range integrates superb machine power performance into the smallest possible machine profile.

The 12V CXT Lithium-Ion slide battery, similar to the market leading 18v Li-Ion battery used in the heavier LXT range, has multi-contact terminals to ensure stable contact even under extreme work vibration conditions. The slide battery fits easily into the tools and chargers and has the same high level of structural strength, as well as having in-built protection to prevent overload or over discharging.

Both 2.0Ah and 4.0Ah batteries are available for the CXT range. These slide batteries have protection overload circuitry, will operate down to -20°C and have a 4-stage LED fuel gauge indicator. The DC10SA charger has a fan cooling system that puts charging time to just 30 minutes for the 2.0Ah battery.



HR166D

12V MAX CXT CORDLESS

12V Max CXT Combi Drill

HP333D

| | | | |
|---------------------|--------------------------------------|-----------------------|--------------------------|
| Capacity in Steel | 10mm | Torque Settings | 20 + Drill |
| Capacity in Wood | 21mm | Max Tightening Torque | Soft: 14Nm Hard: 30Nm |
| Capacity in Masonry | 8mm | Net Weight | 1.1-1.2kg |
| Chuck Capacity | 0.8mm – 10mm | | |
| No Load Speed | Low: 0- 450rpm Hi: 0- 1,700rpm | | |
| Blows per Minute | Low: 0- 6,750bpm Hi: 0- 25,500bpm | | |

Body only machines do not come with a carry case.



HP333DWAE 2 x 2.0Ah Li-ion

HP333DZ Body Only

STANDARD EQUIPMENT: Standard charger, battery cartridges, screwdriver bit, carry case, belt clip.

12V Max CXT Brushless Drill Driver

DF332D

| | | | |
|-----------------------|-----------------------------------|--|--|
| Chuck Capacity | 0.8mm – 10mm | | |
| Capacity in Steel | 10mm | | |
| Capacity in Wood | 28mm | | |
| No Load Speed | Low: 0-450 rpm Hi: 0-1,500 rpm | | |
| Torque Settings | 20 + Drill | | |
| Max Tightening Torque | 21Nm (Soft) 35Nm (Hard) | | |
| Net Weight: | 1.0-1.2kg | | |

Body only machines do not come with a carry case.



DF332DSAJ 2 x 2.0Ah Li-ion

DF332DZ Body Only

STANDARD EQUIPMENT: Fast charger, battery cartridges, carry case, belt clip.

12V Max CXT Drill Driver

DF333D

| | | | |
|-----------------------|-----------------------------------|--|--|
| Capacity in Steel | 10mm | | |
| Capacity in Wood | 21mm | | |
| Chuck Capacity | 0.8mm – 10mm | | |
| No Load Speed | Low: 0- 450rpm Hi: 0- 1,700rpm | | |
| Torque Settings | 20 + Drill | | |
| Max Tightening Torque | Soft: 14Nm Hard: 30Nm | | |
| Net Weight | 1.1-1.2kg | | |

Body only machines do not come with a carry case.



DF333DWAE 2 x 2.0Ah Li-ion

DF333DZ Body Only

STANDARD EQUIPMENT: Standard charger, battery cartridges, screwdriver bit, carry case, belt clip.

Body only machines and products do not come with batteries or chargers.

12V MAX CXT CORDLESS

12V Max CXT BL Drill Driver

| | |
|-----------------------|----------------|
| Chuck Size | 1/4" Hex |
| Capacity in Steel | 10mm |
| Capacity in Wood | 28mm |
| No Load Speed | Low: 0-450rpm |
| | Hi: 0-1,500rpm |
| Torque Settings | 20 + Drill |
| Max Tightening Torque | 21Nm (Soft) |
| | 35Nm (Hard) |
| Net Weight | 0.88-1.0kg |



Body only machines do not come with a carry case.



DF032D

12V Max CXT Drill Driver

| | |
|-----------------------|-------------------|
| Capacity in Steel | 10mm |
| Capacity in Wood | 21mm |
| Chuck Size | 1/4" Hex (6.35mm) |
| No Load Speed | Low: 0- 450rpm |
| | Hi: 0- 1,700rpm |
| Torque Settings | 20 + Drill |
| Max Tightening Torque | Soft: 14Nm |
| | Hard: 30Nm |
| Net Weight | 0.9-1.1kg |



Body only machines do not come with a carry case.



DF033D

12V Max CXT Angle Drill

| | |
|-------------------|--------------|
| No Load Speed | 0 – 1,100rpm |
| Chuck Capacity | 0.8 – 10mm |
| Capacity in Steel | 10mm |
| Capacity in Wood | 12mm |
| Net Weight | 1.2-1.4kg |

KEYLESS CHUCK

Body only machines do not come with a carry case.



DA333D

DA333DWAE 2 x 2.0Ah Li-ion

DA333DZ Body Only

STANDARD EQUIPMENT: Standard charger, battery cartridges, carry case, belt clip.

Body only machines and products do not come with batteries or chargers.

12V MAX CXT CORDLESS

12V Max CXT Brushless Impact Driver

| | |
|-----------------------|---------------------|
| Driving Shank | 1/4" Hex |
| Standard Bolt | M5-M14 |
| High Strength Bolt | M5-M12 |
| Machine Screw | M4-M8 |
| Coarse Thread Screw | 22-90mm |
| No Load Speed | 0-3,000/0-1,300 rpm |
| Impacts per Minute | 0-3,900/1,600 ipm |
| Max Tightening Torque | 135Nm |
| Net Weight | 0.97-1.1kg |

ASSIST MODE



Body only machines do not come with a carry case.



TD111D

TD111DSAJ 2 x 2.0Ah Li-ion

TD111DZ Body Only

STANDARD EQUIPMENT: Fast charger, battery cartridges, carry case, screwdriver bit, belt clip.

12V Max CXT Impact Driver

| | |
|-----------------------|---------------|
| Chuck Size | 1/4" Hex |
| Standard Bolt | M5 – M12 |
| High Tensile Bolt | M5 – M10 |
| Coarse Thread Screw | 22-90mm |
| No Load Speed | 0 – 2,600 rpm |
| Impacts per Minute | 0 – 3,500 ipm |
| Max Tightening Torque | 110 Nm |
| Machine Screw | M4 – M8 |
| Net Weight | 1.0-1.2kg |



Body only machines do not come with a carry case.



TD110D

TD110DWAE 2 x 2.0Ah Li-ion

TD110DZ Body Only

STANDARD EQUIPMENT: Standard charger, battery cartridges, screwdriver bit, carry case, belt clip.

12V Max CXT Angle Impact Driver

| | |
|----------------------|---------------|
| No Load Speed | 0 – 2,000 rpm |
| Impacts per Minute | 0 – 3,000 ipm |
| Max Fastening Torque | 60 Nm |
| Driving Shank | 1/4" Hex |
| Machine Screw | M4 – M8 |
| Standard Bolt | M4 – M12 |
| High Tensile Bolt | M4 – M8 |
| Coarse Thread Screw | 22 – 75mm |
| Net Weight | 1.2-1.6kg |

Body only machines do not come with a carry case.



TL064D

TL064DWAE 2 x 2.0Ah Li-ion

TL064DZ Body Only

STANDARD EQUIPMENT: Standard charger, battery cartridges, phillips bit, belt clip, carry case.

Body only machines and products do not come with batteries or chargers.

12V MAX CXT CORDLESS

12V Max CXT Brushless Impact Wrench TW161D

| | |
|----------------------|-----------------------|
| Driving Shank | 1/2" Square |
| Standard Bolt | M8-M16 |
| High Strength Bolt | M6-M12 |
| Impacts per min | 0-3,600 / 0-2,000 ipm |
| No Load Speed | 0-2,400 / 0-1,300 rpm |
| Max Fastening Torque | 165Nm |
| Nut Busting Torque | 290Nm |
| Net Weight | 1.0-1.2kg |



Body only machines do not come with a carry case.



TW161DSAJ 2 x 2.0Ah Li-ion
TW161DZ Body Only
STANDARD EQUIPMENT: Fast charger, battery cartridges, carry case, belt clip.

12V Max CXT Brushless Impact Wrench TW160D

| | |
|----------------------|--------------------|
| Driving Shank | 3/8" Square |
| Standard Bolt | M8-M16 |
| High Strength Bolt | M6-M12 |
| Impacts per Min | 0-3,600/0-2,000ipm |
| No Load Speed | 0-2,400/0-1,300rpm |
| Max Fastening Torque | 160Nm |
| Nut Busting Torque | 290Nm |
| Net Weight | 1.0-1.2kg |



Body only machines do not come with a carry case.



TW160DSAJ 2 x 2.0Ah Li-ion
TW160DZ Body Only
STANDARD EQUIPMENT: Fast charger, battery cartridges, carry case, belt clip.

12V Max CXT Impact Wrench TW060D

| | |
|----------------------|------------|
| Driving Shank | 1/4 Square |
| Standard Bolt | M8-M12 |
| High Strength Bolt | M6-M10 |
| Impacts per Minute | 0-3,200ipm |
| No Load Speed | 0-2,600rpm |
| Max Fastening Torque | 60Nm |
| Nut Busting Torque | 120Nm |
| Net Weight | 1.0-1.2kg |



Body only machines do not come with a carry case.



TW060DWAE 2 x 2.0Ah Li-ion
TW060DZ Body Only
STANDARD EQUIPMENT: Standard charger, battery cartridges, carry case, belt clip.

Body only machines and products do not come with batteries or chargers.

12V MAX CXT CORDLESS

12V Max CXT Impact Wrench TW141D

| | |
|----------------------|-------------|
| Driving Shank | 1/2" Square |
| Standard Bolt | M8-M16 |
| High Strength Bolt | M6-M12 |
| Impacts per Minute | 0-3,200ipm |
| No Load Speed | 0-2,600rpm |
| Max Fastening Torque | 145Nm |
| Nut Busting Torque | 270Nm |
| Net Weight | 1.1-1.2kg |



Body only machines do not come with a carry case.



TW141DWAE 2 x 2.0Ah Li-ion
TW141DZ Body Only
STANDARD EQUIPMENT: Standard charger, battery cartridges, carry case, belt clip.

12V Max CXT Impact Wrench TW140D

| | |
|----------------------|--------------|
| Driving shank | 3/8" Square |
| Standard bolt | M8-M16 |
| High strength bolt | M6-M12 |
| Impacts per minute | 0-3,200ipm |
| No load speed | 0 – 2,600rpm |
| Max fastening torque | 140Nm |
| Nut busting torque | 270Nm |
| Net weight | 1.0-1.2kg |



Body only machines do not come with a carry case.



TW140DWAE 2 x 2.0Ah Li-ion
TW140DZ Body Only
STANDARD EQUIPMENT: Standard charger, battery cartridges, belt clip, carry case.

12V Max CXT Angle Impact Wrench TL065DZ

| | |
|----------------------|-------------------|
| No Load Speed | 0 – 2,000 rpm |
| Impacts per Minute | 0 – 3,000 ipm |
| Max Fastening Torque | 60 Nm |
| Driving Shank | 3/8" Square Drive |
| Standard Bolt | M4 – M12 |
| High Tensile Bolt | M4 – M8 |
| Net Weight | 1.2-1.6kg |

Body only machines do not come with a carry case.



TL065DZ Body only
STANDARD EQUIPMENT: Belt clip

Body only machines and products do not come with batteries or chargers.

12V MAX CXT CORDLESS

12V Max CXT Ratchet Wrench

WR100DZ

| | |
|-----------------------|-------------|
| No Load Speed | 0-800rpm |
| Flats Width | 13mm |
| Driving Shank | 3/8" Square |
| | 1/4" Square |
| Max. Fastening Torque | 47.5Nm |
| Standard Bolt | M5-M12 |
| High Strength Bolt | M5-M10 |
| Net Weight | 1.0-1.2kg |

Body only machines do not come with a carry case.



WR100DZ Body Only
STANDARD EQUIPMENT: Socket adapter, tool bag

12V Max CXT Reciprocating Saw

JR103D
JR105D

| | |
|--------------------|--------------------|
| Capacity in Wood | 50mm |
| Capacity in Pipe | 50mmØ |
| Length of Stroke | 13mm |
| Strokes per Minute | 0 – 3,300 spm |
| Blade Clamp | JR103D: Tool-less |
| | JR105D: Screw-down |
| Net Weight | JR103: 1.3-1.5 |
| | JR105: 1.3-1.5kg |

**JR105D: JIGSAW
BLADE COMPATIBLE**

Body only machines do not come with a carry case.



JR103DWAE 2 x 2.0Ah Li-ion
JR103DZ Body Only
JR105DWAE 2 x 2.0Ah Li-ion
JR105DZ Body Only
STANDARD EQUIPMENT: Standard charger, battery cartridges, hex wrench, 2x recip blades, carry case.

12V Max CXT Brushless Jigsaw

JV103D

| | |
|------------------------|------------------|
| Capacity in Wood | 90mm |
| Capacity in Aluminium | 20mm |
| Capacity in Mild Steel | 10mm |
| No Load Speed | 800 - 3,000 spm |
| Stroke Length | 23mm |
| Shank Type | B-type (bayonet) |
| Net Weight | 1.9-2.0kg |

Body only machines do not come with a carry case.



JV103DSAJ 2 x 2.0Ah Li-ion
JV103DZ Body Only
STANDARD EQUIPMENT: Fast charger, battery cartridges, jigsaw blade, hex wrench, carry case

Body only machines and products do not come with batteries or chargers.

12V MAX CXT CORDLESS

12V Max CXT Brushless Jigsaw

JV102D

| | |
|------------------------|------------------|
| Capacity in Wood | 90mm |
| Capacity in Aluminium | 20mm |
| Capacity in Mild Steel | 10mm |
| No Load Speed | 800 - 3,000 spm |
| Stroke Length | 23mm |
| Shank Type | B-type (bayonet) |
| Net Weight | 1.8-1.9kg |

Body only machines do not come with a carry case.



JV102DSAJ 2 x 2.0Ah Li-ion
JV102DZ Body Only
STANDARD EQUIPMENT: Fast charger, battery cartridges, jigsaw blade, hex wrench, carry case

12V Max CXT Jigsaw

JV101D

| | |
|----------------------|---------------|
| No Load Speed | 0 – 2,900 spm |
| Stroke Length | 18mm |
| Shank Type | B-type |
| Capacity: Wood | 65mm |
| Capacity: Aluminium | 4mm |
| Capacity: Mild Steel | 2mm |
| Net Weight | 1.8-1.9kg |

Body only machines do not come with a carry case.



JV101DWAE 2 x 2.0Ah Li-ion
JV101DZ Body Only
STANDARD EQUIPMENT: Standard charger, battery cartridges, carry case.

12V Max CXT Multi Tool

TM30D

| | |
|---------------------|------------------|
| Shank | OIS |
| Oscillation angle | 3.2° |
| Oscillation per min | 6,000-20,000 opm |
| Net Weight | 1.1-1.3kg |

ANTI-RESTART

Body only machines do not come with a carry case.



TM30DWAE 2 x 2.0Ah Li-ion
TM30DZ Body Only
STANDARD EQUIPMENT: Standard charger, battery cartridges, hex wrench, carry case.

Body only machines and products do not come with batteries or chargers.

12V MAX CXT CORDLESS

12V Max CXT Drywall Cutter SD100DZ

| | |
|---------------------|------------------|
| Strokes per Minute | 0 – 6,000 spm |
| Length of Stroke | 6mm |
| Capacity in Drywall | 30mm |
| Capacity in Wood | 15mm |
| Blade for Drywall | 55 x 18 x 0.55mm |
| Blade for Wood | 53 x 18 x 0.55mm |
| Weight | 1.4-1.6kg |

SUITABLE FOR OVER-HEAD APPLICATIONS

Body only machines do not come with a carry case.



SD100DZ Body Only
STANDARD EQUIPMENT: Blade, blade cover, base cover, hex wrench.

12V Max CXT Brushless Sander/Polisher PV301D

| | |
|---------------------------|--|
| Pad/Disc Diameter | 50mm (Twist-on/off type) 80mm (Hook & Loop) |
| Backing Pad Diameter | 46mm (Twist-on/off type) 75mm (Hook & Loop) |
| No Load Speed (Polishing) | 0 – 2,800 rpm |
| No Load Speed (Sanding) | 0 – 9,500 rpm |
| Net Weight | 1.1 – 1.2kg |

ANTI-RESTART FUNCTION
Body only machines do not come with a carry case.



PV301DSAE 2 x 2.0Ah Li-ion
PV301DZ Body body
STANDARD EQUIPMENT: Fast charger, battery cartridges, side grip, pad, adapter, wool pad, sponge pad, tool bag.

12V Max CXT Pin Nailer PT354DZ

| | |
|-------------------|----------------------|
| Nail Length | 15, 18, 25, 30, 35mm |
| Nail Gauge | 23Ga (0.6mm) |
| Magazine Capacity | 100 pcs |
| Net Weight | 1.8-2.0kg |

Body only machines do not come with a carry case.



PT354DZ Body Only
STANDARD EQUIPMENT: Nose adaptor x2, belt clip, hex wrench.

12V MAX CXT CORDLESS

12V Max CXT Stapler ST113DZ

| | |
|-------------------|--------------|
| Staple width | 10mm |
| Staple length | 7, 10mm |
| Staple gauge | 0.5 x 0.7 mm |
| Magazine capacity | 150 pcs |
| Net weight | 1.3-1.5kg |

Body only machines do not come with a carry case.



ST113DZ Body Only
STANDARD EQUIPMENT: Belt clip.

12V Max CXT Multi Cutter CP100D

| | |
|------------------|-------------|
| No Load Speed | 300 rpm |
| Cutting Capacity | 6mm |
| Net Weight | 0.72-0.88kg |

SUITABLE FOR CUTTING SOFT/ FLEXIBLE MATERIALS

Body only machines do not come with a carry case.



CP100DSM 1 x 4.0Ah Li-ion
CP100DZ Body Only
STANDARD EQUIPMENT: Fast charger, battery cartridge, tool bag.

12V Max CXT Circular Saw HS301D

Recommended Blade: B-09204

Body only machines do not come with a carry case.

| | |
|------------------------|-----------|
| Cutting Capacity @ 0° | 25.5mm |
| Cutting Capacity @ 45° | 16.5mm |
| Bevel Capacity | 0 - 45° |
| Blade Diameter | 85mm |
| Bore Size | 15mm |
| No Load Speed | 1,500 rpm |
| Net Weight | 1.6-1.7kg |



HS301DWAE 2 x 2.0Ah Li-ion
HS301DZ Body Only
STANDARD EQUIPMENT: Standard charger, battery cartridges, TCT saw blade, hex wrench, dust nozzle, carry case.

12V Max CXT Tile Cutter CC301D

| | |
|-----------------|-----------|
| Blade Diameter | 85mm |
| Bore Diameter | 15mm |
| Capacity at 0° | 25.5mm |
| Capacity at 45° | 16.5mm |
| No Load Speed | 1,600rpm |
| Tank Capacity | 500ml |
| Net Weight | 1.8-1.9kg |

Body only machines do not come with a carry case.



CC301DWAE 2 x 2.0Ah Li-ion
CC301DZ Body Only
STANDARD EQUIPMENT: Standard charger, battery cartridges.

12V MAX CXT CORDLESS

12V Max CXT BL Threaded Rod Cutter

SC103DSAJ

| | |
|-----------------------------|-------------------|
| Capacity in Mild Steel | W3/8, M10, M8, M6 |
| Capacity in Stainless Steel | W3/8, M8, M6 |
| Min. Cutting Length | 20mm |
| Work amount with BL1041B: | |
| W3/8 (Mild Steel) | 700pcs |
| W3/8 (Stainless) | 550pcs |
| M10 (Mild Steel) | 550pcs |
| Net Weight | 2.7 – 2.8kg |



SC103DSAJ 2 x 2.0Ah Li-ion

STANDARD EQUIPMENT: Cutter blade, hex socket head bolt, blade cover, depth gauge, thumb screw, hex wrench, battery cartridges, fast charger, carry case

12V Max CXT Red Multi Line Laser

SK700DZ

| | | | |
|---------------------------------|--|-----------------------|------------------------------|
| Laser Colour | Red | Line Width | 2.0 mm at 5 m |
| Beam Direction / fan angle | 2x Vertical 360° 1x Horizontal 360° | Operating Time | 22 hrs (approx) with BL1041B |
| Range /Diameter | 25 / 50m | Operating Temperature | -10 °C to 50 °C |
| Range /Diameter (with receiver) | 70 / 140m | Storage Temperature | -25 °C to 70 °C |
| Accuracy | ± 2 mm/ 10 m | Tripod Thread | 1/4" |
| Self levelling range | ± 4° | Net Weight | 0.99-1.2kg |
| Light Output Power | < 2.0 mW | | |
| Wavelength | 630 – 645 nm | | |
| Safety Class | Class 2 | | |



SK700DZ Body only

STANDARD EQUIPMENT: Target Plate, Adapter, Soft Bag

12V Max CXT Green Multi Line Laser

SK700GDZ

| | | | |
|---------------------------------|--|-----------------------|------------------------------|
| Laser Colour | Green | Line Width | 2.0 mm at 5 m |
| Beam Direction / fan angle | 2x Vertical 360° 1x Horizontal 360° | Operating Time | 14 hrs (approx) with BL1041B |
| Range /Diameter | 35 / 70m | Operating Temperature | -10 °C to 50 °C |
| Range /Diameter (with receiver) | 70 / 140m | Storage Temperature | -25 °C to 70 °C |
| Accuracy | ± 2 mm/ 10 m | Tripod Thread | 1/4" |
| Self levelling range | ± 4° | Net Weight | 0.99-1.2kg |
| Light Output Power | < 2.0 mW | | |
| Wavelength | 510 – 530 nm | | |
| Safety Class | Class 2 | | |



SK700GDZ Body only

STANDARD EQUIPMENT: Target Plate, Adapter, Soft Bag

Body only machines and products do not come with batteries or chargers.

12V MAX CXT CORDLESS

12V Max CXT Caulking Gun

CG100D

| | |
|---------------------------|---------------|
| Max Push Force | 5,000N |
| No Load Speed | 0 – 28 mm/sec |
| Net Weight (300ml holder) | 1.9-2.1kg |

SUPPLIED WITH 300ml HOLDER
ANTI DRIP FUNCTION

Body only machines do not come with a carry case.



CG100DWAE 2 x 2.0Ah Li-ion

CG100DZA Body Only

STANDARD EQUIPMENT: Standard charger, battery cartridges, 300ml holder, carry case.

12V Max CXT Cross Line Laser

SK105DZ
SK105GDZ

| | | | |
|-----------------------------------|-----------------------------------|-------------------------------|---|
| Laser Colour | SK105DZ: Red SK105GDZ: Green | Laser type | SK105DZ: 635 ± 5 nm, Class 2 SK105GDZ: 525 ± 5 nm, Class 2 |
| Beam direction/fan angle | Vertical >160° / Horizontal >180° | Laser line width at 5m | < 2 mm |
| Range | SK105DZ: 25m SK105GDZ: 35m | Operating time 2 beam (4.0Ah) | SK105DZ: 40hrs SK105GDZ: 20hrs |
| Range with receiver | 80m | Operating temperature | -10 to +50°C |
| Levelling accuracy | ±0.3 mm/m = ±3.0 mm @ 10m | Storage temperature | -25 to +70°C |
| Horizontal/Vertical line accuracy | ±0.3 mm/m | Tripod thread | 1/4" |
| Self-levelling range | ± 4° | Net Weight | 0.67kg-0.84kg |
| Self-levelling time | < 3s | | |



SK105DZ Body only

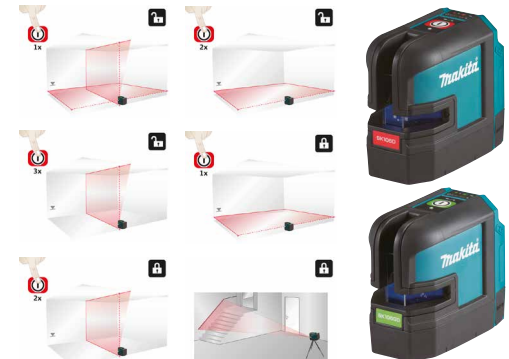
SK105GDZ Body only

STANDARD EQUIPMENT: User manual CD, quick reference guide, safety instructions, laser target plate, L-adapter, (magnetic) carry pouch.

12V Max CXT 4 Point Cross Line Laser

SK106DZ
SK106GDZ

| | | | |
|-----------------------------------|-----------------------------------|---|---|
| Laser Colour | SK106DZ: Red SK106GDZ: Green | Laser type | SK106DZ: 635 ± 5 nm, Class 2 SK106GDZ: 525 ± 5 nm, Class 2 |
| Beam direction/fan angle | Vertical >170° / Horizontal >180° | Laser line width at 5m | < 2 mm |
| Range | SK106DZ: 25m SK106GDZ: 35m | Operating time 2 beam + 4 point (4.0Ah) | SK106DZ: 40hrs SK106GDZ: 20hrs |
| Range with receiver | 80m | Operating temperature | -10 to +50°C |
| Levelling accuracy | ±0.3 mm/m = ±3.0 mm @ 10m | Storage temperature | -25 to +70°C |
| Horizontal/Vertical line accuracy | ±0.3 mm/m ±0.2 mm/m | Tripod thread | 1/4" |
| Point accuracy | ±0.2 mm/m | Net Weight | 0.69 kg-0.85kg |
| Self-levelling range | ± 4° | | |
| Self-levelling time | < 3s | | |



SK106DZ Body only

SK106GDZ Body only

STANDARD EQUIPMENT: User manual CD, quick reference guide, safety instructions, laser target plate, L-adapter, (magnetic) carry pouch.

Body only machines and products do not come with batteries or chargers.

12V MAX CXT CORDLESS

12V Max CXT Portable Fan

CF101DZ

| | |
|-------------------------------------|--------------------|
| Max Air Speed (Hi) | 180 m/min |
| Max Air Speed (Med) | 150 m/min |
| Max Air Speed (Lo) | 120 m/min |
| Fan Diameter | 180mm |
| Air Flow (H/M/L) | 4.6/3.8/3.0 m³/min |
| Run Time (4.0Ah)Without Oscillation | |
| Hi: 275, Med: 380, Lo: 630 mins | |
| Run Time (4.0Ah)With Oscillation | |
| Hi: 265, Med: 365, Lo: 585 mins | |
| Net Weight | 1.3-1.7kg |

3 SPEED SETTINGS
AUTOMATIC OSCILLATION

Body only machines do not come with a carry case.



CF101DZ Body Only

12V Max CXT Blower

UB100DZ

| | |
|--------------------|-------------|
| No Load Speed | 0-15,800rpm |
| Max Air Volume | 2.6 m³/min |
| Max Air Velocity | 75 m/sec |
| Max Sealed Suction | 4.0 kPa |
| Net Weight | 1.4-1.9kg |

Body only machines do not come with a carry case.



UB100DZ Body Only


STANDARD EQUIPMENT: Nozzle assembly.

12V Max CXT Vacuum Cleaner

CL106FD

| | |
|--------------------|------------|
| Max Air Flow | 1.3 m³/min |
| Max Sealed Suction | 3.1 kPa |
| Suction Power | 19W |
| Dust Capacity | 0.6L |
| Net Weight | 1.0-1.1kg |
| Run Time (2.0Ah) | 21 mins |
| Run Time (4.0Ah) | 42 mins |

Body only machines do not come with a carry case.



CL106FDZW Body Only (White)

CL106FDZ Body Only

STANDARD EQUIPMENT: T-Nozzle, extension pipe, sash nozzle.

12V Max CXT Vacuum Cleaner

CL121D

| | |
|--------------------------|------------|
| Max Air Flow | 1.3 m³/min |
| Max Sealed Suction | 4.6 kPa |
| Suction Power: | |
| Max | 28W |
| High | 19W |
| Normal | 5W |
| Dust Capacity: Cloth bag | 500ml |
| Dust Capacity: Paper bag | 330ml |
| Net Weight | 1.7-1.8kg |

Body only machines do not come with a carry case.



CL121DWA 1 x 2.0Ah Li-ion

CL121DZ Body Only

STANDARD EQUIPMENT: Battery cartridge, charger, seat nozzle, mat nozzle, rubber nozzle, soft brush, blower attachment, dust bag, paper bag, shoulder belt.

12V Max CXT Vacuum Cleaner

CL108FDZ

| | |
|-----------------------------|------------|
| Max Air Flow | 1.2 m³/min |
| Max Sealed Suction | 4.4 kPa |
| Suction Power (Max/Hi/Norm) | 30/20/5W |
| Dust Capacity | 0.6L |
| Net Weight | 1.0-1.2kg |

Body only machines do not come with a carry case.



CL108FDZ Body Only

STANDARD EQUIPMENT: T-Nozzle, extension pipe, sash nozzle.

12V MAX CXT CORDLESS

12V Max CXT 2 Piece Kit

CLX228AJ

| | |
|--------------------|---------|
| Combi Drill | HP333D |
| Impact Driver | TD110D |
| Charger | DC10WD |
| Batteries x 2 | BL1021B |
| Makpac type 1 case | |



CLX228AJ 2 x 2.0Ah Li-ion

STANDARD EQUIPMENT: Standard charger, battery cartridges, carry case.

12V Max CXT 2 Piece Kit

CLX224AJ

| | |
|--------------------|---------|
| Drill Driver | DF333D |
| Impact Driver | TD110D |
| Charger | DC10WD |
| Batteries x 2 | BL1021B |
| Makpac type 1 case | |



CLX224AJ 2 x 2.0Ah Li-ion

STANDARD EQUIPMENT: Standard charger, battery cartridges, carry case.

12V Max CXT 2 Piece Brushless Kit

CLX205AJ

| | |
|--------------------|---------|
| Combi Drill | HP332D |
| Impact Driver | TD111D |
| Charger | DC10WD |
| Batteries x 2 | BL1021B |
| Makpac case Type 1 | |



CLX205AJ 2 x 2.0Ah Li-ion

STANDARD EQUIPMENT: Standard charger, battery cartridges, carry case.

7.2V / 3.6V CORDLESS

7.2V Pencil Impact Driver TD022DSE

| | |
|------------------------|-----------------|
| No Load Speed | 0 – 2,450 rpm |
| Impacts per Minute | 0 – 3,000 ipm |
| Driving Shank | ¼" Hex (6.35mm) |
| Max Tightening Torque | 25 Nm |
| Machine Screw | M3 – M8 |
| Standard Bolt | M3 – M8 |
| High Strength Bolt | M3 – M6 |
| Coarse Thread (Length) | 22 – 45mm |
| Net Weight | 0.56kg |



LITHIUM-ION

TD022DSE 2 x 1.5Ah Li-ion
STANDARD EQUIPMENT: Charger, battery cartridges, holster, phillips bit, carry case.

7.2V Pencil Drill Driver DF012DSE

| | |
|----------------------------|-----------------|
| Driving Shank | ¼" Hex (6.35mm) |
| No Load Speed (Hi/Lo) | 650 / 200rpm |
| Capacity in Steel | 5mm |
| Capacity in Wood | 6mm |
| Torque Settings | 21 + Drill |
| Max Fastening Torque (S/H) | 3.6/5.6Nm |
| Net Weight | 0.53kg |



AUTO-STOP SYSTEM



LITHIUM-ION

DF012DSE 2 x 1.5Ah Li-ion
STANDARD EQUIPMENT: Charger, battery cartridges, phillips bit, carry case.

3.6V Pencil Screwdriver DF001DW

| | |
|-----------------------|----------------|
| Li-ion battery | Built-in |
| Max. fastening torque | 4 Nm |
| Charging | Micro USB port |
| No load speed | 220 rpm |
| Driving shank | ¼" Hex |
| Wood screw | Ø3.8mm x 32mm |
| Overall length | 287mm |
| Net weight | 0.36kg |
| Charge time | Min. 3 Hours |



LITHIUM-ION

DF001DW Built-in battery
STANDARD EQUIPMENT: Charger micro USB, carry case, bit set.

CORDLESS HEATED JACKETS

14.4V / 18V LXT Heated Jacket DCV202Z

| | |
|-------------------------|----------------------------|
| Size | S / M / L / XL / 2XL / 3XL |
| Heat Zones | 4 |
| Heat Level Settings | 3 |
| Number of Pockets | 4 |
| Run time with 18V 6.0ah | |
| Low | 35 Hours |
| Medium | 20 Hours |
| High | 10 Hours |
| Net Weight | 0.5kg |

LITHIUM-ION



DCV202ZS Small
DCV202ZM Medium
DCV202ZL Large
DCV202ZXL Extra Large
DCV202Z2XL 2x Extra Large
DCV202Z3XL 3x Extra Large
STANDARD EQUIPMENT: Battery holder.

18V / 14.4V LXT Heated Jacket DCJ206Z

| | |
|-----------------------------|------------------------|
| Size | M / L / XL / 2XL / 3XL |
| Heat Zones | 5 |
| Heat Level Settings | 3 |
| Number of Pockets | 6 |
| Continuous run time (6.0Ah) | |
| Low | 35 Hours |
| Medium | 14 Hours |
| High | 8.5 Hours |
| Net Weight | 1.2kg |

LITHIUM-ION



DCJ206ZM Medium
DCJ206ZL Large
DCJ206ZXL Extra Large
DCJ206Z2XL 2x Extra Large
DCJ206Z3XL 3x Extra Large
STANDARD EQUIPMENT: Battery holder.

12V Max CXT Heated Jacket CJ106DZ

| | |
|-----------------------------|------------------------|
| Size | M / L / XL / 2XL / 3XL |
| Heat Zones | 5 |
| Heat Level Settings | 3 |
| Number of Pockets | 6 |
| Continuous run time (4.0Ah) | |
| Low | 14 Hours |
| Medium | 5.5 Hours |
| High | 3.5 Hours |
| Net Weight | 1.1kg |

CXT
LITHIUM-ION



CJ106DZM Medium
CJ106DZL Large
CJ106DZXL Extra Large
CJ106DZ2XL 2x Extra Large
CJ106DZ3XL 3x Extra Large
STANDARD EQUIPMENT: Battery holder.

RADIO COMPARISON CHART

| PART NO. | CXT | LXT | XGT | G-SERIES | AM | FM | DAB/DAB+ | BLUETOOTH | BATTERY CHARGING | USB CHARGING |
|----------|-----|-----|-----|----------|----|----|----------|-----------|------------------|--------------|
| MR007G | • | • | • | | | • | • | • | | |
| DMR115 | • | • | | | | • | • | • | | |
| MR003G | • | • | • | | | • | • | | | |
| DMR110 | • | • | | | | • | • | | | |
| MR002G | • | • | • | | • | • | | • | | • |
| DMR108 | • | • | | | • | • | | • | | • |
| DMR106 | | | | • | • | • | | • | | |
| MR001G | • | • | • | | • | • | | | | |
| DMR107 | • | • | | | • | • | | | | |

DAB/DAB+ Bluetooth Job Site Radio

Frequency Range FM 87.5 – 108 MHz
Frequency Range DAB/DAB+ Band III 5A – 13F
Speakers 2x 63.5mm Ø
1 x 101.6mm Ø
Practical Output
40Vmax: 5W (x2) + 25W
18V: 5W (x2) + 25W
14.4V: 3W (x2) + 15W
12Vmax: 2W (x2) + 10W
Net Weight 5.3 - 6.3 kg

**NOT COMPATIBLE WITH
NI-CAD, NI-MH OR
G-SERIES BATTERY**

**6X SELECTABLE SOUND MODES
MY EQUALISER (MY EQ) MODE
MULTI-AMPLIFIER SYSTEM**

Bluetooth Equipped with Bluetooth class 2 to wirelessly connect your mobile device for playing music with a range up to 10m.



MR007GZ

MR007GZ

STANDARD EQUIPMENT: AC power adapter



DAB/DAB+ Bluetooth Job Site Radio

Frequency Range FM 87.5-108 MHz
Frequency Range DAB/DAB+ Band III 5A-13F
Speakers 2x 63.5mm Ø
1 x 101.6mm Ø
Practical output
12Vmax: 2W(x2) + 10W
14.4V: 3W(x2) + 15W
18V: 5W(x2) + 25W
Net Weight 4.8-5.5kg

**NOT COMPATIBLE WITH
NI-CAD, NI-MH OR
G-SERIES BATTERY**

**6X SELECTABLE SOUND MODES
MY EQUALISER (MY EQ) MODE
MULTI-AMPLIFIER SYSTEM**

Bluetooth Equipped with Bluetooth class 2 to wirelessly connect your mobile device for playing music with a range up to 10m.



DMR115



DMR115B

DMR115

DMR115B Black

STANDARD EQUIPMENT: AC power adapter



DAB/DAB+ Job Site Radio

Frequency range FM 87.5 – 108MHz
Frequency range DAB/DAB+ Band III 5A – 13F
Speaker ø89mm x 2
Practical Output 12V Max: 1.7W x2
14.4V: 3.0W x2
18V: 4.9W x2
40V Max: 4.9W x2
Net Weight 4.2 – 5.2kg

**NOT COMPATIBLE WITH
NI-CAD, NI-MH OR
G-SERIES BATTERY**



MR003GZ



MR003G

MR003GZ01

MR003GZ

MR003GZ01 Black

STANDARD EQUIPMENT: AC power adapter



DAB/DAB+ Job Site Radio

Frequency Range FM 87.5 – 108MHz
Frequency Range DAB/DAB+ Band III 5A – 13F
Speakers 2x 76mmØ (82)
Practical Output 7.2V: 0.5W x 2
10.8V: 1.2W x2
14.4V: 2.2W x2
18V : 3.5W x2
Net Weight 4.1-4.6 kg

**NOT COMPATIBLE WITH
NI-CAD, NI-MH OR
G-SERIES BATTERY**



DMR110



DMR110W

DMR110

DMR110W White

STANDARD EQUIPMENT: AC power adapter



Bluetooth Job Site Radio

Frequency range FM 87.5 – 108MHz
Frequency range AM 522 – 1,710 kHz
Speaker ø89mm x 2
Practical Output 12V Max: 1.2W x2
14.4V: 2.2W x2
18V: 3.5W x2
40V Max: 5.0W x2
Net Weight 4.3 – 5.3kg

**NOT COMPATIBLE WITH
NI-CAD, NI-MH OR
G-SERIES BATTERY**

**EQUIPPED WITH A USB
PORT SO YOU CAN CHARGE
YOUR PORTABLE DEVICES**

Bluetooth Equipped with Bluetooth class 2 to wirelessly connect your mobile device for playing music with a range up to 10m.



MR002GZ



MR002GZ01

MR002GZ

MR002GZ01 White

STANDARD EQUIPMENT: AC power adapter



JOB SITE RADIOS

Bluetooth Job Site Radio

Frequency range FM 87.5 - 108 MHz
Frequency range AM 522 - 1,710 kHz
Speaker Ø89mm x2
Practical Output 7.2V 0.5w x2
Practical Output 18V 3.5w x2
Net Weight 4.3-4.9kg

**NOT COMPATIBLE WITH
NI-CAD, NI-MH OR
G-SERIES BATTERY**

**EQUIPPED WITH A USB
PORT SO YOU CAN CHARGE
YOUR PORTABLE DEVICES**



Equipped with Bluetooth class 2 to wirelessly connect your mobile device for playing music with a range up to 10m.

DMR108

DMR108B Black

STANDARD EQUIPMENT: AC power adapter.



Bluetooth Job Site Radio

Frequency range AM 522-1,710 KHz
Frequency range FM 87.5 - 108MHz
Cluster battery 7.2V-18V
Slide battery 14.4V-18V
Speakers 2 x 89mm
Net weight 4.4-5.0kg

**NOT COMPATIBLE WITH NI-CAD, NI-MH
OR 10.8V SLIDE BATTERIES**

Equipped with Bluetooth class 2 to wirelessly connect your mobile device for playing music with a range up to 10m.



DMR106

STANDARD EQUIPMENT: AC power adapter



Job Site Radio

Frequency range FM 87.5 - 108MHz
Frequency range AM 522 - 1,710 kHz
Speaker Ø89mm x 2
Practical Output 12V Max: 1.2W x2
14.4V: 2.2W x2
18V: 3.5W x2
40V Max: 5.0W x2
Net Weight 4.3 - 5.3kg

**NOT COMPATIBLE WITH
NI-CAD, NI-MH OR
G-SERIES BATTERY**



MR001GZ

MR001GZ01 White

STANDARD EQUIPMENT: AC power adapter.



JOB SITE RADIOS / JOB SITE SPEAKERS

Job Site Radio

Frequency range FM 87.5 - 108 MHz
Frequency range AM 522 - 1,710 kHz
Speaker Ø76mm x2
Practical Output 7.2V 0.5w x2
Practical Output 18V 3.5w x2
Net Weight 4.0-4.6kg

**NOT COMPATIBLE WITH
NI-CAD, NI-MH OR
G-SERIES BATTERIES**



DMR107



Bluetooth Speaker

Power Source AC/DC
Battery compatibility 10.8V - 18V
CXT and LXT only
Speaker Ø Woofer:100mm
Tweeter :36mm
Practical Output 18V 10.0W
Bluetooth Version 4.0
Bluetooth range 10m
Net Weight 2.9-3.4kg

CHARGE DEVICES FROM USB

**NOT COMPATIBLE WITH
G-SERIES BATTERY**



Equipped with Bluetooth class 2 to wirelessly connect your mobile device for playing music with a range up to 10m.

DMR200

STANDARD EQUIPMENT: AC power adapter



Bluetooth Speaker

Power Source AC/DC
Battery Compatibility 10.8-18V (CXT and LXT only)
Speaker Ø Woofer: 101.6mm
Tweeter 36mm
Passive radiator 89mm
Practical Output 18V 10W
Bluetooth Version 5.0 Class 2
Bluetooth Range 10m
Net Weight 2.7-3.4 kg

**NOT COMPATIBLE WITH
G-SERIES BATTERIES**

6X SELECTABLE SOUND MODES

LCD DISPLAY PANEL

MULTI-SPEAKER CONNECTIVITY



Equipped with Bluetooth class 2 to wirelessly connect your mobile device for playing music with a range up to 10m.

DMR203

STANDARD EQUIPMENT: AC power adapter



ROTARY ANGLE DRILLS / ANGLE DRILLS / COMBI DRILL

Angle Drill DA3010 DA3011

| | |
|---------------|------------|
| Max. in steel | 10mm |
| Max. in wood | 25mm |
| No load speed | 0-2,400rpm |
| Input wattage | 450w |
| Net weight | 1.6kg |



DA3010
DA3010F
DA3011 Keyless chuck
DA3011F Keyless chuck
STANDARD EQUIPMENT: Chuck key (3010), side handle.

Rotary Angle Drill DA4000 Rotary Angle Drill DA4031

| | |
|--------------------|---------------------------------|
| Max. in steel | 13mm |
| Max. in wood | 38mm |
| No load speed | |
| with attachment | High: 0-900rpm Low: 0-400rpm |
| without attachment | 0-600rpm |
| Input wattage | 710w |
| Net weight | 4.0kg |



DA4000LR
STANDARD EQUIPMENT: Chuck key, side handle, hex wrench, carry case.

| | |
|---------------|-------------------------------|
| Max. in steel | 13mm |
| Max. in wood | 38mm |
| No load speed | High: 1,200rpm Low: 300rpm |
| Input wattage | 1,050w |
| Net weight | 6.3kg |



DA4031
STANDARD EQUIPMENT: Key chuck, side handle, hex wrench.

Combi Drill HP0300

| | |
|-----------------------------|----------------------|
| Input Wattage | 320W |
| Max. in Steel | 10mm |
| Max. in Wood | 28mm |
| Max. in Masonry | 8mm |
| Max. Fastening Torque (S/H) | 21/56Nm |
| Chuck Capacity | 1 - 10mm |
| Blows per Min | 0-6,750/0-22,500 bpm |
| No Load Speed | 0-450/0-1,500rpm |
| Torque Settings | 20 + Drill |
| Net Weight | 1.3kg |



HP0300

Drill Driver DF0300

| | |
|-----------------------------|------------------|
| Input Wattage | 320W |
| Max. in Steel | 10mm |
| Max. in Wood | 28mm |
| Max. Fastening Torque (S/H) | 21/56Nm |
| Chuck Capacity | 1 - 10mm |
| No Load Speed | 0-450/0-1,500rpm |
| Torque Settings | 20 + Drill |
| Net Weight | 1.2kg |



DF0300

Rotary Drill 6413

| | |
|---------------|------------|
| Max. in steel | 10mm |
| Max. in wood | 25mm |
| No load speed | 0-3,400rpm |
| Input wattage | 450w |
| Net weight | 1.3kg |



6413

Rotary Drill 6510LVR

| | |
|---------------|------------|
| Max. in steel | 10mm |
| Max. in wood | 18mm |
| No load speed | 0-1,200rpm |
| Input wattage | 330w |
| Net weight | 1.4kg |



6510LVR

DRILL DRIVER / ROTARY DRILLS

High Speed Rotary Drill 6501

| | |
|---------------|----------|
| Max. in steel | 6.5mm |
| Max. in wood | 9mm |
| No load speed | 4,500rpm |
| Input wattage | 230w |
| Net weight | 0.9kg |



6501
STANDARD EQUIPMENT: Chuck key, chuck key holder, carry case.

Rotary Drill DP2010

| | |
|------------------------|------------|
| Max. in steel | 6.5mm |
| Max. in wood | 15mm |
| Chuck capacity | 0.5-6.5mm |
| Variable speed control | Dial |
| No load speed | 0-4,200rpm |
| Input wattage | 370w |
| Net weight | 1.0kg |



DP2010
STANDARD EQUIPMENT: Depth gauge, chuck key, hex holder.

Rotary Drill DP4700

| | |
|---------------|----------|
| Max. in steel | 13mm |
| Max. in wood | 36mm |
| No load speed | 0-550rpm |
| Input wattage | 510w |
| Net weight | 2.2kg |




DP4700
STANDARD EQUIPMENT: Side handle.

ROTARY DRILLS / PERCUSSION DRILLS

Rotary Drill

| | |
|----------------|----------|
| Chuck capacity | 13mm |
| Max in steel | 13mm |
| Max in wood | 36mm |
| No load speed | 0-600rpm |
| Input Wattage | 750w |
| Net weight | 2.8kg |




DS4012



DS4012
STANDARD EQUIPMENT: Chuck key, side grip.

Rotary Drill

| | |
|---------------|-------------------------------------|
| Max. in steel | High: 8mm Low: 13mm |
| Max. in wood | High: 30mm Low: 40mm |
| No load speed | High: 0-2,900rpm Low: 0-1,200rpm |
| Input wattage | 720w |
| Net weight | 2.3kg |



DP4011



DP4011
STANDARD EQUIPMENT: Side handle, depth gauge.

Rotary Drill

| | |
|---------------|--|
| Max. in steel | 13mm |
| Max. in wood | 30mm |
| No load speed | 1: 650rpm 2: 700rpm 3: 1,250rpm 4: 1,500rpm |
| Input wattage | 650w |
| Net weight | 2.9kg |




6300-4



6300-4
STANDARD EQUIPMENT: Chuck key, side handle.

Rotary Drill

| | |
|---------------|----------|
| Max. in steel | 13mm |
| Max. in wood | 38mm |
| No load speed | 0-600rpm |
| Input wattage | 750w |
| Net weight | 2.5kg |




DP4003



DP4003
STANDARD EQUIPMENT: Side handle.

Percussion Drill

| | |
|------------------|-------------|
| Max. in steel | 13mm |
| Max. in wood | 30mm |
| Max. in masonry | 16mm |
| Blows per minute | 0-44,800bpm |
| No load speed | 0-2,800rpm |
| Input wattage | 680w |
| Net weight | 2.0kg |




HP1640
HP1641



HP1640 Key chuck
HP1640K Key chuck
HP1641 Keyless chuck
HP1641K Keyless chuck
STANDARD EQUIPMENT: Side handle, depth stop, carry case (K model only).

Percussion Drill

| | |
|--------------------|-------------|
| Max in steel | 13mm |
| Max in wood | 30mm |
| Max in masonry | 16mm |
| Chuck capacity | 13mm |
| No load speed | 0-3200 rpm |
| Impacts per minute | 0-48000 ipm |
| Input wattage | 710w |
| Net Weight | 2.0kg |




HP1631



HP1631K
STANDARD EQUIPMENT: Side handle, carry case.

Percussion Drill

| | | | |
|-----------------|-------------------------|------------------|---------------------------------------|
| Max. in steel | High: 8mm Low: 13mm | Blows per minute | High: 0-58,000bpm Low: 0-24,000bpm |
| Max. in wood | High: 25mm Low: 40mm | No load speed | High: 0-2,900rpm Low: 0-1,200rpm |
| Max. in masonry | High: 13mm Low: 20mm | Input wattage | 720w |
| | | Net weight | 2.5kg |




HP2050
HP2051



HP2050
HP2050F Light
HP2051 Keyless chuck
HP2051F Light + Keyless chuck
STANDARD EQUIPMENT: Side handle, depth stop, chuck key (HP2050), carry case.

Percussion Drill

| | |
|------------------|---------------------------------------|
| Max. in steel | High: 6.5mm Low: 13mm |
| Max. in wood | High: 20mm Low: 40mm |
| Max. in concrete | High: 14mm Low: 20mm |
| Blows per minute | High: 0-46,000bpm Low: 0-18,000bpm |
| No load speed | High: 0-2,300rpm Low: 0-900rpm |
| Input wattage | 750w |
| Net weight | 2.9kg |



HP2010




HP2010N
STANDARD EQUIPMENT: Drill chuck, chuck key, side handle, depth stop, carry case.

PERCUSSION DRILLS

Percussion Drill

| | |
|------------------|---------------------------------------|
| Max. in steel | 16mm |
| Max. in wood | 40mm |
| Max. in masonry | 20mm |
| Blows per minute | High: 0-58,000bpm Low: 0-24,000bpm |
| No load speed | High: 0-2,900rpm Low: 0-1,200rpm |
| Input wattage | 1010w |
| Net weight | 2.6kg |



HP2070
HP2071



HP2070
HP2071F Light + Keyless chuck
STANDARD EQUIPMENT: Side handle, depth stop, chuck key (HP2070), carry case.

PERCUSSION DRILLS / CORE DRILLS

Percussion / Diamond Core Drill

8406

| | |
|-----------------------|-------------|
| Max. in steel | 13mm |
| Max. in wood | 30mm |
| Max. in masonry | 20mm |
| Max. dry diamond core | 152mm |
| Blows per minute | 0-22,500bpm |
| No load speed | 0-1,500rpm |
| Input wattage | 850w |
| Net weight | 3.7kg |



Percussion / Diamond Core Drill

8406C

| | |
|-----------------------|---|
| Max. in steel | 13mm |
| Max. in wood | 35mm |
| Max. in masonry | 20mm |
| Max. dry diamond core | 152mm |
| Blows per minute | High: 28,800-64,000bpm Low: 14,400-32,000bpm |
| No load speed | High: 1,800-4,000rpm Low: 900-2,000rpm |
| Input wattage | 1,400w |
| Net weight | 4.4kg |



8406X

8406X3

STANDARD EQUIPMENT: Chuck key, side handle, carry case.

2

SA

C

RO

RH

S

110V

240V

Diamond Core Drill

DBM131

| | |
|-------------------|---------------------------------------|
| Max. diamond core | High: 70mm Low: 132mm |
| Adaptor | 1-1/4" UNC outside 1/2" BSP inside |
| Load speed | High: 0-1,570rpm Low: 0-800rpm |
| Collar clamping | |
| Diameter | 53mm |
| Input wattage | 1,500w |
| Net Weight | 6.3kg |



S

2

S

RO

SA

110V

DBM131
STANDARD EQUIPMENT: Side handle, carry case, P-42151 double threaded adaptor, in-line RCD, tap, water supply pipe, water injector.

Diamond Core Drill

DBM080

| | |
|--------------------------|---------------|
| Max. diamond core | up to 82mm |
| Collet | 1/2" BSP male |
| Load speed | 0-2,000rpm |
| Collar clamping diameter | 46mm |
| Input wattage | 1,500w |
| Weight | 3.8kg |



RO

SA

S

110V


DBM080
STANDARD EQUIPMENT: Side handle, carry case.

SDS-PLUS ROTARY HAMMERS

Rotary Hammer

HR1840


| | |
|--------------------------------|---------------|
| Max in Concrete (TCT bit) | 18mm |
| Max in Concrete (TCT Core) | 35mm |
| Max in Concrete (Diamond Core) | 65mm |
| Capacity in Steel | 13mm |
| Capacity in Wood | 24mm |
| Impact Energy | 1.4J |
| Blows per Minute | 0 – 4,800 bpm |
| No Load Speed | 0 – 2,100 rpm |
| Input Wattage | 470W |
| Net Weight | 2.0-2.4kg |



AVT Rotary Hammer

HR1841F

| | |
|--------------------------------|---------------|
| Max in Concrete (TCT bit) | 18mm |
| Max in Concrete (TCT Core) | 35mm |
| Max in Concrete (Diamond Core) | 65mm |
| Capacity in Steel | 13mm |
| Capacity in Wood | 24mm |
| Impact Energy | 1.4J |
| Blows per Minute | 0 – 4,800 bpm |
| No Load Speed | 0 – 2,100 rpm |
| Input Wattage | 470W |
| Net Weight | 2.0-2.5kg |



1.4 Joules

1.4 Joules

Adapted for SDS-PLUS bits

Adapted for SDS-PLUS bits

2

SA

RO

RH

SA

110V

240V

Adapted for SDS-PLUS bits

Adapted for SDS-PLUS bits

AVT

Adapted for SDS-PLUS bits

HR1840
STANDARD EQUIPMENT: Side handle, depth gauge, carry case.

HR1841F
STANDARD EQUIPMENT: Side handle, depth gauge, carry case.

AVT Rotary Hammer

HR2631

| | |
|--------------------------------|---|
| Max in concrete (TCT bit) | 26mm |
| Max in concrete (TCT core) | 68mm |
| Max in concrete (diamond core) | 80mm |
| Capacity in Steel | 13mm |
| Capacity in Wood | 32mm |
| Impact Energy | 2.4J |
| Blows per Minute | 0-4,600ipm |
| No Load Speed | 0-1,200rpm |
| Input Wattage | 800w |
| Vibration | 12.0 m/s² |
| Net Weight | HR2631F: 2.9-3.4kg HR2631FT: 3.1-3.6kg |



2.4 Joules

Adapted for SDS-PLUS bits

Adapted for SDS-PLUS bits

2

SA

RO

RH

HO

SA

110V

240V

Adapted for SDS-PLUS bits

Adapted for SDS-PLUS bits

AVT


Adapted for SDS-PLUS bits

HR2631F
HR2631FT Quick change chuck
STANDARD EQUIPMENT: Side handle, depth stop, carry case.

Rotary Hammer

HR2630

| | |
|--------------------------------|---|
| Max in concrete (TCT bit) | 26mm |
| Max in concrete (TCT core) | 68mm |
| Max in concrete (diamond core) | 80mm |
| Capacity in Steel | 13mm |
| Capacity in Wood | 32mm |
| Impact Energy | 2.4J |
| Blows per Minute | 0-4,600ipm |
| No Load Speed | 0-1,200rpm |
| Input Wattage | 800w |
| Vibration | 15.5 m/s² |
| Net Weight | HR2630: 2.8-3.3kg HR2630T: 3.0-3.5kg |



2.4 Joules

Adapted for SDS-PLUS bits

Adapted for SDS-PLUS bits

2

SA

RO

RH

HO

SA

110V

240V

Adapted for SDS-PLUS bits

Adapted for SDS-PLUS bits

AVT


Adapted for SDS-PLUS bits

HR2630
HR2630T Quick change chuck
STANDARD EQUIPMENT: Side handle, depth stop, carry case.

SDS-PLUS ROTARY HAMMERS

Rotary HammerHR2600

| | | |
|--------------------------------|------------|------------|
| Max in concrete (TCT bit) | 26mm | 2.4 Joules |
| Max in concrete (TCT core) | 68mm | |
| Max in concrete (diamond core) | 80mm | |
| Max in steel | 13mm | |
| Max in wood | 32mm | |
| Impact energy per stroke | 2.4J | |
| Blows per minute | 0-4,600ipm | |
| No load speed | 0-1,200rpm | |
| Input wattage | 800w | |
| Vibration | 15.5m/s2 | |
| Net weight | 3.0-3.4kg | |



HR2600

STANDARD EQUIPMENT: Side handle, depth stop, carry case.

AVT Rotary HammerHR2601

| | | |
|--------------------------------|------------|------------|
| Max in concrete (TCT bit) | 26mm | 2.4 Joules |
| Max in concrete (TCT core) | 68mm | |
| Max in concrete (diamond core) | 80mm | |
| Max in steel | 13mm | |
| Max in wood | 32mm | |
| Impact energy per stroke | 2.4J | |
| Blows per minute | 0-4,600ipm | |
| No load speed | 0-1,200rpm | |
| Input wattage | 800w | |
| Vibration | 12.0m/s2 | |
| Net weight | 3.1-3.6kg | |



HR2601

STANDARD EQUIPMENT: Side handle, depth stop, carry case.

Rotary HammerHR2811F

| | | | |
|--------------------------|----------------|---------------------|--------------------|
| Max. in concrete | Drill: 28mm | Blows per minute | 0-4,500bpm |
| | Core: 80mm | No load speed | 0-1,100rpm |
| Max. in steel | 13mm | Input wattage | 800w |
| Max. in wood | 32mm | Net weight | HR2811F: 3.5-3.9kg |
| Impact energy per stroke | F: 2.8J | HR2811FT: 3.6-3.9kg | |
| | FT: 2.9J | | |
| Vibration m/sec2 | RH: 15m/sec2 | 2.8 Joules | |
| | HO: 11.5m/sec2 | | |



HR2811F-1

HR2811FT-1 Quick change chuck

STANDARD EQUIPMENT: Side handle, depth stop, carry case.
HR2811F-1 and HR2811FT-1 comes with 15 drill bits and chisel.

SDS-PLUS ROTARY HAMMERS

Rotary HammerHR3001CJ

| | | |
|------------------|---------------|------------|
| Max in Steel | 13mm | 3.9 Joules |
| Max in Wood | 32mm | |
| Max in Concrete | 30mm | |
| Max Core Bit | 80mm | |
| Max Diamond Core | 80mm | |
| Impact Energy | 3.9J | |
| No Load Speed | 0 – 840rpm | |
| Blows per Minute | 0 – 4,500 bpm | |
| Input wattage | 1,050W | |
| Vibration | RH: 13.5 m/s² | |
| | HO: 11.5 m/s² | |
| Net Weight | 4.1- 4.5 kg | |



HR3001CJ

STANDARD EQUIPMENT: Depth gauge, side grip, carry case.

Rotary HammerHR3012FCJ

| | | |
|------------------|---------------|------------|
| Max in Steel | 13mm | 3.9 Joules |
| Max in Wood | 32mm | |
| Max in Concrete | 30mm | |
| Max Core Bit | 80mm | |
| Max Diamond Core | 80mm | |
| Impact Energy | 3.9J | |
| No Load Speed | 0 – 840rpm | |
| Blows per Minute | 0 – 4,500 bpm | |
| Input wattage | 1,050W | |
| Vibration | RH: 9.5 m/s² | |
| | HO: 5.5 m/s² | |
| Net Weight | 4.5- 4.7 kg | |



HR3012FCJ + quick change chuck

STANDARD EQUIPMENT: Depth gauge, side grip, carry case.

AVT Rotary Hammer (S-MAK32 with Accessories)HR3210C S-MAK32

| | | | | |
|------------------|---------------------|------------|----------------------|------------|
| Max. in concrete | 32mm | Net weight | HR3210C: 5.2-5.6kg | 5.0 Joules |
| Max. TCT core | 90mm | | HR3210FCT: 5.4-5.6kg | |
| No load speed | 315-630rpm | | | |
| Blows per minute | 1,650-3,300bpm | | | |
| Impact energy | C: 5.0J / FCT: 4.9J | | | |
| Vibration | RH: 10m/sec2 | | | |
| | HO: 7.5m/sec2 | | | |
| Wattage | 850w | | | |

S-MAK32

HR3210C, 18 piece mixed bit set, 5 piece SDS+ dominator bit set, keyless drill chuck, chuck adaptor, cold chisel, scaling chisel.

110V

240V



HR3210C

HR3210FCT Light+quick change chuck

S-MAK32C

S-MAK32FCT Light

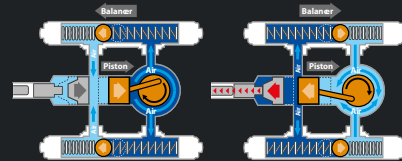
+quick change chuck

STANDARD EQUIPMENT: Side handle, depth stop, bit grease, carry case.

GREATLY REDUCE THE RISK OF VIBRATION WHITE FINGER

The Anti Vibration system has an active dynamic vibration absorber which ensures operation with extremely low vibration. The tools have been designed with a flat sided body so they're easier to handle.

The damper spring behind the drill bit absorbs reaction force caused by the drill bit at the moment of impact. The damper springs in the handle separate the handle from the machine body, further reducing the vibration.



AVT™
ANTI VIBRATION TECHNOLOGY



HR5212C

SDS-MAX ROTARY HAMMERS

AVT Rotary Hammer

HR3540
HR3541

| | |
|------------------|------------------------|
| Max in concrete | 35mm |
| Max core | 90mm TCT |
| Impact energy | 40: 5.6J / 41: 5.7J |
| No load speed | 315-630rpm |
| Blows per minute | 1650-3,300bpm |
| Vibration | |
| HR3540C | RH:18.0 / H0:12.5 m/s² |
| HR3541FC | RH:11.0 / H0: 9.0 m/s² |
| Input wattage | 850w |
| Net weight | HR3540C: 5.2-5.3kg |
| | HR3541FC: 5.6-5.7kg |

5.7 Joules



HR3540C

HR3541FC AVT + light

STANDARD EQUIPMENT: Side handle, depth gauge, bit grease, carry case.



Rotary Demolition Hammer

HR4003C

| | |
|--------------------------|-------------------|
| Max in Concrete | 40mm |
| Max TCT Core | 105mm |
| Impact Energy per Stroke | 8.3J |
| Blows per Minute | 1,450 - 2,900 bpm |
| No Load Speed | 250 - 500 rpm |
| Input Wattage | 1,100W |
| Net Weight | 6.2 - 6.4kg |

8.3 Joules



HR4003C

STANDARD EQUIPMENT: Depth gauge, side handle, bit grease, carry case



AVT Rotary Demolition Hammer

HR4511

| | |
|------------------------------|--------------------------|
| Max. in concrete | 45mm |
| Max. Core bit diameter (TCT) | 125mm |
| Impact energy per stroke | 9.4J |
| Blows per minute | 1,250-2,750bpm |
| No load speed | 130-280rpm |
| Input wattage | 1,350w |
| Vibration | RH: 7.5m/sec² |
| | H0: 7.0m/sec² 'D' handle |
| Net weight | 9.0-9.1kg |

9.4 Joules



HR4511C

STANDARD EQUIPMENT: 2 x side handles, depth stop, bit grease, carry case.

ULTRA-LOW VIBRATION
Rotary Hammer 7.5 m/sec²
Hammer 7.0 m/sec²
EN60745




AVT Rotary Demolition Hammer

HR4013C

| | |
|--------------------------|---|
| Max. bit diameter | 40mm |
| Max. in concrete | 40mm |
| Max. TCT Core | 105mm |
| Input wattage | 1,100W |
| Impact energy per stroke | 8.0J |
| No load speed | 250-500rpm |
| Blows per minute | 1,450-2,900bpm |
| Vibration | RH: 5.0m/sec ² HO: 4.5m/sec ² 'D' handle |
| Net weight | 6.8-6.9kg |

8.0 Joules



HR4013C

STANDARD EQUIPMENT: Bit grease, depth stop, handle, carry case.

AVT Rotary Demolition Hammer

HR5212C

| | |
|------------------|---|
| Max. Core bit | 160mm |
| Max. TCT bit | 52mm |
| Input wattage | 1,510W |
| No load speed | 150 – 310rpm |
| Blows per minute | 1,100 – 2,250bpm |
| Vibration | RH: 9.0m/s ² H: 8.0m/s ² |
| Net weight | 11.9-12.0kg |

19.1 Joules



HR5212C

STANDARD EQUIPMENT: Bit grease, depth stop, handle, carry case.

HR4013C / HR5212C LOCK-ON IN HAMMER MODE



↑ Lock-on switch for continuous chiseling applications

↑ Trigger switch for intermittent chiseling applications

⚙️ Rotation with hammering
⚙️ Bit angle settings



SOFT NO LOAD

Soft No Load Function
Automatically reduces the motor speed during idling to suppress the vibration of the machine body.

SDS-PLUS Power Scraper

HK1820

| | |
|--------------------------|----------------------|
| Impact energy per stroke | 3.1J |
| Vibration | 10m/sec ² |
| Blows per minute | 0-3,200bpm |
| Input wattage | 550w |
| Net weight | 3.4kg |

3.1 Joules



HK1820

STANDARD EQUIPMENT: 2 x scaling chisels, bull point, carry case.



Power Scraper

HK0500

| | |
|--------------------------|-----------------------|
| Blows per minute | 2,000-3,500bpm |
| Impact energy per stroke | 1.8J |
| Vibration | 9.5m/sec ² |
| Input wattage | 550w |
| Overall length | 468mm |
| Net weight | 3.2kg |



HK0500

STANDARD EQUIPMENT: Scaling chisel, carry case.



ACCESSORIES: NEMESIS II DRILL BITS

NEMESIS II



Drilling into reinforced concrete is no longer a hit and miss application, with reinforcing bar being no obstacle for the Nemesis II Drill Bits! Suitable for use in the hardest of natural stone, the unique symmetrical head geometry of the Nemesis II range, ensures precision drill holes every time. Perfect for critical anchor fixings and where spot drilling is required, Nemesis II will drill up to 50% more holes than a normal rotary hammer drill bit.

To see the full range of SDS-Plus bits visit www.makita.uk.com

DEMOLITION HAMMERS

Demolition HammerHM0810

| | |
|--------------------------|----------|
| Impact energy per stroke | 7.2J |
| Blows per minute | 2,900bpm |
| Input wattage | 900w |
| Net weight | 6.0kg |



HM0810T 17mm A/F

STANDARD EQUIPMENT: Bull point, 2 x hex wrenches (4 and 5mm), side handle, carry case.



AVT Demolition HammerHM1101HM1111

| | | |
|--------------------------|------------------------|-------------|
| Blows per minute | 1100-2660bpm | 11.5 Joules |
| Bit angle settings | 12 | |
| Impact energy per stroke | 11.5J | |
| Speed control | Variable by dial | |
| Wattage | 1300w | |
| Vibration 1101 | 'D' Handle: 13.5m/sec² | |
| | Bar Handle: 13.5m/sec² | |
| Vibration 1111 | 'D' Handle: 7.5m/sec² | |
| | 'D' Handle: 8.0m/sec² | |
| Net weight | HM1101C: 7.2-7.3kg | |
| | HM1111C: 7.8-8.0kg | |



HM1101C
HM1111C AVT

STANDARD EQUIPMENT: Bull point, bit grease, side handle, carry case.



AVT Demolition HammerHM0870C
HM0871C

| | | |
|------------------|---------------------|------------|
| Impact energy | 70C:7.6J / 71C:8.1J | 7.6 Joules |
| Blows per minute | 1,100-2,650bpm | |
| Vibration | HM0870C: 11.5m/sec² | |
| | HM0871C: 8.4m/sec² | |
| Input wattage | 1,100w | |
| Net weight | HM0870C: 5.1-5.3kg | |
| | HM0871C: 5.6-5.8kg | |



HM0870C
HM0871C AVT

STANDARD EQUIPMENT: Bit grease, side handle, carry case.



DEMOLITION HAMMERS

AVT Demolition HammerHM1203HM1213

| | | |
|-------------------|----------------------------------|-------------|
| Bit angle setting | 12 stage | 18.6 Joules |
| Impact energy | HM1203C: 19.1J HM1213C: 18.6J | |
| Speed control | variable by dial | |
| Blows per minute | 950-1,900bpm | |
| Input wattage | 1510w | |
| Vibration | HM1203C: 15.5m/s² | |
| | HM1213C: 7m/s² | |
| Net weight | HM1203C: 9.7kg | |
| | HM1213: 10.8kg | |



HM1203C
HM1213C AVT

STANDARD EQUIPMENT: Bull point, bit grease, side handle, carry case.



AVT Demolition HammerHM1214

| | | |
|--------------------------|------------------|-----------------------|
| Shank | SDS MAX | 19.9 Joules |
| Bit angle settings | 12 stage | |
| Impact energy per stroke | 19.9J | 8.0 m/sec² EN60745 |
| Speed control | variable by dial | |
| Blows per minute | 950-1,900bpm | |
| Input wattage | 1,510w | |
| Vibration | 8 m/s² | |
| Net weight | 12.3kg | |

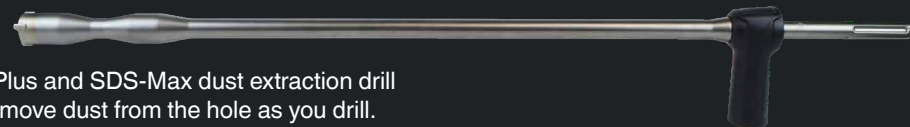


HM1214C AVT

STANDARD EQUIPMENT: Bull point, bit grease, side handle, carry case.



ACCESSORIES: HOLLOW DUST EXTRACTION DRILL BITS



SDS-Plus and SDS-Max dust extraction drill bits remove dust from the hole as you drill.

| Part No. | Diameter | Length | Shank | Part No. | Diameter | Length | Shank |
|----------|----------|--------|----------|----------|----------|--------|---------|
| B-64381 | 12 mm | 325 mm | SDS-PLUS | B-64478 | 25 mm | 600 mm | SDS-MAX |
| B-64397 | 14 mm | 360 mm | SDS-PLUS | B-64484 | 28 mm | 600 mm | SDS-MAX |
| B-64406 | 16 mm | 360 mm | SDS-PLUS | B-64490 | 28 mm | 900 mm | SDS-MAX |
| B-64412 | 18 mm | 360 mm | SDS-PLUS | B-64509 | 30 mm | 600 mm | SDS-MAX |
| B-64428 | 16 mm | 600 mm | SDS-MAX | B-64515 | 30 mm | 900 mm | SDS-MAX |
| B-64434 | 18 mm | 600 mm | SDS-MAX | B-64521 | 32 mm | 600 mm | SDS-MAX |
| B-64440 | 20 mm | 600 mm | SDS-MAX | B-64537 | 32 mm | 900 mm | SDS-MAX |
| B-64456 | 22 mm | 600 mm | SDS-MAX | B-64543 | 35 mm | 600 mm | SDS-MAX |
| B-64462 | 24 mm | 600 mm | SDS-MAX | B-64559 | 35 mm | 900 mm | SDS-MAX |

To see the full range of hollow dust extractor drill bits visit www.makitauk.com

DEMOLITION HAMMERS

AVT Demolition Hammer

HM1317

| | |
|--------------------------|---------------------------------|
| Shank | 30mm Hex |
| Impact energy per stroke | |
| HM1317C | High: 25J Low: 21J |
| HM1317CB | High: 26.5J Low: 24J |
| Blows per minute | 730-1,450bpm |
| Input wattage | 1,510w |
| Net weight | HM1317C: 17kg HM1317CB: 19kg |

25 Joules

ULTRA-LOW VIBRATION

8.5 m/sec²
EN60745



HM1317C 30mm Hex

HM1317CB 28.6mm Hex

STANDARD EQUIPMENT: Bull point, side handle, carry case.



AVT
ANTI VIBRATION TECHNOLOGY

AVT Electric Breaker

HM1511

| | |
|--------------------|-----------|
| Shank | 30mm Hex |
| Input wattage 110V | 1,550W |
| Input wattage 240V | 1,850W |
| Impact Energy | 48.9J |
| Blows per Minute | 1,300 bpm |
| Net Weight | 19.2kg |

48.9 Joules

ULTRA-LOW VIBRATION

6.5 m/sec²
EN60745



HM1511

STANDARD EQUIPMENT: Side handle, bull point, carry case.

AVT
ANTI VIBRATION TECHNOLOGY

SOFT NO LOAD



AVT Electric Breaker

HM1812

| | |
|------------------|------------------------------|
| Shank | 1 1/4" AF Hex |
| Vibration | 6.5 m/s ² |
| Impact Energy | 72.8J |
| Blows per minute | 870bpm |
| Input Wattage | 240v: 2,000w 110v: 1,700w |
| Weight | 31.3 kg |

72.8 Joules

ULTRA-LOW VIBRATION

6.5 m/sec²
EN60745



HM1812

HM1812TR + Trolley

STANDARD EQUIPMENT: Hex wrench.

AVT
ANTI VIBRATION TECHNOLOGY

SOFT NO LOAD



WALL CHASER / DISC CUTTERS

125mm Wall Chaser

SG1251J

| | |
|-------------------------|-----------|
| Blade diameter | 125mm |
| Bore | 22.23mm |
| Cutting depth | 0-30mm |
| Cutting width every 3mm | 6-30mm |
| No load speed | 10,000rpm |
| Input wattage | 1,400W |
| Net weight | 4.5kg |

SOFT GRIP



SJS
SUPER JOINT SYSTEM



SG1251J

STANDARD EQUIPMENT: Diamond wheel, hex wrench, lock nut wrench, carry case.

125mm Dustless Disc Cutter

4100KB

| | |
|----------------------|-----------|
| Input Wattage | 1,300W |
| Blade Diameter | 125mm |
| Bore Diameter | 20mm |
| No Load Speed | 12,200rpm |
| Max Cutting Capacity | 40mm |
| Net Weight | 3.0 kg |



4100KB

STANDARD EQUIPMENT: Diamond wheel, dust bag, hex wrench, wrench.

125mm Disc Cutter

4101

| | |
|--------------------|-----------|
| Blade diameter | 125mm |
| Bore size | 20mm |
| Depth of cut @ 90° | 41.5mm |
| @ 45° | 26mm |
| No load speed | 13,800rpm |
| Input wattage | 820w |
| Net weight | 3.0kg |



4101RH

STANDARD EQUIPMENT: 110mm diamond wheel, wrenches, water plug and tube, earth leakage breaker.

305mm Electric Disc Cutter

4112

| | |
|----------------|----------|
| Blade diameter | 305mm |
| Bore size | 20mm |
| Max. cut | 100mm |
| No load speed | 5,500rpm |
| Input wattage | 2,400w |
| Net weight | 10.4kg |



SJS
SUPER JOINT SYSTEM

4112HS

STANDARD EQUIPMENT: Wrench, carry case.

355mm Electric Disc Cutter

4114

| | |
|----------------|----------|
| Blade diameter | 355mm |
| Bore size | 25.4mm |
| Maximum cut | 125mm |
| No load speed | 3,800rpm |
| Input wattage | 2,400w |
| Net weight | 10.8kg |



SJS
SUPER JOINT SYSTEM

4114S

STANDARD EQUIPMENT: Wrench.

EK6100 3 YEAR SERVICE PLAN WHEN YOU REGISTER ONLINE

For the EK6100 2-Stroke Disc Cutter Only. You will receive the replacement and fitting of the following specific service component parts if required; 1x Cylinder/piston, 1x Spark plug, 1x Fuel filter, 1x V-belt, 1x Starter rope. This will be for each 12 month period over the 3 year registration period for a registered EK6100 disc cutter. The cover will start from the date you register the EK6100 online for a total period of 3 years. Register within 30 days of purchase.



EK6100

DISC CUTTERS

EK6100

12" Petrol Disc Cutter

| | |
|--------------------------|-------------|
| Max. cutting depth | 110mm |
| Max. wheel diameter | 305mm/12" |
| Arbor | 20mm |
| Cubic capacity | 61cc |
| Horsepower | 4.2hp (DIN) |
| Tank capacity | 0.7 litres |
| Vibration (Front handle) | 3.0 m/s² |
| Vibration (Rear handle) | 3.6 m/s² |
| Dry weight | 8.5kg |

**CUTTING DEPTH
LARGER THAN ANY
OTHER 12" SAW.**



Free Service
Register for your free
3 year service plan
online makitauk.com



Stratified Air Scavenging



EK6100

STANDARD EQUIPMENT: Tool kit, dust suppression kit. Wheel not included.

ACCESSORIES: COSMOS 12" DIAMOND BLADES

quasar

comet

nebula



| Part No. | Description |
|----------|--|
| B-13459 | Quasar: 300mm, 12mm Segments, 20mm Bore, 3DDG, Stealth |
| B-13546 | Comet: 300mm, 10mm Segments, 20mm Bore, 3DDG, Rapide, Cooling Holes |
| B-54031 | Nebula: 300mm, 10mm Segments, 20mm Bore, Laser Welded |

To see the full range of diamond blades visit www.makitauk.com

DISC CUTTERS

12" 4-Stroke Disc Cutter

EK7650H

| | |
|--------------------------|------------|
| Max. cutting depth | 97mm |
| Max. wheel diameter | 305mm/12" |
| Arbor | 20mm |
| Cubic capacity | 76cc |
| Horsepower | 4hp (DIN) |
| Tank capacity | 1.0 litres |
| Vibration (Front handle) | 2.7 m/s² |
| Vibration (Rear handle) | 1.8 m/s² |
| Dry weight | 12.7kg |

- WHY PICK A MAKITA 4-STROKE**
- Lower running costs
 - Lower fuel consumption
 - Longer run time
 - Less refuelling
 - Less maintenance
 - No cold start problems
 - Smaller and lighter than a standard 4-stroke engine
 - Lower emissions
 - No mixing fuel and oil
 - Reduce accidental engine damage
 - No need for oil at the work area

SPRING ASSISTED RECOIL STARTER
AUTOMATIC DECOMPRESSION VALVE



EK7650H

STANDARD EQUIPMENT: Tool kit, dust suppression kit. Wheel not included.

14" Petrol Disc Cutter

EK7301

| | |
|--------------------------|-------------|
| Max. cutting depth | 122mm |
| Max. wheel diameter | 355mm/14" |
| Arbor | 25.4mm |
| Cubic capacity | 73cc |
| Horsepower | 5.1hp (DIN) |
| Tank capacity | 1.1 litres |
| Vibration (Front Handle) | 7.0m/s² |
| Vibration (Back Handle) | 4.9m/s² |
| Dry weight | 10.1kg |



EK7301

STANDARD EQUIPMENT: Tool kit, dust suppression kit. Wheel not included.

16" Petrol Disc Cutter

EK8100

| | |
|--------------------------|-------------|
| Max cutting depth | 147mm |
| Wheel diameter | 405mm/16" |
| Arbour size | 25.4mm |
| Power rating | 6.0hp (DIN) |
| Cubic capacity | 81cc |
| Fuel tank capacity | 1.1 litres |
| Vibration (Front handle) | 7.8 m/s² |
| Vibration (Rear handle) | 6.1 m/s² |
| Dry weight | 10.6 kg |



EK8100

STANDARD EQUIPMENT: Tool kit, dust suppression kit.

CONCRETE PLANERS / POLISHERS

125mm Concrete Planer

PC5010C

| | |
|----------------|----------------|
| Input Wattage | 1,400W |
| Wheel Diameter | 125mm |
| Bore | 22.23mm |
| No Load Speed | 4,000-9,000rpm |
| Net Weight | 2.5-3.6kg |

ANTI-RESTART
CURRENT LIMITER



PC5010C

STANDARD EQUIPMENT: Lock nut wrench.

125mm Concrete Planer

PC5001

| | |
|----------------|-----------|
| Wheel diameter | 125mm |
| Bore | 22mm |
| Spindle | M14 |
| No load speed | 10,000rpm |
| Input wattage | 1,400w |
| Net weight | 5.1kg |



PC5001C Roller + planer guide

STANDARD EQUIPMENT: Offset diamond wheel, lock nut wrench, hex wrench, dust bag, carry case.

Wet Stone Polisher

PW5000

| | |
|---------------|----------------|
| Pad size | 100mm |
| Spindle | M14 |
| No load speed | 2,000-4,000rpm |
| Input wattage | 900w |
| Net weight | 2.3kg |



PW5000C

STANDARD EQUIPMENT: Rubber pad, side grip, wrench, carry case.

ANGLE GRINDER CHART

| Model | Input Wattage & Voltage | Technology | Switch Type | Switch / Trigger (Lock) | Anti-restart Function | Double Insulation | Variable Speed | Mechanical Brake | Electric Brake | Torque Limiter | Constant Speed | Soft Start | Bore Diameter (mm) | No Load Speed (rpm) | Net Weight (kg) |
|----------------------|-------------------------|------------|-------------|-------------------------|-----------------------|-------------------|----------------|------------------|----------------|----------------|----------------|------------|--------------------|---------------------|-----------------|
| 100mm Angle Grinders | | | | | | | | | | | | | | | |
| GA4030R | 720W | | Slide | On | • | • | | | | | | • | 16 | 11,000 | 1.72-2.01 |
| GA4034 | 720W | | Paddle | Off | | • | | | | | | | 16 | 11,000 | 1.77-2.06 |
| 115mm Angle Grinders | | | | | | | | | | | | | | | |
| GA004G | 40v Cordless | BL,AFT | Slide | On | • | • | | | | • | | • | 22.23 | 8,500 | 2.9-3.6 |
| GA012G | 40v Cordless | BL,AFT | Paddle | Off | • | • | | | | • | | • | 22.23 | 8,500 | 3.0-3.6 |
| DGA450 | 14.4V Cordless | | Slide | On | • | • | | | | | | | 22.23 | 10,000 | 2.20-2.92 |
| DGA452 | 18V Cordless | | Slide | On | • | • | | | | | | | 22.23 | 10,000 | 2.06-2.71 |
| DGA463 | 18V Cordless | BL | Slide | On | • | • | • | | • | | | • | 22.23 | 3,000-8,500 | 2.3-3.0 |
| DGA467/DGA469 | 18V Cordless | BL | Paddle | Off | • | • | • | | • | | | | 22.23 | 3,000-8,500 | 2.4-3.1 |
| GA4530R | 720W | | Slide | On | • | • | | | | | | • | 22.23 | 11,000 | 1.88-2.22 |
| GA4534 | 720W | | Paddle | Off | | • | | | | | | | 22.23 | 11,000 | 1.98-2.31 |
| 9557NBR | 840W | | Slide | On | • | • | | | | | | | 22.23 | 11,000 | 1.7-2.4 |
| 9564PCV | 1,400W | SJS | Paddle | Off | | • | • | | | | • | • | 22.23 | 2,800-12,000 | 2.4-2.7 |
| GA4540R01 | 1,100W | SJSII | Slide | On | • | • | | | | | | • | 22.23 | 11,000 | 2.4-2.8 |
| GA4541R01 | 1,100W | SJSII | Slide | On | • | • | | • | | | | | 22.23 | 11,000 | 2.7-3.0 |
| GA4540C | 1,400W | SJSII | Slide | On | • | • | • | | | | | • | 22.23 | 2,800-11,000 | 2.4-2.8 |
| GA4541CT01 | 1,400W | SJSII | Slide | On | • | • | • | • | | | | • | 22.23 | 2,800-11,000 | 2.7-3.0 |
| GA4550 | 1,300W | | Paddle | Off | | • | | | | | | | 22.23 | 11,000 | 2.4-2.8 |
| GA4550R | 1,300W | | Paddle | Off | | • | • | | | | | • | 22.23 | 11,000 | 2.4-2.8 |
| 125mm Angle Grinders | | | | | | | | | | | | | | | |
| GA005G | 40v Cordless | BL,AFT | Slide | On | • | • | | | • | | | • | 22.23 | 8,500 | 2.9-3.6 |
| GA013G | 40v Cordless | BL,AFT | Paddle | Off | • | • | | | • | | | • | 22.23 | 8,500 | 3.0-3.6 |
| DGA513 | 18V Cordless | BL | Slide | On | • | • | • | | | | | | 22.23 | 3,000-8,500 | 2.4-3.0 |
| DGA517/DGA519 | 18V Cordless | BL | Paddle | Off | • | • | • | | • | | | | 22.23 | 3,000-8,500 | 2.4-3.1 |
| GA5030R | 720W | | Slide | On | • | • | | | | | | • | 22.23 | 11,000 | 1.91-3.06 |
| GA5034 | 720W | | Paddle | Off | | • | | | | | | | 22.23 | 11,000 | 2.0-3.15 |
| 9558NBR | 840W | | Slide | On | • | • | | | | | | • | 22.23 | 11,000 | 1.7-3.2 |
| 9565PZ | 1,100W | SJS | Paddle | Off | | • | | | | | | | 22.23 | 12,000 | 2.4-2.7 |
| 9565PCV | 1,400W | SJS | Paddle | Off | | • | • | | | | • | • | 22.23 | 2,800-12,000 | 2.4-3.5 |
| GA5021 | 1050W | SJS | Trigger | Off | | • | | | | | | | 22.23 | 12,000 | 2.7-3.9 |
| GA5021C | 1450W | SJS | Trigger | Off | | • | • | | | • | • | | 22.23 | 10,000 | 2.9-4.1 |
| GA5040R01 | 1,100W | SJSII | Slide | On | • | • | | | | | | • | 22.23 | 11,000 | 2.5-3.6 |
| GA5041R01 | 1,100W | SJSII | Slide | On | • | • | | • | | | | • | 22.23 | 11,000 | 2.7-3.8 |
| GA5040C | 1,400W | SJSII | Slide | On | • | • | • | | | | • | | 22.23 | 2,800-11,000 | 2.5-3.6 |
| GA5041CT01 | 1,400W | SJSII | Slide | On | • | • | • | • | | | | • | 22.23 | 2,800-11,000 | 2.7-3.8 |
| GA5050 | 1,300W | | Paddle | Off | | • | | | | | | | 22.23 | 11,000 | 2.5-2.8 |
| GA5050R | 1,300W | | Paddle | Off | | • | • | | | | | • | 22.23 | 11,000 | 2.5-2.8 |
| GA5080RX05 | 1,400W | SJS | Slide | On | • | • | | | | | • | • | 22.23 | 12,000 | 2.5-3.6 |
| 180mm Angle Grinders | | | | | | | | | | | | | | | |
| DGA700 | 2x18v Cordless | BL | Trigger | Off | • | • | | | • | | | • | 22.23 | 7,800 | 5.0-6.0 |
| GA7020 | 110V-1,650W | | Trigger | Off | | • | | | | | | | 22.23 | 8,500 | 5.56-6.06 |
| GA7020 | 240V-2,000W | | Trigger | Off | | • | | | | | | | 22.23 | 8,500 | 5.56-6.06 |
| GA7040S01 | 2,400W | | Trigger | Off | | • | | | | • | | • | 22.23 | 8,500 | 6.45-6.95 |
| GA7050 | 2,000W | | Trigger | Off/On | | • | | | | | | | 22.23 | 8,500 | 3.98-5.0 |
| GA7060 | 2,000W | | Trigger | Off | | • | | | | | | | 22.23 | 8,500 | 5.38-5.89 |
| GA7060R | 2,000W | | Trigger | Off | • | • | | | | | | • | 22.23 | 8,500 | 5.42-5.93 |
| GA7061RX02 | 2,000W | SJSII | Trigger | Off | • | • | | | | | | • | 22.23 | 8,500 | 5.57-6.08 |
| GA7062 | 2,000W | | Trigger | Off | | • | | | | | | | 22.23 | 8,500 | 5.51-6.02 |
| GA7062R | 2,000W | | Trigger | Off | • | • | | | | | | • | 22.23 | 8,500 | 5.54-6.05 |
| GA7063RX02 | 2,000W | SJSII | Trigger | Off | • | • | | | | | | • | 22.23 | 8,500 | 5.70-6.21 |
| 230mm Angle Grinders | | | | | | | | | | | | | | | |
| DGA900/901 | 2x18v Cordless | BL | Trigger | Off | • | • | | | • | | | • | 22.23 | 6,000 | 5.2-8.0 |
| GA9020 | 110V-1,650W | | Trigger | Off | | • | | | | | | | 22.23 | 6,600 | 5.76-8.05 |
| | 240V-2,000W | | Trigger | Off | | • | | | | | | | 22.23 | 6,600 | 5.76-8.05 |
| GA9020S | 110V-1,650W | | Trigger | Off | | • | | | | • | | | 22.23 | 6,600 | 5.85-8.14 |
| | 240V-2,000W | | Trigger | Off | | • | | | | | | • | 22.23 | 6,600 | 5.85-8.14 |
| GA9040S | 2,400W | | Trigger | Off | | • | | | | | | | 22.23 | 6,600 | 6.65-8.94 |
| GA9050 | 2,000W | | Trigger | Off/On | | • | | | | | | | 22.23 | 6,600 | 4.64-6.94 |
| GA9060 | 2,000W | | Trigger | Off | | • | | | | | | | 22.23 | 6,600 | 5.50-7.86 |
| GA9060R | 2,000W | | Trigger | Off | • | • | | | | | | • | 22.23 | 6,600 | 5.52-7.88 |
| GA9062 | 2,000W | | Trigger | Off | | • | | | | | | | 22.23 | 6,600 | 5.61-7.97 |
| GA9062R | 2,000W | | Trigger | Off | • | • | | | | | | • | 22.23 | 6,600 | 5.65-8.01 |
| GA9063RX02 | 2,000W | SJSII | Trigger | Off | • | • | | | | | | • | 22.23 | 6,600 | 5.80-8.16 |

100MM / 115MM ANGLE GRINDERS

100mm Angle Grinder

GA4030R

| | |
|---------------|-------------|
| Wheel size | 100mm |
| Bore size | 16mm |
| No load speed | 11,000rpm |
| Input wattage | 720w |
| Net weight | 1.72-2.01kg |

SLIM BODY
ANTI-RESTART



GA4030R

STANDARD EQUIPMENT: Wheel, wrench, side handle.

115mm Angle Grinder

GA4530R

| | |
|---------------|-------------|
| Wheel Size | 115mm |
| Bore Diameter | 22.23mm |
| Input Wattage | 720W |
| No Load Speed | 11,000 rpm |
| Net Weight | 1.88-2.22kg |

SLIM BODY
ANTI-RESTART



GA4530R

GA4530RKD Diamond blade, case

STANDARD EQUIPMENT: Wheel, wrench, side handle, carry case RKD only.

115mm Angle Grinder

GA4540R01

| | |
|----------------|-----------|
| Wheel diameter | 115mm |
| Bore diameter | 22.23mm |
| Max thickness | 6mm |
| No load speed | 11,000rpm |
| Input wattage | 1,100w |
| Net weight | 2.4-2.8kg |

ANTI RESTART
AVT HANDLE



GA4540R01

STANDARD EQUIPMENT: Wheel, wrench, side handle.

100mm Angle Grinder

GA4034

| | |
|---------------|-------------|
| Wheel size | 100mm |
| Bore size | 16mm |
| Spindle size | M10 x 1.5mm |
| No load speed | 11,000rpm |
| Input wattage | 720w |
| Net weight | 1.77-2.06kg |

SLIM BODY
PADDLE SWITCH



GA4034

STANDARD EQUIPMENT: Wheel, wrench, side handle.

115mm Angle Grinder

9557

| | |
|---------------|-----------|
| Wheel size | 115mm |
| Bore size | 22.23mm |
| Spindle size | M14 x 2mm |
| No load speed | 11,000rpm |
| Input wattage | 840w |
| Net weight | 1.7-2.4kg |

ANTI-RESTART



9557NBR

9557NBRX1 Diamond blade

STANDARD EQUIPMENT: Wheel, wrench, side handle, (9557NBRX1 only) Diamond blade, abrasive wheel, 2 x guards.

115mm Angle Grinder

GA4540C

| | |
|----------------|-------------------|
| Wheel diameter | 115mm |
| Bore diameter | 22.23mm |
| Max thickness | 6mm |
| No load speed | 2,800 - 11,000rpm |
| Input wattage | 1,400w |
| Net weight | 2.4-2.8kg |

ANTI RESTART



GA4540C

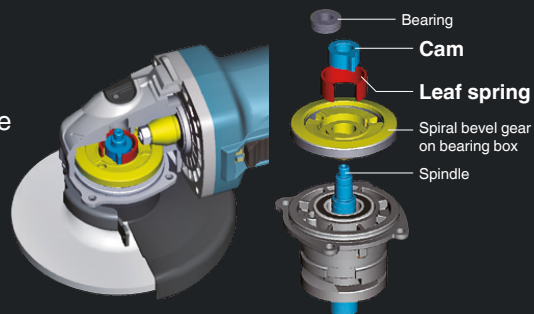
STANDARD EQUIPMENT: Wheel, wrench, side handle.

SJSII: REDUCES ANGLE GRINDER VIBRATION

The updated super joint system has dramatically lowered the vibration of our grinders. The leaf spring absorbs vibration and relieves shock during operation by up to 12.5% in comparison to the original super joint system.

When using the anti vibration handle it can relieve vibration by up to 25% over the original super joint system.

SJSII
SUPER JOINT SYSTEM



GA4540R01

115MM / 125MM ANGLE GRINDERS

115mm Angle Grinder

GA4541R01

| | |
|----------------|-----------|
| Wheel diameter | 115mm |
| Bore diameter | 22.23mm |
| Max thickness | 6mm |
| No load speed | 11,000rpm |
| Input wattage | 1,100w |
| Net weight | 2.7-3.0kg |

MECHANICAL BRAKE
ANTI RESTART



GA4541R01

STANDARD EQUIPMENT: Wheel, wrench, side handle.

115mm Angle Grinder

GA4534

| | |
|---------------|-------------|
| Wheel size | 115mm |
| Bore size | 22.23mm |
| Spindle size | M14 x 2mm |
| No load speed | 11,000rpm |
| Input wattage | 720w |
| Net weight | 1.98-2.31kg |

SLIM BODY
PADDLE SWITCH



GA4534 Paddle switch

STANDARD EQUIPMENT: Wheel, wrench, side handle.

115mm Angle Grinder

GA4550
GA4550R

| | |
|---------------------|------------------------------|
| Wheel Diameter | 115mm |
| Bore Diameter | 22.23mm |
| Max Wheel Thickness | 7.2mm |
| No Load Speed | 11,000rpm |
| Input Wattage | 110V: 1,200W 240V: 1,300W |
| Net Weight | 2.4-2.8kg |

GA4550: PADDLE SWITCH
GA4550R: PADDLE SWITCH
ANTI-RESTART



GA4550

GA4550R Soft Start / Anti-restart

STANDARD EQUIPMENT: Grinding wheel, side handle, wrench.

115mm Angle Grinder

9564PCV

| | |
|---------------|-----------------|
| Wheel size | 115mm |
| Bore size | 22.23mm |
| Spindle size | M14 x 2mm |
| No load speed | 2,800-12,000rpm |
| Input wattage | 1,400w |
| Net weight | 2.4-2.7kg |

PADDLE SWITCH
CURRENT LIMITER



9564PCV Paddle switch

STANDARD EQUIPMENT: Wheel, wrench, side handle.

125mm Angle Grinder

GA5030R

| | |
|---------------|-------------|
| Wheel Size | 125mm |
| Bore diameter | 22.23mm |
| Input wattage | 720W |
| No load speed | 11,000 rpm |
| Net weight | 1.91-3.06kg |

SLIM BODY
ANTI RESTART



GA5030R

STANDARD EQUIPMENT: Wheel, wrench, side handle.

125MM ANGLE GRINDERS

125mm Angle Grinder

GA5080RX05

| | |
|---------------------|-------------|
| Wheel Diameter | 125mm |
| Input Wattage | 1,400W |
| Bore Diameter | 22.23mm |
| Max Wheel Thickness | 6mm |
| No Load Speed | 12,000rpm |
| Net Weight | 2.5 – 3.6kg |

ANTI RESTART



GA5080RX05

STANDARD EQUIPMENT: Side handle, dust cover attachment A, B & C, grinding wheel.

125mm Angle Grinder

GA5040R01

| | |
|----------------|-----------|
| Wheel diameter | 125mm |
| Bore diameter | 22.23mm |
| Max thickness | 6mm |
| No load speed | 11,000rpm |
| Input wattage | 1,100w |
| Net weight | 2.5-3.6kg |

ANTI RESTART
AVT HANDLE



125mm Angle Grinder

GA5040C

| | |
|----------------|-------------------|
| Wheel diameter | 125mm |
| Bore diameter | 22.23mm |
| Max thickness | 6mm |
| No load speed | 2,800 - 11,000rpm |
| Input wattage | 1,400w |
| Net weight | 2.5-3.6kg |

ANTI RESTART



GA5040R01

STANDARD EQUIPMENT: Wheel, wrench, side handle.

GA5040C

STANDARD EQUIPMENT: Wheel, wrench, side handle.

125mm Angle Grinder

GA5041R01

| | |
|----------------|-----------|
| Wheel diameter | 125mm |
| Bore diameter | 22.23mm |
| Max thickness | 6mm |
| No load speed | 11,000rpm |
| Input wattage | 1,100w |
| Net weight | 2.7-3.8kg |

MECHANICAL BRAKE
ANTI RESTART



125mm Angle Grinder

GA5041CT01

| | |
|----------------|-------------------|
| Wheel diameter | 125mm |
| Bore diameter | 22.23mm |
| Max thickness | 6mm |
| No load speed | 2,800 - 11,000rpm |
| Input wattage | 1,400w |
| Net weight | 2.7-3.8kg |

AVT SIDE GRIP
EZYCHANGE FLANGE
MECHANICAL BRAKE
ANTI RESTART



GA5041R01

STANDARD EQUIPMENT: Wheel, wrench, side handle.

GA5041CT01

STANDARD EQUIPMENT: Wheel, wrench, side handle.

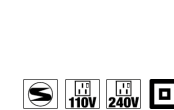
125MM ANGLE GRINDERS

125mm Angle Grinder

9558NBR

| | |
|---------------|-----------|
| Wheel size | 125mm |
| Bore size | 22.23mm |
| Spindle size | M14 x 2mm |
| No load speed | 11,000rpm |
| Input wattage | 840w |
| Net weight | 1.7-3.2kg |

ANTI RESTART



9558NBR

STANDARD EQUIPMENT: Wheel, wrench, side handle.

125mm Angle Grinder

9565PZ

| | |
|----------------|------------|
| Input wattage | 1,100W |
| No load speed | 12,000 rpm |
| Wheel diameter | 125mm |
| Bore diameter | 22.23mm |
| SJS system | Yes |
| Net weight | 2.4-2.7kg |

PADDLE SWITCH



9565PZ

STANDARD EQUIPMENT: Wrench, side handle.

125mm Angle Grinder

GA5050
GA5050R

| | |
|---------------------|------------------------------|
| Wheel Diameter | 125mm |
| Bore Diameter | 22.23mm |
| Max Wheel Thickness | 7.2mm |
| No Load Speed | 11,000rpm |
| Input Wattage | 110V: 1,200W 240V: 1,300W |
| Net Weight | 2.5-2.8kg |

GA5050: PADDLE SWITCH
GA5050R: PADDLE SWITCH
ANTI-RESTART



GA5050

GA5050R Soft Start / Anti-restart

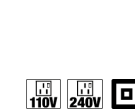
STANDARD EQUIPMENT: Grinding wheel, side handle, wrench.

125mm Angle Grinder

GA5034

| | |
|---------------|------------|
| Wheel size | 125mm |
| Bore size | 22.23mm |
| Spindle size | M14 x 2mm |
| No load speed | 11,000rpm |
| Input wattage | 720w |
| Net weight | 2.0-3.15kg |

PADDLE SWITCH



GA5034

STANDARD EQUIPMENT: Wheel, wrench, side handle.

125mm Angle Grinder

9565PCV

| | |
|---------------|-----------------|
| Wheel size | 125mm |
| Bore size | 22.23mm |
| Spindle size | M14 x 2mm |
| No load speed | 2,800-12,000rpm |
| Input wattage | 1,400w |
| Net weight | 2.4-3.5kg |

PADDLE SWITCH
CURRENT LIMITER



9565PCV Paddle switch

STANDARD EQUIPMENT: Wheel, wrench, side handle.

125mm Angle Grinder

GA5021

| | |
|---------------|---|
| Wheel size | 125mm |
| Bore size | 22.23mm |
| No load speed | GA5021: 12,000rpm GA5021C: 10,000rpm |
| Input wattage | GA5021: 1,050w GA5021C: 1,450w |
| Net weight | GA5021: 2.7-3.9kg GA5021C: 2.9-4.1kg |

GA5021C COMES WITH:
ELECTRONIC CURRENT LIMITER,
ANTI RESTART AND CONSTANT
SPEED CONTROL



GA5021

GA5021C Anti-vibration side handle

STANDARD EQUIPMENT: Side handle, lock nut wrench, abrasive wheel.

180MM ANGLE GRINDERS

180mm Angle Grinder GA7020

| | |
|----------------|-------------|
| Wheel size | 180mm |
| Bore size | 22.23mm |
| Spindle size | M14 x 2mm |
| Wire cup brush | 110mm |
| No load speed | 8,500rpm |
| Input wattage | 2,000w |
| Net weight | 5.56-6.06kg |



GA7020

STANDARD EQUIPMENT: Lock nut wrench, side handle.

180mm Angle Grinder GA7060

| | |
|---------------------|---|
| Wheel Diameter | 180mm |
| Bore Size | 22.23mm |
| Max Wheel Thickness | 6.5mm |
| No Load Speed | 8,500 rpm |
| Input Wattage | 2,000W |
| Net Weight | GA7060: 5.38-5.89kg GA7060R: 5.42-5.93kg |

GA7060R:
SOFT START
ANTI-RESTART FUNCTION



GA7060

GA7060R

STANDARD EQUIPMENT: Side Grip, Lock Nut Wrench.

180mm Angle Grinder GA7062

| | |
|---------------------|---|
| Wheel Diameter | 180mm |
| Bore Size | 22.23mm |
| Max Wheel Thickness | 6.5mm |
| No Load Speed | 8,500 rpm |
| Input Wattage | 2,000W |
| Net Weight | GA7062: 5.51-6.02kg GA7062R: 5.54-6.05kg |

GA7062R:
SOFT START
ANTI-RESTART FUNCTION



GA7062

GA7062R

STANDARD EQUIPMENT: Side grip, lock nut wrench.

180mm Angle Grinder GA7040S01

| | |
|---------------|-------------|
| Wheel size | 180mm |
| Bore size | 22.23mm |
| Spindle size | M14 x 2mm |
| No load speed | 8,500rpm |
| Input wattage | 2,400w |
| Net weight | 6.45-6.95kg |

ROTATABLE REAR HANDLE



GA7040S01 Soft start

STANDARD EQUIPMENT: Lock nut wrench, anti vibration side handle.

180mm Angle Grinder GA7061RX02

| | |
|---------------------|-------------|
| Wheel Diameter | 180mm |
| Bore Size | 22.23mm |
| Max Wheel Thickness | 6.5mm |
| No Load Speed | 8,500 rpm |
| Input Wattage | 2,000W |
| Net Weight | 5.57-6.08kg |

SHOCK ABSORBING SYSTEM
SOFT START
ANTI-RESTART FUNCTION



GA7061RX02

STANDARD EQUIPMENT: Side Grip, Lock Nut Wrench.

180mm Angle Grinder GA7063RX02

| | |
|---------------------|-------------|
| Wheel Diameter | 180mm |
| Bore Size | 22.23mm |
| Max Wheel Thickness | 6.5mm |
| No Load Speed | 8,500 rpm |
| Input Wattage | 2,000W |
| Net Weight | 5.70-6.21kg |

SHOCK ABSORBING SYSTEM
SOFT START
ANTI-RESTART FUNCTION



GA7063RX02

STANDARD EQUIPMENT: Side grip, lock nut wrench.

230MM ANGLE GRINDERS

230mm Angle Grinder GA9020

| | |
|----------------|---|
| Wheel size | 230mm |
| Bore size | 22.23mm |
| Spindle size | M14 x 2mm |
| Wire cup brush | 110mm |
| No load speed | 6,600rpm |
| Input wattage | 2,000w |
| Net weight | GA9020: 5.76-8.05kg GA9020S: 5.85-8.14kg |



GA9020

GA9020S Soft start

GA9020KD Case + Diamond blade

STANDARD EQUIPMENT: Lock nut wrench, side handle.

230mm Angle Grinder GA9062

| | |
|---------------------|---|
| Wheel Diameter | 230mm |
| Bore Size | 22.23mm |
| Max Wheel Thickness | 6.5mm |
| No Load Speed | 6,600 rpm |
| Input Wattage | 2,000W |
| Net Weight | GA9062: 5.61-7.97kg GA9062R: 5.65-8.01kg |

GA9062R:
SOFT START
ANTI-RESTART FUNCTION



GA9062

GA9062R

STANDARD EQUIPMENT: Side grip, lock nut wrench.

230mm Angle Grinder GA9040S

| | |
|---------------|-------------|
| Wheel size | 230mm |
| Bore size | 22.23mm |
| Spindle size | M14 x 2mm |
| No load speed | 6,600rpm |
| Input wattage | 2,400w |
| Net weight | 6.65-8.94kg |

ROTATABLE REAR HANDLE



GA9040S Soft start

STANDARD EQUIPMENT: Lock nut wrench, anti vibration side handle.

230mm Angle Grinder GA9060

| | |
|---------------------|-------------|
| Wheel Diameter | 230mm |
| Bore Size | 22.23mm |
| Max Wheel Thickness | 6.5mm |
| No Load Speed | 6,600rpm |
| Input Wattage | 2,000W |
| Net Weight | 5.50-7.86kg |



GA9060

STANDARD EQUIPMENT: Side Grip, Lock Nut Wrench.

230mm Angle Grinder GA9063RX02

| | |
|---------------------|-------------|
| Wheel Diameter | 230mm |
| Bore Size | 22.23mm |
| Max Wheel Thickness | 6.5mm |
| No Load Speed | 6,600 rpm |
| Input Wattage | 2,000W |
| Net Weight | 5.80-8.16kg |

SHOCK ABSORBING SYSTEM
SOFT START
ANTI-RESTART FUNCTION



GA9063RX02

STANDARD EQUIPMENT: Side grip, lock nut wrench.

230mm Angle Grinder GA9050

| | |
|---------------|-------------|
| Wheel size | 230mm |
| Bore size | 22.23mm |
| Spindle size | M14 x 2mm |
| No load speed | 6,600rpm |
| Input wattage | 2,000w |
| Net weight | 4.64-6.94kg |



GA9050

STANDARD EQUIPMENT: Lock nut wrench, side handle.

DIE GRINDERS / STRAIGHT GRINDERS

| Die Grinder | GD0602 |
|-----------------|-------------|
| Collet capacity | 8mm |
| No load speed | 25000rpm |
| Input wattage | 400w |
| Net weight | 1.41-1.57kg |



GD0602

STANDARD EQUIPMENT: Collet cone, wrench.

| 8mm Die Grinder | GD0801C GD0811C |
|---------------------------------------|---|
| Collet size 3mm, 6mm, 8mm, 1/4", 1/8" | PADDLE SWITCH |
| Max collet size | 8mm |
| Input wattage | 750W |
| No load speed | GD0801C: 7,000 – 29,000rpm GD0811C: 1,800 – 7,000rpm |
| Max dia. of wheel point | GD0801C: 25mm GD0811C: 50mm |
| Net weight | GD0801C: 1.96-1.97kg GD0811C: 1.99-2.0kg |



GD0801C High speed

GD0811C Low speed

STANDARD EQUIPMENT: Wrenches 13mm and 19mm, 6mm collet cone, side handle.

| 125mm Straight Grinder | GS5000 |
|------------------------|-----------|
| Input wattage | 750W |
| No load speed | 5,600 rpm |
| Wheel diameter | 125mm |
| Max thickness | 20mm |
| Bore diameter | 20mm |
| Net weight | 5.0-5.2kg |



GS5000

STANDARD EQUIPMENT: Pin spanner.

| Die Grinder | GD0600 |
|------------------------|-----------------|
| Collet capacity | 6mm |
| No load speed | 25,000rpm |
| Input wattage | 400w |
| Dimensions (l x w x h) | 285 x 74 x 74mm |
| Net weight | 1.71-1.87kg |



GD0600 Paddle switch

STANDARD EQUIPMENT: 2 x 13mm hex wrench, 6mm collet cone.

| Die Grinder | GD0800 GD0810 |
|-----------------|---|
| Collet capacity | 8mm |
| No load speed | GD0810C: 1,800–7,000rpm GD0800C: 7,000–28,000rpm |
| Input wattage | 750w |
| Net weight | GD0800C: 1.88kg GD0810C: 1.90kg |



GD0800C High speed

GD0810C Low speed - 110v only

STANDARD EQUIPMENT: Wrenches 13mm and 19mm, 6mm collet cone.

| 150mm Straight Grinder | GS6000 |
|------------------------|-----------|
| Input wattage | 750W |
| No load speed | 5,600 rpm |
| Wheel diameter | 150mm |
| Max thickness | 20mm |
| Bore diameter | 20mm |
| Net weight | 5.2-5.4kg |



GS6000

STANDARD EQUIPMENT: Pin spanner.

SHEARS / NIBBLERS / METAL CUTTER

| Straight Shear | JS1601 |
|---|----------|
| Max cut in steel 400N/mm ² | 1.6mm |
| Max cut in steel 600N/mm ² | 1.2mm |
| Max cut in steel 800N/mm ² | 0.8mm |
| Max cut in Al ₂ 200N/mm ² | 2.5mm |
| Strokes per min | 4,500spm |
| Input wattage | 380w |
| Net weight | 1.4kg |



JS1601

STANDARD EQUIPMENT: hex wrench, thickness gauge.

| Metal Shear | JS1602 |
|------------------------|-----------|
| Max cutting capacities | |
| Mild steel | 1.6mm |
| Stainless steel | 1.2mm |
| Aluminium | 2.5mm |
| Minimum cutting radius | 30mm |
| No load speed | 4,000 spm |
| Input wattage | 380w |
| Net weight | 1.6kg |



JS1602

STANDARD EQUIPMENT: Hex wrench.

| Metal Nibbler | JN1601 |
|-----------------------------|-------------------|
| Max. cut in mild steel | 1.6mm |
| Max. cut in stainless steel | 1.2mm |
| Min. cutting | Outside Edge 50mm |
| Radius | Inside Edge 45mm |
| Strokes per minute | 2,200spm |
| Input wattage | 550w |
| Net weight | 1.6kg |



JN1601

STANDARD EQUIPMENT: 3mm hex wrench, punch and die set, wrench holder.

| Metal Shear | JS3201 |
|---|-----------|
| Input wattage | 710W |
| No load speed | 1,600 rpm |
| Max cutting capacities | |
| Mild steel (up to 400N/mm ²) | 3.2mm |
| Stainless steel (up to 600N/mm ²) | 2.5mm |
| Stainless steel (up to 800N/mm ²) | 1.5mm |
| Aluminium (up to 200N/mm ²) | 4.0mm |
| Minimum cutting radius | 50mm |
| Net weight | 3.4kg |



JS3201J

STANDARD EQUIPMENT: hex wrench, thickness gauge, shear blade set, carry case.

| Metal Nibbler | JN3201 |
|---|-----------|
| Input wattage | 710W |
| No load speed | 1,300 rpm |
| Max cutting capacities | |
| Mild steel (up to 400N/mm ²) | 3.2mm |
| Stainless steel (up to 600N/mm ²) | 2.5mm |
| Stainless steel (up to 800N/mm ²) | 1.0mm |
| Aluminium (up to 200N/mm ²) | 3.5mm |
| Net weight | 3.4kg |



JN3201J

STANDARD EQUIPMENT: Punch, die, wrench, hex wrench, carry case.

| Metal cutter | 4131 |
|----------------|----------|
| Wheel diameter | 185mm |
| Max. cut | 63mm |
| No load speed | 3,500rpm |
| Input wattage | 1,100w |
| Net weight | 4.8kg |



4131

STANDARD EQUIPMENT: Blade, wrench, goggles.

METAL CUTTING

Aluminium Groove Cutter CA5000XJ

| | |
|---------------|------------------|
| Input Wattage | 1,300W |
| No Load Speed | 2,600 – 6,400rpm |
| Bore Size | 20mm |
| Net Weight | 4.7kg |

| | |
|----------------------------------|-------|
| Cutter Blade Diam (supplied) | 118mm |
| Cutting Capacity with Guide Rail | 11mm |
| Cutting Capacity w/o Guide Rail | 19mm |

| | |
|----------------------------------|-------|
| TCT Blade Diam (Optional) | 165mm |
| Cutting Capacity with Guide Rail | 36mm |
| Cutting Capacity w/o Guide Rail | 41mm |




CA5000XJ
STANDARD EQUIPMENT: Cutter blade, hex wrench, plate complete, carry case.

TCT Cut-off Saw LC1230N

| | |
|----------------|-----------------------------|
| Wheel diameter | 305mm |
| Hole diameter | 25.4mm |
| Max. cut | @ 90° ø115mm @ 45° ø90mm |
| No load speed | 1,300rpm |
| Input wattage | 1,650w |
| Net weight | 19.3kg |

Recommended Wheel: B-23123

MOVING PIVOT POINT REDUCES
LOAD ON THE BLADE.



LC1230N
STANDARD EQUIPMENT: TCT blade, socket wrench.

Abrasive Cut-Off Saw LW1401S

| | |
|---------------------|-------------|
| Wheel Diameter | 355 mm |
| Bore size | 25.4 mm |
| Max Cut. | 127mm |
| Input Wattage | 110v: 1650W |
| Input Wattage | 240v: 2000W |
| Max Wheel Thickness | 3mm |
| No Load Speed | 3,800rpm |
| Net weight | 18.3 kg |

Recommended Wheel: B-10665-5



LW1401S
STANDARD EQUIPMENT: Abrasive wheel, socket wrench.

Abrasive Cut-Off Saw LW1400

| | |
|---------------------|--------------|
| Wheel Diameter | 355mm |
| Bore Size | 25.4mm |
| Max Cut. | 127mm |
| Input Wattage | 110V: 1,650W |
| Input Wattage | 240V: 2,200W |
| Max Wheel Thickness | 3.0mm |
| No Load Speed | 3,800rpm |
| Weight | 18.7kg |

TOOL-LESS BLADE CHANGE
GUIDE ADJUSTMENT

Recommended Wheel: B-10665-5



LW1400
STANDARD EQUIPMENT: Abrasive Wheel.

MIXERS

Paddle Mixer UT2204

| | |
|-------------------|--------|
| Max diameter | 220mm |
| Shaft diameter | 12mm |
| Tool holder shank | M14 |
| No load speed | 550rpm |
| Input wattage | 850w |
| Net weight | 2.7kg |



UT2204
STANDARD EQUIPMENT: Side handle, wrenches.

Paddle Mixer UT1400

| | |
|-------------------|-------------------|
| 110v | 240v |
| Power input | 1050W 1300W |
| Rated speed | 0-560rpm 0-580rpm |
| Tool holder shank | M14 (f) M14 (f) |
| Mixing capacity | 50kg 50kg |
| Max paddle dia | 140mm 140mm |
| Net weight | 5.2Kg 5.2Kg |



UT1400

Paddle Mixer UT1200

| | |
|-------------------|-------------------|
| 110v | 240v |
| Power input | 850W 960W |
| Rated speed | 0-400rpm 0-360rpm |
| Tool holder shank | M14 (f) M14 (f) |
| Mixing capacity | 30kg 30kg |
| Max paddle dia | 120mm 120mm |
| Net weight | 3.2Kg 3.2Kg |



UT1200

Paddle Mixer UT1401

| | |
|-------------------|-------------------|
| 110v | 240v |
| Power input | 1050W 1300W |
| Rated speed (L) | 0-250rpm 0-250rpm |
| Rated speed (H) | 0-450rpm 0-450rpm |
| Tool holder shank | M14 (f) M14 (f) |
| Mixing capacity | 50kg 50kg |
| Max paddle dia | 140mm 140mm |
| Net weight | 5.5Kg 5.5Kg |



UT1401

Paddle Mixer UT1600

| | |
|-------------------|-------------------|
| 110v | 240v |
| Power input | 1500W 1800W |
| Rated speed (L) | 0-210rpm 0-250rpm |
| Rated speed (H) | 0-480rpm 0-580rpm |
| Tool holder shank | M14 (f) M14 (f) |
| Mixing capacity | 80kg 80kg |
| Max paddle dia | 180mm 180mm |
| Net weight | 7.1Kg 7.1Kg |



UT1600

HEAT GUNS / SCREWDRIVERS

| Heat Gun | HG6531CK |
|----------|----------|
|----------|----------|

| | |
|--------------------|---------------|
| Input Wattage 110V | 1,400W |
| Input Wattage 240V | 2,000W |
| Temperature | 50 - 650°C |
| Cooling mode/Temp | 50°C |
| Air Flow | 200-550 l/min |
| Net Weight | 0.71kg |

14x PRE-SET FUNCTION SETTINGS FOR DIFFERENT APPLICATIONS

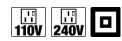


HG6531CK

STANDARD EQUIPMENT: Glass protection nozzle, wide slot nozzle, reflector nozzle, reduction nozzle, overlap welding nozzle, weld nozzle, solder sleeves reflector, pressure roller, carry case.

| Heat Gun | HG5030K |
|----------|---------|
|----------|---------|

| | |
|--------------------|---------------|
| Input Wattage 110V | 1,300W |
| Input Wattage 240V | 1,600W |
| Heat Settings | 2 Settings |
| Temperature 110V | 400-550°C |
| Temperature 240V | 350-500°C |
| Air Flow 110V | 200-400 l/min |
| Air Flow 240V | 300-500 l/min |
| Net Weight | 0.56kg |



HG5030K

STANDARD EQUIPMENT: Glass protection nozzle, reflector nozzle, reduction nozzle, wide slot nozzle, scraper, carry case.

| Auto-feed Screwdriver | 6844 |
|-----------------------|------|
|-----------------------|------|

| | |
|---------------------|------------|
| Max. dry wall screw | 4mm x 75mm |
| Screw range | 45mm-75mm |
| No load speed | 3,000rpm |
| Input wattage | 470w |
| Net weight | 2.1-2.8kg |



6844

STANDARD EQUIPMENT: Carry case, 1 x Phillips 2 bit, 2 x Square head bit, carry case.

| Auto-feed Screwdriver | 6843 |
|-----------------------|------|
|-----------------------|------|

| | |
|---------------------|-------------|
| Max. dry wall screw | 4mm x 55mm |
| Screw range | 25mm - 55mm |
| No load speed | 6,000rpm |
| Input wattage | 470w |
| Net weight | 2.0-2.7kg |



6843

STANDARD EQUIPMENT: Carry case, 3 x Phillips bit, carry case.

| Drywall Screwdriver | FS2300 |
|---------------------|--------|
|---------------------|--------|

| | |
|------------------------------|------------|
| No load speed | 0-2,500rpm |
| Driving shank | ¼" Hex |
| Capacity drywall screw | 5mm |
| Capacity self drilling screw | 6mm |
| Torque | 15/25Nm |
| Input wattage | 570w |
| Net weight | 1.6kg |



SILENT CLUTCH



FS2300

STANDARD EQUIPMENT: Phillips insert bit, magnetic bit holder.

| Drywall Screwdriver | FS6300 |
|---------------------|--------|
|---------------------|--------|

| | |
|------------------------|------------|
| No load speed | 0-6,000rpm |
| Driving shank | ¼" Hex |
| Capacity drywall screw | 4mm |
| Torque | 6/11Nm |
| Input wattage | 570w |
| Net weight | 1.4kg |



SILENT CLUTCH



FS6300

STANDARD EQUIPMENT: Phillips insert bit, magnetic bit holder.

| Torque Adjustable Screwdriver | FS2700 |
|-------------------------------|--------|
|-------------------------------|--------|

| | |
|------------------------------|------------|
| No load speed | 0-2,500rpm |
| Driving shank | ¼" Hex |
| Capacity drywall screw | 6mm |
| Capacity self drilling screw | Hex 6mm |
| Torque | 18-32Nm |
| Input wattage | 570w |
| Net weight | 1.8kg |



TORQUE ADJUSTABLE



FS2700

STANDARD EQUIPMENT: Phillips bit.

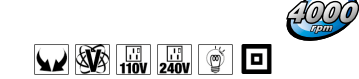
SCREWDRIVERS / IMPACT DRIVER

| Drywall Screwdriver | FS4300 |
|---------------------|--------|
|---------------------|--------|

| | |
|------------------------------|------------|
| No Load Speed | 0-4,000rpm |
| Driving shank | ¼" Hex |
| Capacity drywall screw | 5mm |
| Capacity self drilling screw | 6mm |
| Torque | 10/16Nm |
| Input wattage | 570w |
| Net weight | 1.4kg |



SILENT CLUTCH



FS4300

STANDARD EQUIPMENT: Phillips insert bit, magnetic bit holder.

| Tek Screwdriver | FS2500 |
|-----------------|--------|
|-----------------|--------|

| | |
|------------------------------|------------|
| No load speed | 0-2,500rpm |
| Driving shank | ¼" Hex |
| Capacity drywall screw | 5mm |
| Capacity self drilling screw | 6mm |
| Torque | 17/29Nm |
| Input wattage | 570w |
| Net weight | 1.5kg |



TEK APPLICATIONS



FS2500

STANDARD EQUIPMENT: Magnetic socket bit 5/16"

| T-type Impact Driver | TD0101F |
|----------------------|---------|
|----------------------|---------|

| | |
|-------------------|------------|
| Driving shank | ¼" Hex |
| Machine screw | M4-M8 |
| Standard bolt | M5-M14 |
| High tensile bolt | M5-M10 |
| Max torque | 90Nm |
| No load speed | 0-3500 rpm |
| Impacts per min | 0-3000 bpm |
| Input wattage | 230w |
| Net weight | 0.99kg |




TD0101F

STANDARD EQUIPMENT: Phillips bit.

IMPACT WRENCHES

| ½" Impact Wrench | | 6904 |
|--------------------|--------------------------------|------|
| Bolt range | M10-M16 | |
| High tensile | M10-M12 | |
| Max. socket size | 32mm A/F | |
| Drive | 1/2" Square | |
| Max. torque | 196Nm | |
| Impacts per minute | Hi 0-3,000ipm Lo 0-2,500ipm | |
| No load speed | Hi 0-2,400rpm Lo 0-2,100rpm | |
| Input wattage | 360w | |
| Net weight | 1.8kg | |



FORWARD MAX 196 N.m REVERSE



6904VH

STANDARD EQUIPMENT: 3 x sockets (17 x 39, 21 x 41, 26 x 45), carry case.

| ½" Impact Wrench | | TW0250 |
|--------------------|-----------|--------|
| Drive | ½" square | |
| Standard bolt | M10-M20 | |
| High tensile bolt | M10-M14 | |
| Max torque | 250Nm | |
| Impacts per minute | 0-2300ipm | |
| No load speed | 0-2300rpm | |
| Input wattage | 500w | |
| Net weight | 2.1kg | |




FORWARD MAX 250 N.m REVERSE



TW0250

STANDARD EQUIPMENT: 1 x 24mm socket, carry case.

| 1" Impact Wrench | | TW1000 |
|--------------------|-----------|--------|
| Bolt range | M24-M30 | |
| High tensile | M22-M24 | |
| Max. socket size | 41mm A/F | |
| Drive | 1" Square | |
| Max. torque | 1,000Nm | |
| Impacts per minute | 1,500ipm | |
| No load speed | 1,400rpm | |
| Input wattage | 1,200w | |
| Net weight | 8.8kg | |




FORWARD MAX 1000 N.m REVERSE



TW1000

STANDARD EQUIPMENT: Side handle, 1 x 41mm socket, carry case.

| ½" Impact Wrench | | TW0200 |
|--------------------|-------------|--------|
| Bolt range | M10-M16 | |
| Max. socket size | 32mm A/F | |
| Drive | 1/2" Square | |
| Max. torque | 200Nm | |
| Impacts per minute | 0-2,200ipm | |
| No load speed | 0-2,200rpm | |
| Input wattage | 380w | |
| Net weight | 2.1kg | |




FORWARD MAX 200 N.m REVERSE



TW0200

STANDARD EQUIPMENT: 3 x socket, carry case.

| ½" Impact Wrench | | TW0350 |
|--------------------|-----------|--------|
| Bolt range | M12-M22 | |
| Max. socket size | 32mm A/F | |
| Drive | ½" Square | |
| Max. torque | 350Nm | |
| Impacts per minute | 2,000ipm | |
| No load speed | 2,000rpm | |
| Input wattage | 400w | |
| Net weight | 3.0kg | |




FORWARD MAX 350 N.m REVERSE



TW0350

STANDARD EQUIPMENT: 1 x 24mm socket, carry case.

| ¾" Impact Wrench | | 6906 |
|--------------------|-----------|------|
| Bolt range | M16-M22 | |
| Max. socket size | 36mm A/F | |
| Drive | ¾" Square | |
| Max. torque | 588Nm | |
| Impacts per minute | 1,600ipm | |
| No load speed | 1,500rpm | |
| Input wattage | 650w | |
| Net weight | 5.6kg | |



FORWARD MAX 588 N.m REVERSE



6906

STANDARD EQUIPMENT: 1 x socket (32 x 56), 4mm hex wrench, side handle, carry case.

JIGSAWS

| Jigsaw - Orbital Action | | 4329 |
|-------------------------|--------------|------|
| Max. in steel | 6mm | |
| Max. in wood | 65mm | |
| Length of stroke | 18mm | |
| Strokes per minute | 500-3,100spm | |
| Input wattage | 450W | |
| Net weight | 1.9kg | |




4329

STANDARD EQUIPMENT: Blade, hex wrench.

| Jigsaw - Orbital Action | | 4350 |
|-------------------------|--------------|------|
| Max. cut in wood | 135mm | |
| Max. cut in steel | 10mm | |
| Length of stroke | 26mm | |
| Strokes per minute | 800-2,800spm | |
| Input wattage | 720W | |
| Net weight | 2.7kg | |




4350CT

4350FCT Light

STANDARD EQUIPMENT: Assorted blade, hex wrench, anti splintering device, cover plate, dust nozzle, carry case.

| Jigsaw - Orbital Action | | JV0600 |
|-------------------------|--------------|--------|
| Max in steel | 10mm | |
| Max in wood | 90mm | |
| Max in aluminium | 20mm | |
| Length of stroke | 23mm | |
| Strokes per minute | 500-3,100spm | |
| Input wattage | 650w | |
| Net weight | 2.4kg | |




JV0600K

STANDARD EQUIPMENT: Blade, hex wrench, carry case.

| Jigsaw - Orbital Action | | 4351 |
|-------------------------|--------------|------|
| Max. cut in wood | 135mm | |
| Max. cut in steel | 10mm | |
| Length of stroke | 26mm | |
| Strokes per minute | 800-2,800spm | |
| Input wattage | 720W | |
| Net weight | 2.6kg | |




4351FCT

STANDARD EQUIPMENT: Assorted blade, hex wrench, anti splintering device, cover plate, dust nozzle, carry case.

ACCESSORIES: JIGSAW BLADES

B-44410



B-44426



B-48527



Part No.

B-44410

B-44426

B-48527

Description

10pc Set: 2x B-10S, 2x B-16, 2x B-13, 2x B-23, 2x B-22

10pc Set: 4x B-50, 2x B-51, 2x B-52, 2x B-53

5pc Set: 2x B-50, 1x B-51, 1x B-52, 1x B-53

To see the full range of jigsaw blades visit www.makita.com

RECIPROCATING SAWS

Reciprocating Saw

JR3051TK

| | |
|--------------------|--------------|
| Max. Cut in Wood | 255mm |
| Max. Cut in Pipe | Ø 130mm |
| Strokes per Minute | 0 – 3,000spm |
| Length of Stroke | 30mm |
| Net Weight | 3.2 – 3.3kg |



JR3051TK

STANDARD EQUIPMENT: Blades, carry case.

Reciprocating Saw

JR3060

| | |
|--------------------|------------------------|
| Max. cut in pipe | 130mm |
| Max. cut in wood | 255mm |
| Length of stroke | 32mm |
| Vibration | 23.5m/sec ² |
| Strokes per minute | 0-2,800spm |
| Input wattage | 1,250W |
| Net weight | 4.4kg |

ORBITAL ACTION



JR3060T/2 240V

STANDARD EQUIPMENT: Blades, carry case.

Reciprocating Saw

JR3061T

| | |
|--------------------|------------|
| Input Wattage | 1,250W |
| Max. Cut in Wood | 255mm |
| Max. Cut in Pipe | 130mmØ |
| Strokes per Minute | 0-3,000spm |
| Length of Stroke | 32mm |
| Net Weight | 3.8kg |



JR3061T

STANDARD EQUIPMENT: Blades.

AVT Reciprocating Saw

JR3070

| | |
|--------------------|------------------------|
| Max. cut in pipe | 130mm |
| Max. cut in wood | 255mm |
| Length of stroke | 32mm |
| Strokes per minute | 0-2,800spm |
| Input wattage | 1,510W |
| Vibration | 8.5 m/sec ² |
| Net weight | 4.6kg |

ULTRA-LOW VIBRATION
8.5 m/sec²
EN60745



ORBITAL ACTION



JR3070CT

STANDARD EQUIPMENT: Blades, carry case.

AVT
ANTI VIBRATION TECHNOLOGY

BISCUIT JOINTER / CIRCULAR SAWS

Biscuit Jointer

PJ7000

| | |
|-----------------|-----------|
| Blade diameter | 100mm |
| Blade thickness | 4mm |
| Hole diameter | 22mm |
| No load speed | 11,000rpm |
| Input wattage | 700W |
| Net weight | 2.8kg |



PJ7000

STANDARD EQUIPMENT: Cutter blade 100-4 x1, angle guide, lock nut wrench, set plate, dust bag, carry case.



165mm Plunge Cut Saw

SP6000J

| | |
|----------------|----------------|
| Blade diameter | Ø165mm |
| Bore diameter | 20mm |
| Max. cut @ 90° | 55mm |
| 45° | 39mm |
| Input wattage | 1,300W |
| No load speed | 2,000-5,800rpm |
| Net weight | 4.1kg |



Recommended Blade: B-09298



SP6000J

STANDARD EQUIPMENT: Carbide-tipped saw blade, hex wrench, carry case.

165mm Circular Saw

HS6601

| | |
|--------------------------|----------|
| Blade Diameter | Ø165mm |
| Bore Size | 20mm |
| No Load Speed | 5,200rpm |
| Max Cutting Capacity 0° | 54.5mm |
| Max Cutting Capacity 45° | 37.5mm |
| Input Wattage | 1,050W |
| Net Weight | 3.4kg |



Recommended Blade: B-08159



HS6601

STANDARD EQUIPMENT: Dust nozzle, guide rule, TCT saw blade, hex wrench.

190mm Circular Saw

HS7611J

| | |
|--------------------------|----------|
| Input Wattage | 1,600W |
| Blade Diameter | 190mm |
| Bore Diameter | 30mm |
| No Load Speed | 5,500rpm |
| Max Cutting Capacity 0° | 65mm |
| Max Cutting Capacity 45° | 45mm |
| Net Weight | 3.9kg |



Recommended Blade B-07967



HS7611J

STANDARD EQUIPMENT: TCT Saw blade, rip fence (guide rule), hex wrench, dust nozzle, carry case

190mm Circular Saw

HS7100

| | |
|----------------|-----------|
| Blade diameter | Ø190mm |
| Bore diameter | 30mm |
| Max cut @ 90° | 67mm |
| Max cut @ 45° | 48.5mm |
| Max cut @ 50° | 43.5mm |
| Input wattage | 1,400W |
| No load Speed | 5,500 rpm |
| Net weight | 3.7kg |



COMPACT AND LIGHTWEIGHT

Recommended Blade: B-08224



HS7100

STANDARD EQUIPMENT: Rip fence, Hex wrench, TCT saw blade, dust nozzle.

CIRCULAR SAWS

190mm Circular SawHS7601J

| | |
|----------------|----------|
| Blade diameter | 190mm |
| Bore Diameter | 30mm |
| Max Cut @ 0° | 66mm |
| Max Cut @ 45° | 46mm |
| Input Wattage | 1,200w |
| No Load Speed | 5,200rpm |
| Net weight | 3.8kg |



Recommended Blade: B-07967



HS7601J
STANDARD EQUIPMENT: TCT saw blade, hex wrench, rip fence (guide rule), dust nozzle, carry case.

210mm Circular Saw5008MG

| | |
|----------------|-------------|
| Blade diameter | 210mm |
| Bore diameter | 30mm |
| Max cut @ 0° | 75.5mm (3") |
| Max cut @ 45° | 57mm (2¼") |
| Max cut @ 50° | 51.5mm (2") |
| Input wattage | 1,800W 240v |
| | 1,570W 110v |
| No load speed | 5,200rpm |
| Net weight | 4.8kg |



Recommended Blade: B-08377



3" Depth of Cut

5008MGJ 240v
5008MGAJ Electric Brake 110v
STANDARD EQUIPMENT: Rip fence, Hex wrench, TCT saw blade, carry case.

270mm Circular SawHS0600

| | |
|----------------|-----------|
| Blade Diameter | 270mm |
| Bore Diameter | 30mm |
| Max Cut @ 0° | 101mm |
| Max Cut @ 45° | 71mm |
| Max Cut @ 50° | 63mm |
| No Load Speed | 4,300 rpm |
| Net Weight | 6.9kg |



Recommended Blade: B-12859



HS0600
STANDARD EQUIPMENT: TCT Saw blade, Dust Nozzle, Rip fence (guide rule), hex wrench.

190mm Circular Saw5017RKB

| | |
|----------------|----------|
| Blade diameter | 190mm |
| Bore diameter | 30mm |
| Max. cut @ 90° | 66mm |
| Max. cut @ 45° | 46mm |
| Input wattage | 1,400w |
| No load speed | 4,800rpm |
| Net weight | 5.5kg |



DUSTLESS

Recommended Blade: B-08355



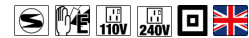
5017RKB/1
STANDARD EQUIPMENT: Carbide-tipped saw blade, rip fence (guide rule), hex wrench.

235mm Circular Saw5903

| | |
|----------------|----------|
| Blade diameter | 235mm |
| Bore diameter | 30mm |
| Max. cut @ 90° | 85mm |
| Max. cut @ 45° | 64mm |
| Input wattage | 1,550w |
| No load speed | 4,500rpm |
| Net weight | 7.2kg |



Recommended Blade: B-08399



5903R 110V Only
5903RK 110V & 240V + Case
STANDARD EQUIPMENT: Carbide-tipped saw blade, rip fence (guide rule), hex wrench. 5903RK only: carry case.

355mm Circular Saw5143

| | |
|----------------|----------|
| Blade diameter | 355mm |
| Bore diameter | 30mm |
| Max. cut @ 90° | 130mm |
| Max. cut @ 45° | 90mm |
| Input wattage | 2,200w |
| No load speed | 2,700rpm |
| Net weight | 12.5kg |



Recommended Blade: B-08545



5143R Safety clutch
STANDARD EQUIPMENT: Carbide-tipped saw blade, rip fence (guide rule), hex wrench.

TABLE SAWS

Flip Over SawLF1000

| | | |
|--------------------|---------|-----------------------------|
| Blade diameter | 260mm | • Soft start |
| Bore size | 30mm | • Electronic brake |
| Depth of cut @ 90° | 70mm | • Constant speed under load |
| Depth of cut @ 45° | 48mm | • Table size 500 x 560mm |
| No load speed | 2700rpm | • Aluminum cast base |
| Input | 1650w | |
| Net weight | 36kg | |

Recommended Blade: B-09020

| Capacity as a table saw | |
|-------------------------|------|
| 90° | 70mm |
| 45° | 48mm |

| Capacity as a mitre saw | | |
|-------------------------|-----------------------------|------------|
| Mitre angle | Bevel angle | |
| | 90° | 45°(left) |
| 90° | 20 x 210mm or 68 x 155mm | 50 x 150mm |
| 45° Left/right | 68 x 95mm | |



LF1000
STANDARD EQUIPMENT: TCT blade, rip fence, bevel guide, push stick, blade guard, dust cover, dust bag, wrench.

Table Saw2704N

| | | |
|--------------------|---------------|--|
| TCT blade diameter | 260mm | • High rigidity delivers accurate cutting |
| Bore diameter | 30mm | • Telescopic guide rail on which the rip fence slides along. |
| Size | W L | • Capacity to rip 8ft x 4ft sheet |
| Main table | 625mm 567mm | • Electronic soft start and anti-restart. |
| With sub table | 1050mm 1060mm | • Electronic brake. |
| No load speed | 4,800rpm | • Powerful 1,650 watt motor. |
| Input | 1650w | |
| Net weight | 35.6-37.3kg | |

Recommended Blade: B-05072



| Cutting angle | Depth |
|----------------|----------------|
| 90° | 93mm |
| 45° | 64mm |
| Angle settings | -0.5° to 45.5° |



2704N
2704NX1 + Stand 194093-8
STANDARD EQUIPMENT: TCT blade, rip fence, push stick, bevel guide rule, 22mm wrench, 19mm offset wrench.

TABLE SAWS / MITRE SAWS

MITRE SAWS

Table SawMLT100N

| | | |
|----------------|---------|-------|
| Blade diameter | 260mm | |
| Bore diameter | 30mm | |
| Size | W | L |
| Main table | 610mm | 590mm |
| With sub table | 760mm | 790mm |
| No load speed | 4500rpm | |
| Input wattage | 1500w | |
| Net weight | 34.1kg | |

| | |
|----------------|-------|
| Cutting angle | Depth |
| 90° | 93mm |
| 45° | 64mm |
| Angle settings | 0-45° |

Recommended Blade: B-05072



MLT100N
MLT100NX1 + Stand JM27000300
STANDARD EQUIPMENT: TCT blade, rip fence, push stick, mitre gauge, wrenches, triangular rule.



315mm Site Saw2712

| | | |
|--------------------------|--------------|-------|
| Blade diameter | 315mm | |
| Bore diameter | 30mm | |
| Size | W | L |
| Main table | 550mm | 800mm |
| Rear extension | 400mm | 800mm |
| Input wattage | 240v: 2,000W | |
| | 110v: 1,650W | |
| No load speed @ 50 Hz | 2,950rpm | |
| Bevel cutting capacity | 0 to 45° | |
| Cutting capacity @ 90° | 85mm | |
| Cutting ccapacity at 45° | 58mm | |
| Max cutting width | 250mm | |
| Net weight | 54kg | |

| | |
|----------------|-------|
| Cutting angle | Depth |
| 90° | 85mm |
| 45° | 58mm |
| Angle settings | 0-45° |

Recommended Blade: JM27170001

2712
STANDARD EQUIPMENT: TCT blade, rip fence, push stick, push block, wrench, extension table.



305mm Table / Mitre SawLH1201FL

| | | |
|--------------------|----------|--|
| Blade diameter | 305mm | |
| Bore diameter | 30mm | |
| No load speed | 3,800rpm | |
| Table saw capacity | 52mm | |
| Input wattage | 1,650w | |
| Net weight | 20.9kg | |

| | | |
|-------------|-------------|------------|
| Mitre Angle | Bevel Angle | |
| | 0° | 45° (left) |
| 0° | 95x155mm | 64x155mm |
| | 62x200mm | 40x125mm |
| | 95x110mm | 64x65mm |
| 45° (left) | 62x135mm | 40x125mm |
| | 95x110mm | 40x135mm |
| 45° (right) | 62x135mm | |

Recommended Blade: B-08997



LH1201FL
STANDARD EQUIPMENT: TCT Saw blade, vertical vice, dust bag, rip fence, ring, triangular rule, push stick, blade cover, socket wrench, holder set.



260mm Table / Mitre SawLH1040

| | | |
|-----------------|----------|--|
| Blade diameter | 260mm | |
| Bore diameter | 30/25mm | |
| Max mitre range | 45°-52° | |
| Max bevel range | 45°-0° | |
| Max table cut | 40mm | |
| No load speed | 4,800rpm | |
| Input wattage | 1,650w | |
| Net weight | 14.3kg | |

| | | |
|-------------|-------------|----------|
| Mitre Angle | Bevel Angle | |
| | 45° (left) | 90° |
| 90° | 35x130mm | 69x130mm |
| 45° (left) | 35x65mm | 69x85mm |
| 52° (right) | 35x91mm | 69x85mm |

Recommended Blade: B-09020



LH1040
STANDARD EQUIPMENT: TCT blade, holder, triangular rule, push stick, socket wrench, dust bag.



255mm Mitre SawMLS100N

| | | |
|-----------------|--------------------|--|
| Blade diameter | 255mm | |
| Bore diameter | 30mm | |
| Max mitre range | 45° left and right | |
| No load speed | 4,200rpm | |
| Input wattage | 1,500w | |
| Net weight | 14.7kg | |

| | | |
|-------------|-------------|------------|
| Mitre Angle | Bevel Angle | |
| | 90° | 45° (left) |
| 90° | 75x130mm | 75x120mm |
| 45° | 75x120mm | 45x90mm |

Recommended Blade: B-08888



MLS100N
STANDARD EQUIPMENT: Blade, dust bag, holders, vertical vice, triangular rule, spanner.



260mm Mitre SawLS1040N

| | | |
|-----------------|----------|--|
| Blade diameter | 260mm | |
| Bore diameter | 30/25mm | |
| Max mitre range | 45°-52° | |
| Input wattage | 1,650w | |
| No load speed | 4,600rpm | |
| Net weight | 12.4kg | |

| | | |
|---------------------|-------------|-----------|
| Mitre Angle | Bevel Angle | |
| | 45° (left) | 90° |
| 90° | 48x95mm | 90.5x95mm |
| | 35x130mm | 69x130mm |
| | 48x67mm | 90.5x67mm |
| 45° (left or right) | 35x92mm | 69x92mm |

Recommended Blade: B-08925



LS1040N
STANDARD EQUIPMENT: Vertical vice, dust bag, holders, triangular rule.



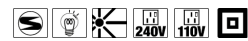
SLIDE COMPOUND MITRE SAWS

216mm Slide Compound Mitre Saw

LS0815FLN

| | | | | |
|--------------------|----------|------------------|------------|------------|
| Input wattage | 1,400W | Bevel Angle | | |
| No load speed | 5,000rpm | Mitre Angle | | |
| Saw blade diameter | 216mm | 0° | 45° (left) | 5° (right) |
| Bore | 30mm | 0° | 65x305mm | 50x305mm |
| Power supply cord | 2.5m | 45° (left/right) | 65x215mm | 50x215mm |
| Net weight | 14.1kg | 60° (right) | 65x150mm | |

Recommended Blade: B-39506



LS0815FLN
STANDARD EQUIPMENT: Vertical vice, dust bag, socket wrench, holder, triangular rule, TCT blade, hex wrench.

190mm Slide Compound Mitre Saw

LS0714N

| | | | | |
|-----------------|-----------------|---------------------|----------|----------|
| Blade diameter | 190mm | Bevel Angle | | |
| Bore diameter | 20mm | Mitre Angle | | |
| Max mitre range | 57° to 47° | 45° (left) | 90° | |
| Max bevel range | 45° to -5° | 90° | 42x265mm | 52x300mm |
| No load speed | 6,000rpm | 45° left / 5° right | 40x212mm | 52x212mm |
| Input wattage | 1,010w | 57° (right) | | 52x163mm |
| Net weight | LS0714: 13.1kg | | | |
| | LS0714L: 13.5kg | | | |

WEIGHTS SHOWN DON'T INCLUDE TABLE
Recommended Blade: B-08894
Stand: P-35396



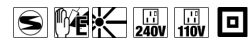
LS0714N
LS0714LN Laser
STANDARD EQUIPMENT: Vertical vice, dust bag, socket wrench, holder, triangular rule, 2 x lock-off button, TCT blade, kerf block.

260mm Slide Compound Mitre Saw

LS1018LN

| | | | | |
|-----------------|------------|-------------|----------|-------------|
| Blade diameter | 260mm | Bevel Angle | | |
| Bore diameter | 30mm | Mitre Angle | | |
| Max mitre range | 60° to 47° | 45° (left) | 90° | 45° (right) |
| Max bevel range | 45° to 45° | 90° | 50x310mm | 91x310mm |
| No load speed | 4,300rpm | 45° (left) | 50x200mm | 91x220mm |
| Input wattage | 1,430w | 45° (right) | 50x220mm | 91x220mm |
| Net weight | 20.6kg | 60° (right) | | 91x153mm |

Recommended Blade: B-08707



LS1018LN
STANDARD EQUIPMENT: Vertical vice, dust bag, socket wrench, holder, triangular rule, 2 x lock-off button, TCT blade, kerf block.

260mm Slide Compound Mitre Saw

LS1019

| | | |
|-----------------|------------------|--|
| Input Wattage | 1,510W | |
| Blade Diameter | 260mm | |
| Bore Diameter | 30mm | |
| No Load Speed | 3,200rpm | |
| Max Mitre Range | 60° to 60° (L-R) | |
| Max Bevel Range | 48° to 48° (L-R) | |
| Net Weight | LS1019: 26.1kg | |
| | LS1019L: 26.3kg | |
| | | |
| | | |

CAN BE PLACED AGAINST A WALL



Recommended Blade B-64624

| | | | | |
|----------------------|--|-------------|----------|-------------|
| | | Bevel Angle | | |
| Mitre Angle | | 45° (left) | 0° | 45° (right) |
| 0° | | 42x310mm | 68x310mm | 29x305mm |
| | | 58x279mm | 91x279mm | 43x279mm |
| 45° (left and right) | | 42x218mm | 68x218mm | 29x215mm |
| | | 58x197mm | 91x197mm | 43x197mm |
| 60° (right) | | | 68x155mm | |
| | | | 91x139mm | |



4 1/2" max depth of cut

LS1019
LS1019L Laser
STANDARD EQUIPMENT: TCT Saw blade, dust bag, triangular rule, vertical vice, hex wrench.

305mm Slide Compound Mitre Saw

LS1219

| | | |
|-----------------|------------------|--|
| Input Wattage | 110V: 1,450W | |
| | 240V: 1,800W | |
| Blade Diameter | 305mm | |
| Bore Diameter | 30mm | |
| No Load Speed | 3,200rpm | |
| Max Mitre Range | 60° to 60° (L-R) | |
| Max Bevel Range | 48° to 48° (L-R) | |
| Net Weight | LS1219: 29.3kg | |
| | LS1219L: 29.5kg | |
| | | |

CAN BE PLACED AGAINST A WALL



Recommended Blade B-67256

| | | | | |
|----------------------|--|-------------|-----------|-------------|
| | | Bevel Angle | | |
| Mitre Angle | | 45° (left) | 0° | 45° (right) |
| 0° | | 61x382mm | 92x382mm | 44x382mm |
| | | 71x363mm | 107x363mm | 54x363mm |
| 45° (left and right) | | 61x268mm | 92x268mm | 44x268mm |
| | | 71x255mm | 107x255mm | 54x255mm |
| 60° (right) | | | 92x185mm | |
| | | | 107x178mm | |



6 1/2" max depth of cut

LS1219
LS1219L Laser
STANDARD EQUIPMENT: TCT saw blade, dust bag, triangular rule, vertical vice, hex wrench.

ACCESSORIES: MITRE SAW STAND WST07

WST07
- Tool-less installation & removal of mitre saw
- Max extension 3,830mm
- Weight 18kg
- Supports up to 225kg
- Compatible with Makita cordless mitre saws (except models DLS600, LH1040/F & LH1201FL)



To see the full range of mitre saw accessories visit www.makita.com

BAND SAW / MULTI-TOOL

MULTI-TOOL

Band Saw LB1200F

| | |
|--------------------|----------------------------------|
| Cutting speed | High: 13.3m/sec Low: 6.7m/sec |
| Cutting capacities | Height: 165mm Width: 305mm |
| Blade size | 2240mm / 6, 13 and 16mm |
| Speed control | 2 speeds |
| Table tilt range | 2°- to 45°+ |
| Table size | 560 x 400mm |
| Table height | 1m |
| Wattage | 900w |
| Net weight | 82kg inc stand |




LB1200F
STANDARD EQUIPMENT: Rip fence, push stick, stand, hex wrenches, 4 x blades (13mm wood, 16mm wood, 16mm metal, 6mm scrolling).

Multi-Tool TM3000C

| | |
|----------------------|--------------|
| Input wattage | 320W |
| Oscillations per min | 6,000-20,000 |
| Oscillation angle | 3.2° |
| Net weight | 1.4-1.5kg |

ANTI-RESTART



TM3000C Tool only
STANDARD EQUIPMENT: Hex wrench.



Multi-Tool TM3010CK

| | |
|-------------------------|----------------|
| Input Wattage | 320W |
| Oscillations per minute | 6,000 – 20,000 |
| Oscillation angle | 3.2° |
| Net weight | 1.6-1.7kg |

TOOL-LESS BLADE CHANGE



TM3010CK
STANDARD EQUIPMENT: Carry case.



Multi-Tool Kit TM3000CX4

| | | | |
|----------------------|--------------|------------------------|---------|
| Input wattage | 320W | Sanding Pad | B-21537 |
| Oscillations per min | 6,000-20,000 | 60 grit wood x10 | B-21624 |
| Oscillation angle | 3.2° | 80 grit wood x10 | B-21630 |
| Net weight | 1.4-1.5kg | 100 grit wood x10 | B-22947 |
| | | 150 grit wood x10 | B-22953 |
| | | 240 grit wood x10 | B-21668 |
| | | 10mm plunge cut saw x3 | B-21434 |
| | | 28mm plunge cut saw x1 | B-21353 |
| | | 85mm segment saw x1 | B-21325 |

ANTI-RESTART



TM3000CX4
STANDARD EQUIPMENT: Carry case, hex wrench, dust extraction attachment, accessories.



Multi-Tool Kit TM3000CX3

| | | | |
|----------------------|--------------|-------------------|---------|
| Input wattage | 320W | Sanding Pad | B-21537 |
| Oscillations per min | 6,000-20,000 | 60 grit wood x10 | B-21624 |
| Oscillation angle | 3.2° | 80 grit wood x10 | B-21630 |
| Net weight | 1.4-1.5kg | 100 grit wood x10 | B-22947 |
| | | 150 grit wood x10 | B-22953 |
| | | 240 grit wood x10 | B-21668 |
| | | 85mm seg blade | B-21325 |
| | | 85mm seg blade | B-21331 |
| | | 28mm PI C blade | B-21353 |
| | | 32mm PI C blade | B-21369 |
| | | 32mm PI C blade | B-21381 |
| | | 20mm PI C blade | B-21428 |
| | | 10mm PI C blade | B-21434 |
| | | 52mm scraper | B-21456 |
| | | 85mm RIFF blade | B-21490 |
| | | 65mm RIFF blade | B-21509 |

ANTI-RESTART



TM3000CX3
STANDARD EQUIPMENT: Carry case, hex wrench, dust extraction attachment, accessories.



ACCESSORIES: MULTI-TOOL BLADES

| | | | |
|--|---|----------------|----------------|
| <p>B-67480</p> | <p>B-67496</p> | <p>B-67505</p> | <p>B-67511</p> |
| <p>Part No. B-67496 B-67505 B-67480 B-67511</p> | <p>Description Tile Set: TMA058, TMA065, TMA069, TMA073 Floor Set: TMA045, TMA048, TMA051, TMA066 Plunge Cut Set: TMA045, TMA047, TMA053, TMA058 Carpentry Set: TMA045, TMA047, TMA053, TMA078</p> | | |

To see the full range of multi-tool blades visit www.makitaauk.com

BELT SANDERS

30mm Multi-Purpose Sander

9031

| | |
|---------------|----------------|
| Belt size | 30 x 533mm |
| Belt speed | 200-1,000m/min |
| Input wattage | 550w |
| Net weight | 2.1kg |



9031 Belt size 30 x 533mm

STANDARD EQUIPMENT: 10 x Abrasive belts, side handle.

Filing Sander

9032

| | | |
|---------------|----------------|--|
| Belt size | 9 x 533mm | 6MM AND 13MM ACCESSORIES ARE ALSO AVAILABLE |
| Belt speed | 300-1,700m/min | |
| Input wattage | 500w | |
| Net weight | 1.6kg | |



9032 Belt size 9 x 533mm

STANDARD EQUIPMENT: Abrasive belt.

100mm Super Duty Belt Sander

9401

| | |
|---------------|-----------|
| Belt size | 100x610mm |
| Belt speed | 350m/min |
| Input wattage | 1,040w |
| Net weight | 7.2kg |



9401 Belt size 100 x 610mm

STANDARD EQUIPMENT: Carbon plate, dust bag, abrasive belt, step (bench stand).

100mm Super Duty Belt Sander

9403

| | |
|---------------|-----------|
| Belt size | 100x610mm |
| Belt speed | 500m/min |
| Input wattage | 1,200w |
| Net weight | 5.7kg |



9403 Belt size 100 x 610mm

STANDARD EQUIPMENT: Abrasive belt, dust nozzle.

Belt Sander

9903 / 9920
/ 9404

| | |
|--------------|--------------|
| Belt speed | 210-440m/min |
| Power rating | 1010w |
| Net weight | |
| 9903 | 4.3kg |
| 9920 | 4.5kg |
| 9404 | 4.8kg |



9903 Belt size 76 x 533mm

9920/1 Belt size 76 x 610mm

9404 Belt size 100 x 610mm

STANDARD EQUIPMENT: Abrasive belt, cork/carbon pad, dust bag.

3" Belt Sander

9911

| | |
|---------------|-------------|
| Belt size | 76 x 457mm |
| Belt speed | 75-270m/min |
| Input wattage | 650w |
| Net weight | 2.7kg |



9911 Belt size 76 x 457mm

STANDARD EQUIPMENT: Dust bag, abrasive belt.

Palm Sander

BO4555
BO4556

| | |
|-------------------|--|
| Pad size | 112 x 102mm |
| Sheet size | BO4555: 114 x 102mm BO4556: 114 x 140mm |
| Orbit | 1.5mm |
| Orbits per minute | 14,000opm |
| Input wattage | 200w |
| Net weight | 1.1kg |



BO4555 Hook and loop + clamp

BO4556 Clamp only

STANDARD EQUIPMENT: 6 x Abrasive papers, dust bag, punch plate.



1/3 Sheet Orbital Sander

BO3710
BO3711

| | |
|---------------------|--|
| Abrasive paper size | 93 x 228mm |
| Pad size | 92 x 185mm |
| Orbits per minute | BO3710: 11,000opm BO3711: 4,000-11,000opm |
| Strokes per minute | BO3710: 22,000spm BO3711: 8,000-22,000spm |
| Input wattage | 190w |
| Net weight | BO3710: 1.6kg BO3711: 1.6kg |



BO3710

BO3711 Variable speed control

STANDARD EQUIPMENT: Punch plate, dust bag, abrasive paper.

1/2 Sheet Finishing Sander

BO4900

| | |
|------------------------|-------------|
| Pad size | 115 x 229mm |
| Orbits per minute | 10,000opm |
| Abrasive sheet | 115 x 280mm |
| Input wattage | 330w |
| Amount of eccentricity | 2.6mm |
| Net weight | 2.9kg |



BO4900

BO4900V Variable speed control

STANDARD EQUIPMENT: Abrasive paper, dust bag.

1/2 Sheet Orbital Sander

9046

| | |
|------------------------|-------------|
| Pad size | 115 x 229mm |
| Orbits per minute | 6,000opm |
| Abrasive sheet | 115 x 280mm |
| Input wattage | 600w |
| Amount of eccentricity | 5mm |
| Net weight | 3.1kg |



9046

STANDARD EQUIPMENT: Dust bag, 6 x various abrasive papers with pre-punched holes.

Random Orbit Sander

BO6030

| | |
|------------------------|-----------------|
| Orbits per minute | 4,000-10,000opm |
| Pad size | 150mm |
| Input wattage | 310w |
| Amount of eccentricity | 3mm |
| Net weight | 2.4kg |



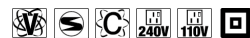
BO6030

STANDARD EQUIPMENT: Hook and loop abrasive disc, rubber pad, wrench, dust bag.

SANDERS

Random Orbit SanderBO6050J

| | |
|------------------------|-----------------|
| Orbits per minute | 1,600-6,800opm |
| Sanding strokes | 3,200-13,600spm |
| Pad size | 150mm |
| Disc size | 150mm |
| Paper fastening | Hook and Loop |
| Amount of eccentricity | 5.5mm |
| Input wattage | 750W |
| Net Weight | 2.6kg |



BO6050J
STANDARD EQUIPMENT: Hook and loop abrasive disc, dust nozzle, side handle, Makpac carry case.

Random Orbit SanderBO5030BO5031

| | |
|------------------------|--|
| Pad size | 123mm |
| Disc size | 125mm |
| Orbits per minute | BO5030: 12,000opm BO5031: 4,000-12,000opm |
| Sanding strokes | BO5030: 24,000spm BO5031: 8,000-24,000spm |
| Amount of eccentricity | 2.8mm |
| Input wattage | 300w |
| Net weight | 1.3kg |



BO5030
BO5031 Variable speed control
STANDARD EQUIPMENT: Cloth dust bag, hook and loop discs.

Random Orbit SanderBO5041

| | |
|------------------------|-----------------|
| Pad size | 123mm |
| Abrasive disc size | 125mm |
| Paper fastening system | Hook and Loop |
| Orbits per min | 4,000-12,000opm |
| Amount of eccentricity | 2.8mm |
| Strokes per min | 8,000-24,000spm |
| Input wattage | 300w |
| Variable speed by dial | Yes |
| Net weight | 1.4kg |



BO5041
STANDARD EQUIPMENT: Front grip, dust bag, abrasive disc.

SANDERS / POLISHERS

125mm Angle SanderSA5040C

| | |
|---------------|----------------|
| Abrasive pad | 125mm |
| No load speed | 2,000-7,800rpm |
| Input wattage | 1,400w |
| Net weight | 2.5-3.7kg |

ANTI-RESTART



SA5040C
STANDARD EQUIPMENT: Front grip, abrasive disc, lock nut wrench.

180mm Angle SanderSA7000

| | |
|---------------|------------|
| Pad size | 180mm |
| Input wattage | 1,600w |
| No load speed | 0-4,000rpm |
| Net weight | 3.5-3.6kg |



SA7000C Constant speed control
STANDARD EQUIPMENT: Rubber pad, side handle, wrench.

180mm Polisher9237CB

| | |
|-----------------|------------------------------|
| Diameter of pad | 180mm |
| Input wattage | 110v: 1,100W 240v: 1,200W |
| No load speed | 0 – 600 / 3,200rpm |
| Net weight | 3.4kg |



9237CB Constant speed control
STANDARD EQUIPMENT: Wool pad, sleeve, hex wrench.

150mm Random Orbit PolisherPO6000C

| | |
|--------------------|--------------|
| Input Wattage | 900W |
| Pad Diameter | 150mm |
| Orbits per Minute | 0-6,800 opm |
| Strokes per Minute | 0-13,600 spm |
| Orbit Diameter | 5.5mm |
| Net Weight | 2.8-3.0kg |

RANDOM ORBIT WITH FORCED ROTATION
AND RANDOM ORBIT MODE

DUST PROTECTION



PO6000C
STANDARD EQUIPMENT: Pad, hex wrench, side handle.

PLANERS

82mm Heavy Duty Planer

KP0810

| | |
|--------------------------|----------------|
| Planing width | 82mm |
| Planing depth (per pass) | 4.0mm |
| Max. rebate depth | 23mm |
| No load speed | 16,000rpm |
| Input wattage | |
| KP0810K | 850w |
| KP0810CK | 1050w |
| Net weight | KP0810 :3.3kg |
| | KP0810C: 3.4kg |



KP0810K Case

KP0810CK Constant speed control

STANDARD EQUIPMENT: 9mm Socket wrench, guide rule, blade gauge, dust bag, carry case.

82mm Heavy Duty Planer

KP0800

| | |
|-------------------|-----------|
| Planing width | 82mm |
| Planing Depth | 2.0mm |
| Max. rebate depth | 9.0mm |
| No load speed | 17,000rpm |
| Cuts per minute | 34,000cpm |
| Input wattage | 620w |
| Net weight | 2.8kg |



KP0800

KP0800K Case

STANDARD EQUIPMENT: Socket wrench, blade gauge assembly, mini carbide blades, plastic carry case (K only).

110mm Heavy Duty Planer

1911

| | |
|--------------------------|-----------|
| Planing width | 110mm |
| Planing depth (per pass) | 2mm |
| Cuts per minute | 32,000cpm |
| No load speed | 16,000rpm |
| Input wattage | 840w |
| Net weight | 4.1kg |



1911B/1

STANDARD EQUIPMENT: Sharpening holder assembly, socket wrench, cutter leveller, 2 x HSS planer blades 110mm, planing fence (guide rule).

THICKNESSER / MORTISER / ROUTER

170mm Heavy Duty Planer

1806

| | |
|--------------------------|-----------|
| Planing width | 170mm |
| Planing depth (per pass) | 2mm |
| Cuts per minute | 30,000cpm |
| No load speed | 16,000rpm |
| Input wattage | 1,200w |
| Net weight | 9.0kg |



1806B

STANDARD EQUIPMENT: Blade gauge assembly, socket wrench, rebate fence (guide rule).

Thicknesser

2012

| | |
|---------------|--------------------|
| Planing width | 304mm |
| Planing depth | 3mm < 150mm wide |
| (per pass) | 1.5mm > 150mm wide |
| Feed rate | 8.5m/min |
| No load speed | 8,500rpm |
| Input wattage | 1,650w |
| Net weight | 27.1-27.6kg |



Stand: 198689-7



2012NB

2012NBX + Stand

STANDARD EQUIPMENT: Wrenches, Magnetic holder, dust extraction hood.

1/4" or 3/8" Plunge Router

RP0900

| | |
|------------------------|--------------|
| No Load Speed | 27,000rpm |
| Collet Capacity | 1/4" or 3/8" |
| Plunge Capacity | 0-35mm |
| Connection to Vacuum | Yes |
| via Optional Accessory | |
| Input wattage | 900w |
| Net weight | 2.7kg |



RP0900X

STANDARD EQUIPMENT: Straight guide, wrench 13mm and 22mm, collet cone 1/4", case, 3 piece bit set, carry case.

312mm Planer

KP312

| | |
|---------------|--------|
| Planing width | 312mm |
| Input wattage | 1,570w |
| Net weight | 18.4kg |
| Planing depth | |
| 0-150mm | 3.5mm |
| 150-240mm | 2.0mm |
| 240-312mm | 1.5mm |



KP312

STANDARD EQUIPMENT: Triangular rule, nozzle, hex wrench.

Chain Mortiser

7104

| | |
|-------------------|--------------|
| Max mortise width | 130mm |
| Max mortise depth | 155mm |
| No load speed | 3,200rpm |
| Input wattage | 110v: 1,050w |
| | 240v: 1,140w |
| Net weight | 17.8-18.2kg |



7104L

STANDARD EQUIPMENT: 16.5mm Chain, wrench, oil vessel.



1/4" Plunge Router (8mm)

RP1110
RP0910

| | |
|---------------------|-----------------|
| Collet capacity | 1/4" |
| Max plunge capacity | 57mm |
| No load speed | |
| RP1110C | 8,000-24,000rpm |
| RP0910 | 27,000rpm |
| Input wattage | |
| RP1110C | 1100w |
| RP0910 | 900w |
| Net weight | |
| RP1110C | 3.4kg |
| RP0910 | 3.3kg |



RP1110C Constant speed + Soft start

RP0910

STANDARD EQUIPMENT: Template guide, straight guide, 1/4" (8mm) collet cone, dust nozzle, wrench x 2.



1/2" Plunge Router

RP1801

| | |
|----------------------|----------|
| Collet capacity | 1/2" |
| Max. plunge capacity | 70mm |
| No load speed | 22000rpm |
| Input wattage | 1650w |
| Net weight | 6.0kg |

FIXED SPEED

**COMES WITH
PRECISION GUIDE**



RP1801X

RP1801XK Case

STANDARD EQUIPMENT: 1/2" collet sleeve, dust nozzle, wrench, straight guide with fine adjuster, carry case.



1/2" Plunge Router

RP2301

| | |
|----------------------|---------------|
| Collet capacity | 1/2" |
| Max. plunge capacity | 70mm |
| No load speed | 9000-22000rpm |
| Input wattage | 2100w |
| Net weight | 6.1kg |

VARIABLE SPEED

**COMES WITH
PRECISION GUIDE**



RP2301FCX

RP2301FCXK Case

STANDARD EQUIPMENT: 1/4" and 1/2" collet sleeve, dust nozzle, wrench, straight guide with fine adjuster, carry case.



Router / Trimmer

RT0700C

| | |
|-----------------|--------------------|
| Collet capacity | 6mm and 8mm (1/4") |
| Plunge capacity | |
| Trimmer base | 0-40mm |
| Plunge base | 0-35mm |
| Input wattage | 710W |
| No load speed | 10,000-30,000rpm |
| Net weight | 1.8-2.7kg |

RT0700CX4

Trimmer base, straight guide, trimmer guide, wrench 13mm, wrench 22mm, template guide, 1/4" 3/8" collet cone.

RT0700CX2

Trimmer base, straight guide, trimmer guide, wrench 13mm, wrench 22mm, template guide, 1/4" 3/8" collet cone, tilt base, plunge base, trimmer guide, collet cone, template guide, dust nozzle set, carry bag.



RT0700CX4

RT0700CX2 +Tilt and plunge base



RT0700C BASE OPTIONS

RT0700CX4 (Bases 1)

RT0700CX2 (Bases 2 & 3)



1) Trimmer Base

- Enlarged opening section of base assembly for excellent bit visibility while maintaining durability.
- Round base assembly for smooth and fast cutting with easy handling.



2) Tilt Base

- Enlarged opening section of base assembly for excellent bit visibility.
- Tilting capacity: -30° to 45°



3) Plunge Base


- Ergonomically contoured knob style handles.
- 3 stage cut depth adjustment.
- Plunge capacity: 0 - 35mm (0 - 1-3/8")
- 195564-8 Guide holder set is needed when using straight guide with the plunge base.

ACCESSORIES: PRO WORKER ROUTER BITS

PRO WORKER



Makita's Proworker router cutter range of TCT and solid carbide cutters aims to provide the market with the 30 best selling cutters for home and industrial use. Manufactured to Industrial quality standards, these router bits, under most conditions, will significantly out perform competitors products.

MADE IN THE UK 

To see the full range of router bits visit www.makita.co.uk

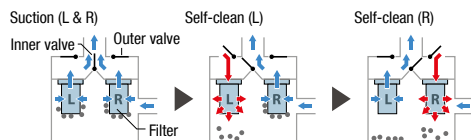
DUST MANAGEMENT

H Class Dust Extractor

VC3211HX1

| | |
|------------------------|-----------------------------|
| Input Wattage | 1,050W |
| Power Take Off Wattage | 110V: 600W 240V : 1,900W |
| Dust Class | H |
| Max Sealed Suction | 22.0kPa |
| Tank Capacity (Dust) | 32L |
| Tank Capacity (Wet) | 27L |
| Max Air Flow | 3.5m³/min |
| Power Supply Cord | 5.0m |
| Weight | 16.9kg |

Automatic self-cleaning filtration system



195440-6: Poly bags 10 pack

195558-3: Filter bags 5 pack

Class H - Removes 99.995% of dust with Limit Value for occupational exposure > 0.005 mg/m³.

Suitable for processes involving mica, china clay, gypsum, wood dust, such as softwood and hardwood and silica dust, such as masonry, concrete.

NOT SUITABLE FOR PROCESSES INVOLVING ASBESTOS



VC3211HX1/1 110v

VC3211HX1/2 240v

STANDARD EQUIPMENT: 3.5m x 28mm hose, 2.5m x 38mm hose, straight pipe, bent pipe, floor nozzle, crevice nozzle, adaptor x2, hose band, cloth dust bag.

M Class Dust Extractor

VC4210M

| | | |
|---------------------|------------|-----------------------------|
| Tank Volume | 42L | VC4210MX/1 |
| Disposal Bag Volume | 30L | 110V WITH POWER TAKE OFF |
| Wet Capacity | 29L | VC4210MX1/1 |
| Input Wattage 110V | 1000W | 110V WITHOUT POWER TAKE OFF |
| Input Wattage 240V | 1200W | VC4210MX/2 |
| Power Take Off 110V | 1750W | 240V WITH POWER TAKE OFF |
| Power Take Off 240V | 1800W | |
| Max Air Flow | 4.5 m³/min | |
| Max Sealed Suction | 25.0 kPa | |
| Net Weight | 16kg | |

W107418355: Poly bags 5 pack

W107418353: Filter bags 5 pack



VC4210MX/1 110v

VC4210MX1/1 110v

VC4210MX/2 240v

STANDARD EQUIPMENT: 32mm x 4m hose, quick coupling adaptor, universal adaptor, cloth bag, poly bag, crevice nozzle.

ACCESSORIES: MAK PAC BRACKET FOR VC4210M



Easily attach any of our Makpac cases or tool boxes to the top of the VC4210M with this practical bracket that is designed to be compact and fit securely on top of the unit.

W107418357



To see the full range of dust extraction accessories visit www.makita.com

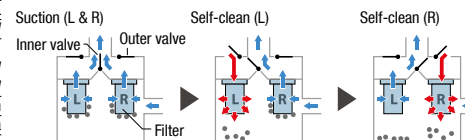
DUST MANAGEMENT

M Class Dust Extractor

VC3211M

| | |
|------------------------|--------------------------|
| Tank capacity (dry) | 32L |
| Tank capacity (wet) | 27L |
| Input wattage | 1,050W |
| Power take off wattage | 240V 1,900W 110V 600W |
| Max airflow | 3.5 m³/min |
| Max sealed suction | 22.0kPa |
| Weight | 16.9kg |

Automatic self-cleaning filtration system



195440-6: Poly bags 10 pack

195558-3: Filter bags 5 pack

Class M - Removes 99.9% of dust with Limit Value for occupational exposure > 0.1 mg/m³.

Suitable for processes involving mica, china clay, gypsum, wood dust, such as softwood and hardwood and silica dust, such as masonry, concrete.



VC3211MX1/1 110v

VC3211MX1/2 240v

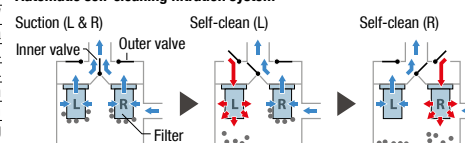
STANDARD EQUIPMENT: 3.5m x 28mm hose, 2.5m x 38mm hose, straight pipe, bent pipe, floor nozzle, crevice nozzle, adaptor x2, hose band.

M Class Dust Extractor

VC2201MX1
VC2211MX1

| | |
|----------------------|------------------------------------|
| Input Wattage | 1,050W |
| Power Take Off | 2211M: 1,900W |
| Max Sealed Suction | 22.0kPa |
| Tank Capacity (Dust) | 22L |
| Tank Capacity (Wet) | 17L |
| Max Air Flow | 3.5m³/min |
| Power Supply Cord | 5.0m |
| Net Weight | VC2201M: 16.0kg VC2211M: 16.3kg |

Automatic self-cleaning filtration system



195440-6: Poly bags 10 pack

Class M - Removes 99.9% of dust with Limit Value for occupational exposure > 0.1 mg/m³.

Suitable for processes involving mica, china clay, gypsum, wood dust, such as softwood and hardwood and silica dust, such as masonry, concrete.



VC2201MX1/1 110 volt

VC2211MX1/2 240 volt

STANDARD EQUIPMENT: 3.5m x 28mm hose, dust bag, 2.5m x 38mm hose, straight pipe, bent pipe, floor nozzle, crevice nozzle, adaptor x2.

M Class Dust Extractor

VC3012M

| | | |
|---------------------|--------------------------------------|---|
| Tank Volume | 30L | Class M - Removes 99.9% of dust with Limit Value for occupational exposure > 0.1 mg/m³. |
| Disposal Bag Volume | 23.5L | |
| Wet Capacity | 19L | |
| Input Wattage | 110V: 1000W 240V: 1200W | |
| Power Take Off | 240V: 1800W | |
| Max Air Flow | 110V: 3.2 m³/min 240V: 3.7 m³/min | Suitable for processes involving mica, china clay, gypsum, wood dust, such as softwood and hardwood and silica dust, such as masonry, concrete. |
| Max Sealed Suction | 110V: 23.0 kPa 240V: 25.0 kPa | |
| Net Weight | 10kg | |

P-70297: Disposal bags 5 pack

P-70194: Filter bags 5 pack



VC3012M/1 110 volt

VC3012M/2 240 volt

STANDARD EQUIPMENT: 4.0m x 32mm hose, adaptor x2, cloth bag, poly bag, power tool box, crevice nozzle.



These units are not suitable for the collection of asbestos, carcinogenic dusts or dusts contaminated with carcinogens and/or pathogens or explosive materials.

LINK AWS BLUETOOTH TOOLS TO ANY DUST EXTRACTOR

Wirelessly connect your cordless Makita AWS tool to activate your dust extractor each time you pull the trigger. Use the WUT02U AWS Bluetooth adaptor with any dust extractor equipped with power take off and auto start.

The WUT02U adaptor is available for both the 110v and 240v dust extractors:

199804-6 - 240v

191A40-6 - 110v



AWS



DUST MANAGEMENT

L Class Dust Extractor

VC3011L

| | | |
|----------------------|-------------|---|
| Tank volume | 30L | Class L – Removes 99.0% of dust with Limit Value for occupational exposure > 1.0 mg/m³. |
| Disposal bag volume | 28L | |
| Wet capacity | 23L | Suitable for processes involving mica, china clay, gypsum. |
| Input wattage | 1,000W | |
| Power take off | 240v: 2000W | |
| Max air flow | 3.6 m³/min | |
| Max sealed suction | 21.0kPa | |
| Sound pressure level | 72 dB(A) | |
| Net weight | 11kg | |

P-70297: Disposal bags 5 pack

P-72899: Filter bags 5 pack



VC3011L/1 110 volt

VC3011L/2 240 volt

STANDARD EQUIPMENT: 3.5m x 35mm hose, heavy duty pet filter, cloth bag, poly bag, universal nozzle, floor nozzle, crevice nozzle, adaptor x3, straight pipe x2, tool box.



L Class Dust Extractor

VC2512L

| | | |
|----------------------|------------|---|
| Tank volume | 25L | Class L – Removes 99.0% of dust with Limit Value for occupational exposure > 1.0 mg/m³. |
| Disposal bag volume | 23L | |
| Wet capacity | 18L | Suitable for processes involving mica, china clay, gypsum. |
| Input wattage | 1,000W | |
| Max air flow | 3.6 m³/min | |
| Max sealed suction | 21.0kPa | |
| Sound pressure level | 72 dB(A) | |
| Net weight | 7kg | |

WITHOUT POWER TAKE OFF

P-70297: Disposal bags 5 pack

P-72899: Filter bags 5 pack



VC2512L/2 240 volt

STANDARD EQUIPMENT: 3.5m x 35mm hose, heavy duty pet filter, cloth bag, poly bag, universal nozzle, floor nozzle, crevice nozzle, adaptor x3, straight pipe x2.



L Class Dust Extractor

VC2000L

| | | |
|---------------------|-----------|---|
| Input Wattage | 1000W | Class L – Removes 99.0% of dust with Limit Value for occupational exposure > 1.0 mg/m³. |
| Tank Volume | 20L | |
| Disposal Bag Volume | 16L | Suitable for processes involving mica, china clay, gypsum. |
| Wet Capacity | 13L | |
| Max Air Flow | 3.6m³/min | |
| Max Sealed Suction | 21kPa | |
| Net Weight | 7.5kg | |

P-70297: Disposal bags 5 pack

P-72899: Filter bags 5 pack



VC2000L/1 110 volt

VC2000L/2 240 volt

STANDARD EQUIPMENT: 3.5m x 32mm hose, cloth bag, poly bag, hose band, heavy duty pet filter, floor nozzle, universal nozzle, crevice nozzle, straight pipe x2



These units are not suitable for the collection of asbestos, carcinogenic dusts or dusts contaminated with carcinogens and/or pathogens or explosive materials.

DUST MANAGEMENT


L Class Dust Extractor


VC2012L

| | | |
|----------------------|--------------|---|
| Tank volume | 20L | Class L – Removes 99.0% of dust with Limit Value for occupational exposure > 1.0 mg/m³. |
| Disposal bag volume | 19L | |
| Wet capacity | 12L | |
| Power take off | 240v: 2,000W | |
| Input wattage | 1,000W | |
| Max air flow | 3.6 m³/min | Suitable for processes involving mica, china clay, gypsum. |
| Max sealed suction | 21.0kPa | |
| Sound pressure level | 72 dB(A) | |
| Net weight | 8kg | |

P-70297: Disposal bags 5 pack

P-72899: Filter bags 5 pack





VC2012L/1 110 volt
VC2012L/2 240 volt
STANDARD EQUIPMENT: 3.5m x 35mm hose, heavy duty pet filter, cloth bag, poly bag, universal nozzle, floor nozzle, crevice nozzle, adaptor x3.


L Class Dust Extractor


VC1310L

| | | |
|------------------------|----------------------------|---|
| Tank volume | 13L | Class L – Removes 99.0% of dust with Limit Value for occupational exposure > 1.0 mg/m³. |
| Dry capacity container | 13L | |
| Wet capacity | 7L | |
| Input wattage | 240V 1,050W 110V 1,050W | Suitable for processes involving mica, china clay, gypsum. |
| Power take off wattage | 240V 2,400W 110V 950W | |
| Air volume | 2.0 m³/min | |
| Max sealed suction | 22.0kPa | |
| Net weight | 9.6kg | |

A-49557: Disposal bags 5 pack

A-48430: Filter bags 5 pack






VC1310L/1 110 volt
VC1310L/2 240 volt
STANDARD EQUIPMENT: 3.5m x 28mm hose, heavy duty filter, poly bag, filter, front cuffs x2.


(36v) Twin 18V Brushless L Class Dust Extractor

DVC155LZX2
DVC865LZX3

| | | |
|---------------------|---|---|
| Machine Type | Wet and Dry | Class L – Removes 99.0% of dust with Limit Value for occupational exposure > 1.0 mg/m³. |
| Tank Capacity (Dry) | DVC155L: 15L DVC865L: 8L | |
| Wet Capacity | DVC155L: 12L DVC865L: 6L | |
| Max Air Flow | 2.1 m³/min | Suitable for processes involving mica, china clay, gypsum. |
| Max Sealed Suction | 11kPa | |
| Suction Power | 105W | |
| Net Weight | DVC155L: 7.2 - 7.9 kg DVC865L: 7.0 - 7.7kg | |

195432-5: Poly bag 10 pack





DVC155LZX2 Body only
Body only
STANDARD EQUIPMENT: Poly bag set, 1.7m x 32mm hose, aluminium telescopic pipe, bending pipe, F/C switching nozzle, crevice nozzle, Tool box.

These units are not suitable for the collection of asbestos, carcinogenic dusts or dusts contaminated with carcinogens and/or pathogens or explosive materials.

DUST MANAGEMENT

(36v) Twin 18V Brushless L Class Dust Extractor

DVC156LZX1
DVC866LZX1

| | | |
|---------------------|--|---|
| Machine Type | Dry only | Class L – Removes 99.0% of dust with Limit Value for occupational exposure > 1.0 mg/m³. |
| Tank Capacity (Dry) | DVC156L: 15L DVC866L: 8L | |
| Max Air Flow | 2.1 m³/min | |
| Max Sealed Suction | 11kPa | Suitable for processes involving mica, china clay, gypsum. |
| Suction Power | 105W | |
| Net Weight | DVC156L: 7.3 - 7.9 kg DVC866L: 7.0 - 7.7 kg | |

195432-5: Poly bag 10 pack






DVC156LZX1 Body only
DVC866LZX1 Body only
STANDARD EQUIPMENT: Poly bag set, 1.7m x 32mm hose, aluminium telescopic pipe, bending pipe, floor nozzle, crevice nozzle, Tool box


(36v) Twin 18V Brushless L Class Dust Extractor

DVC157LZX3
DVC867LZX4

| | | |
|---------------------|--|---|
| Machine Type | Airborne particles | Class L – Removes 99.0% of dust with Limit Value for occupational exposure > 1.0 mg/m³. |
| Tank Capacity (Dry) | DVC157L: 15L DVC867L: 8L | |
| Max Air Flow | 2.4 m³/min | |
| Max Sealed Suction | 11kPa | Suitable for processes involving mica, china clay, gypsum. |
| Suction Power | 110W | |
| Net Weight | DVC157L: 8.0 - 8.6 kg DVC867L: 7.7 - 8.4 kg | |

195432-5: Poly bag 10 pack





AWS: Auto-start Wireless
System connects to power tools with Bluetooth


DVC157LZX3 Body only
DVC867LZX4 Body only
STANDARD EQUIPMENT: Powder filter, Damper, Pre-filter, 2.5m x 38mm hose, 3.5m x 28mm hose, straight pipe, bending pipe, stopper, floor nozzle, crevice nozzle, Tool box, Poly bag set, front cuffs 22/24, wireless unit.


(36v) Twin 18V Cordless or Corded L Class Dust Extractor

DVC151LZ

| | | |
|-------------------------|--------------|---|
| Input Wattage | 1,050W | Class L – Removes 99.0% of dust with Limit Value for occupational exposure > 1.0 mg/m³. |
| Tank Capacity | 15L | |
| Power Cord | 5.0m | |
| Net Weight | 9.6 - 10.3kg | Suitable for processes involving mica, china clay, gypsum. |
| Suction Power (DC) | 70W | |
| Suction Power (AC) | 320W | |
| Max Sealed Suction (DC) | 9 kPa | |
| Max Sealed Suction (AC) | 24 kPa | |
| Max Air Flow (DC) | 2.1 m³/min | |
| Max Air Flow (AC) | 3.6 m³/min | |

195432-5: Poly bag 10 pack







DVC151LZ/1 Body only
DVC151LZ/2 Body only
STANDARD EQUIPMENT: Floor nozzle, 2.5m x 38mm hose, 3.5m x 28mm hose, dust bag, straight pipe, bent pipe, crevice nozzle, tool box, front cuffs.

These units are not suitable for the collection of asbestos, carcinogenic dusts or dusts contaminated with carcinogens and/or pathogens or explosive materials.

DUST MANAGEMENT

(36v) Twin 18V Cordless or Coded L Class Dust Extractor

DVC861LZ

| | | | |
|-------------------------|----------------------|--|------------|
| Power Unit | AC/DC | Max Air Flow (DC) | 2.1 m³/min |
| Battery Voltage | 36V (2x18V) | Max Air Flow (AC) | 3.6 m³/min |
| Input Wattage | 1,050W | | |
| Tank Capacity | 8 litres | Class L – Removes 99.0% of dust with | |
| Power Cord | 5.0m | Limit Value for occupational exposure | |
| Net weight | 9.3-9.9kg | > 1.0 mg/m³. | |
| Battery run time | 30-65 mins x2 BL1850 | Suitable for processes involving mica, | |
| Suction Power (DC) | 70 – 25W | china clay, gypsum. | |
| Suction Power on (AC) | 320W | | |
| Max Sealed Suction (DC) | 9 kPa | | |
| Max Sealed Suction (AC) | 24 kPa | | |

195432-5: Poly bag 10 pack



LITHIUM-ION 18v + 18v → 36v

DVC861LZ/1 110 volt

DVC861LZ/2 240 volt

STANDARD EQUIPMENT: Floor nozzle, 2.5m x 38mm hose, 3.5m x 28mm hose, dust bag, straight pipe, bent pipe, crevice nozzle, tool box, front cuffs.

18V Brushless L Class Dust Extractor

DVC750LZ

| | | | |
|-----------------------|-----------------------------------|--|--|
| Max Air Flow | High 1.6 m³/min Low 1.3 m³/min | Class L – Removes 99.0% of dust with | |
| Max Sealed Suction | High 6.7kPa Low 4.2kPa | Limit Value for occupational exposure | |
| Suction Power (Hi/Lo) | 50 / 25W | > 1.0 mg/m³. | |
| Wet capacity | 4.5L | Suitable for processes involving mica, | |
| Dry capacity | 7.5L | china clay, gypsum. | |
| Run time with BL1850B | High 30 mins Low 60 mins | | |
| Net Weight | 4.3 – 4.6kg | | |



BL MOTOR
LITHIUM-ION

DVC750LZ Body only

STANDARD EQUIPMENT: Wide nozzle, crevice nozzle, 2m x 28mm hose.

18V Dust Extractor

DVC350

| | |
|--------------------|------------|
| Max air velocity | 94 m/sec |
| Max air volume | 3.4m³/min |
| Max sealed suction | 5.5kPa |
| Dust capacity bag | 3.0 litres |
| Weight | 2.2-2.4 kg |

BODY ONLY: BATTERY NOT INCLUDED



LITHIUM-ION

DVC350Z Body only

STANDARD EQUIPMENT: Nozzle, hose, dust bag, shoulder strap

Electric Blower

UB1103

| | |
|--------------------|---------------|
| No load speed | 0 – 16,000rpm |
| Max air volume | 0 – 4.1m³/min |
| Max sealed suction | 0 – 5.7kPa |
| Power supply cord | 2.5m |
| Net weight | 1.9-2.2kg |



UB1103

STANDARD EQUIPMENT: Nozzle, dust bag.

GAS NAILERS

First Fix Gas Nailer

GN900SE

| | |
|--------------------|--------------|
| Nail type | Clipped head |
| Max length | 50-90mm |
| Gauge | 2.9-3.3 |
| Magazine capacity | 44 |
| Shots per battery | Approx 4,000 |
| Shots per gas cell | Approx 1,200 |
| Motor | Cordless |
| Magazine angle | 34° |
| Net weight | 3.3-3.4kg |
| Battery type | Lithium-ion |
| Battery voltage | 7.2v |
| Charge time | 30 min |



Free Warranty and Service
Register for your 3 year warranty
and service plan online
www.makitauk.com

DEPTH ADJUSTMENT



LITHIUM-ION

GN900SE 2x 7.2v Li-ion

STANDARD EQUIPMENT: Fast charger, battery cartridges, carry case, hex wrench, goggles.

Second Fix Gas Nailer

GF600SE

| | |
|--------------------------|-------------|
| Nail type | 16 Gauge |
| Max length | 15-64mm |
| Gauge | 16 |
| Magazine Capacity | 100 nails |
| Shots per battery | 4,000 shots |
| Shots per gas cell | 1,000 shots |
| Driving depth adjustment | Yes |
| Anti-dry fire mechanism | Yes |
| LED job light | Yes |
| Battery type | Lithium-ion |
| Battery Voltage | 7.2v |
| Weight | 2.2kg |
| Charge time | 30 mins |



Free Warranty and Service
Register for your 3 year warranty
and service plan online
www.makitauk.com

TOOL-LESS DEPTH ADJUSTMENT

**QUICK RELEASE NOSE FOR
EASY JAM CLEARING.**



LITHIUM-ION

GF600SE 2x 7.2v Li-ion

STANDARD EQUIPMENT: Fast charger, battery cartridges, carry case, hex wrench, goggles, spare soft nose.

Concrete Gas Nailer

GN420CSE

| | |
|--------------------|-------------|
| Pin gauge | 2.6-3.1mm |
| Max length | 15-40mm |
| Magazine Capacity | 20 pins |
| Shots per battery | 4,000 shots |
| Shots per gas cell | 1,200 shots |
| Battery type | Lithium-ion |
| Battery Voltage | 7.2v |
| Battery capacity | 1.0Ah |
| Weight | 3.6kg |
| Charge time | 30 mins |



Free Warranty and Service
Register for your 3 year warranty
and service plan online
www.makitauk.com

TOOL-LESS DEPTH ADJUSTMENT



LITHIUM-ION

GN420CSE 2x 7.2v Li-ion

STANDARD EQUIPMENT: Fast charger, battery cartridges, carry case, hex wrench, goggles, spare soft nose.

23g Pin Nailer

AF353

| | |
|--------------------|-------------|
| Nail Gauge | 23Ga |
| Nail Length | 15-35mm |
| Magazine Capacity | 130 nails |
| Operating Pressure | 65-100 PSI |
| | 4.5-6.9 bar |
| Net Weight | 0.9kg |



AF353
STANDARD EQUIPMENT: Safety goggles, oil supply, nose adapter, hex wrench.

18g Narrow Crown Stapler

AT638A

| | |
|--------------------|-------------|
| Staple Gauge | 18Ga |
| Staple Length | 13-38mm |
| Magazine Capacity | 100 staples |
| Operating Pressure | 70-120 PSI |
| | 4.9-8.2 bar |
| Net Weight | 1.2kg |



AT638A
STANDARD EQUIPMENT: Safety goggles, oil supply, nose adapter.

18G Brad Nailer

AF506

| | |
|--------------------|---------------|
| Nail Type | Brad Nail |
| Nail Length | 15 – 50mm |
| Nail Gauge | 18G |
| Magazine Capacity | 100 nails |
| Operating Pressure | 70 – 120 PSI |
| | 4.9 – 8.2 bar |
| Net Weight | 1.3kg |



AF506
STANDARD EQUIPMENT: Nose Adapter, Hook.

16g Brad Nailer

AF601

| | |
|--------------------|-------------|
| Nail Type | Brad Nail |
| Nail Length | 25-64mm |
| Nail Gauge | 16Ga |
| Magazine Capacity | 100 nails |
| Operating Pressure | 70-120 PSI |
| | 4.9-8.2 bar |
| Net Weight | 1.7kg |



AF601
STANDARD EQUIPMENT: Oil supply, nose adapter.

Framing Nailer

AN924

| | |
|--------------------|-------------|
| Nail Type | Round-head |
| Nail Length | 50-90mm |
| Nail Gauge | 2.9-3.76mm |
| Magazine Angle | 21° |
| Magazine Capacity | 64-73 |
| Operating Pressure | 70-120 PSI |
| | 4.9-8.2 bar |
| Net Weight | 3.8kg |



AN924
STANDARD EQUIPMENT: Safety goggles, oil supply, hook, hex wrench.

Framing Nailer

AN943

| | |
|------------------------|----------------------|
| Nail length | 50-90mm |
| Operating pressure | 65-120psi/4.5-8.2bar |
| Depth adjustment | yes |
| Recommended compressor | AC1300/AC1350 |
| Magazine capacity | 64-84 |
| Magazine angle | 31-34° |
| Net weight | 4.0kg |



AN943
STANDARD EQUIPMENT: Oil, goggles.

AIR NAILERS

Roofing Nailer

AN454

| | |
|--------------------|-------------------------|
| Nail Type | Wire collated coil nail |
| Nail Length | 19 – 45mm |
| Nail Gauge | 3.05mm |
| Magazine Capacity | 120 nails |
| Operating Pressure | 70 – 120 PSI |
| | 4.9 – 8.2 bar |
| Net Weight | 2.4kg |



AN454

STANDARD EQUIPMENT: Safety goggles, oil supply, hook, hex wrench.

Coil Nailer

AN902

| | |
|------------------------|----------------------|
| Nail length | 45-95mm |
| Operating pressure | 71-120psi/4.9-8.3bar |
| Depth adjustment | 71-120 |
| Recommended compressor | AC1300/AC1350 |
| Magazine capacity | 150-300 per coil |
| Net weight | 3.5kg |



AN902

STANDARD EQUIPMENT: Oil, goggles.

Coil Nailer

AN613

| | |
|--------------------|---------------------------------|
| Nail Type | Wire/plastic collated coil nail |
| Nail Length | 38 – 65mm |
| Nail Gauge | 2.3 – 2.5mm |
| Magazine Capacity | 200 – 300 nails |
| Operating Pressure | 70 – 120 PSI |
| | 4.9 – 8.2 bar |
| Net Weight | 2.2kg |



AN613

STANDARD EQUIPMENT: Safety Goggles, Oil supply, Nose Adapter, Hook, Hex Wrench.

AIR COMPRESSORS

HP Air Compressor

AC310H

| | |
|---------------|--------------------|
| Max pressure | 410psi |
| Max pressure | 28bar |
| Output power | 2.5hp |
| Tank capacity | 6.2 Litres |
| Airflow | 90 L/min (3.17cfm) |
| Wattage | 1500w |
| Net weight | 36-37kg |

CAN RUN 8 BAR TOOLS



AC310H/2

Air Compressor

AC1350

| | |
|---------------|-------------------------|
| Max. pressure | 10bar/145psi |
| Output power | 2.0hp |
| Tank capacity | 50 litres |
| Airflow | 240 litres/min (8.4cfm) |
| Net weight | 29.5kg |



AC1350/1 110v

AC1350/2 240v

STANDARD EQUIPMENT: Safety valve.

Air Compressor

AC1300

| | |
|---------------|-------------------------|
| Max. pressure | 10bar/145psi |
| Output power | 2.0hp |
| Tank capacity | 20 litres |
| Airflow | 240 litres/min (8.4cfm) |
| Net weight | 26.5kg |



AC1300/1 110v

AC1300/2 240v

STANDARD EQUIPMENT: Safety valve.

Air Compressor

AC640

| | |
|-------------------------|-------------------|
| Max. pressure | 8bar/116psi |
| Output power | 1.5hp |
| Tank capacity | 6 litres |
| Air displacement intake | 170L/min (6.0cfm) |
| Free air delivery | 67L/min (2.36cfm) |
| Net weight | 14kg |



AC640/1 110v

AC640/2 240v

STANDARD EQUIPMENT: Safety valve.

Air Compressor

MAC610

| | |
|-------------------------|--------------------|
| Max. pressure | 8bar/116psi |
| Output power | 1.1hp |
| Tank capacity | 6 litres |
| Air displacement intake | 160L/min (5.65cfm) |
| Free air delivery | 55L/min (1.94cfm) |
| Net weight | 8.5kg |



MAC610/2

STANDARD EQUIPMENT: Safety valve, coiled hose, blow gun.

PUMPS

Submersible Pump

PF1110

| | |
|---------------------|----------------|
| Max delivery | 250 litres/min |
| Max head | 10m |
| Submersion depth | 5m |
| Max solids diameter | 35mm |
| Min. Suction level | 50mm |
| Input wattage | 1,100w |
| Net weight | 7.00kg |

240v ONLY

**STAINLESS STEEL BODY
FOR DIRTY WATER**

Ideal Solution for:

- Drainage of basins with muddy water
- Drainage of wells and tanks
- Lifting water for irrigation or transfer



PF1110/2

Submersible Pump

PF1100

| | |
|---------------------|----------------|
| Max delivery | 250 litres/min |
| Max head | 9m |
| Submersion depth | 5m |
| Max solids diameter | 5mm |
| Min. Suction level | 25mm |
| Input wattage | 1,100w |
| Net weight | 6.74kg |

240v ONLY

**STAINLESS STEEL BODY
FOR CLEAN WATER**

Ideal Solution for:

- Flooded rooms or tanks
- Drawing clean water
- Irrigation of orchards and gardens



PF1100/2

Submersible Pump

PF0410

| | |
|---------------------|----------------|
| Max delivery | 140 litres/min |
| Max head | 5m |
| Submersion depth | 5m |
| Max solids diameter | 35mm |
| Min. Suction level | 40mm |
| Input wattage | 400w |
| Net weight | 4.27kg |

240v ONLY

FOR DIRTY WATER



PF0410/2

Submersible Pump

PF1010

| | |
|---------------------|----------------|
| Max delivery | 240 litres/min |
| Max head | 10m |
| Submersion depth | 5m |
| Max solids diameter | 35mm |
| Min. Suction level | 40mm |
| Input wattage | 1,100w |
| Net weight | 6.64kg |

240v ONLY

FOR DIRTY WATER



PF1010/2

Submersible Pump

PF0300

| | |
|---------------------|----------------|
| Max delivery | 140 litres/min |
| Max head | 7m |
| Submersion depth | 5m |
| Max solids diameter | 5mm |
| Min. Suction level | 20mm |
| Input wattage | 300w |
| Net weight | 4.23kg |

240v ONLY

FOR CLEAN WATER



PF0300/2

£130.00

£156.00

POWER WASHERS

Hot Power Washer

HW120

| | |
|---------------|-----------|
| Pressure | 120bar |
| Flow rate | 510L/hr |
| Diesel burner | 30-90°C |
| Motor type | Induction |
| Pump | Triplex |
| Tank capacity | 8.0 litre |
| Net weight | 78.7kg |



HW120

STANDARD EQUIPMENT: Lance, 8m high pressure hose, nozzle.

Power Washer

HW140

| | |
|--------------------|--------------|
| Max Pressure | 140 bar |
| Max Flow | 500L/h |
| Input power | 2.3kW |
| Pump head material | Brass |
| Piston material | INOX |
| Motor casing | Aluminium |
| Mechanical system | Wobble plate |
| Hose length | 10m |
| Net weight | 26.2kg |

INDUCTION MOTOR



HW140

STANDARD EQUIPMENT: 10m high pressure soft hose, gun with safety catch, adjustable spray nozzle, rotating nozzle kit, nozzle cleaning tool, male and female adaptors.

Power Washer

HW132

| | |
|--------------------|--------------|
| Max Pressure | 140 bar |
| Max Flow | 420L/h |
| Input power | 2.1kW |
| Pump head material | Aluminium |
| Piston material | INOX |
| Motor casing | Aluminium |
| Mechanical system | Wobble plate |
| Hose length | 8m |
| Net weight | 18.8kg |

INDUCTION MOTOR



HW132

STANDARD EQUIPMENT: 8m high pressure soft hose, gun with safety catch, adjustable spray nozzle, rotating nozzle kit, foam nozzle, brush, nozzle cleaning tool, male and female adaptors

POWER WASHERS

Power Washer

| | |
|------------------|---------|
| Max Pressure | 120 bar |
| Max Flow | 420l/hr |
| Input Power | 1.8kW |
| Regular Pressure | 100 bar |
| Hose Length | 10m |
| Net Weight | 11.0kg |

SELF PRIMING FUNCTION



HW1200

HW1200

STANDARD EQUIPMENT: Trigger gun, vario-power spray lance, cyclone jet nozzle, detergent bottle, cleaner pin, coupling sleeve, high pressure hose 10m, water hose connector, foam nozzle, connector.

Power Washer

| | |
|------------------|-----------------------------|
| Max Pressure | 130 bar |
| Max Flow | 450 l/hr |
| Input Power | 1.8 kW |
| Regular Pressure | (Hi) 110 bar (Lo) 80 bar |
| Hose Length | 10m |
| Net Weight | 12.7kg |

SELF PRIMING FUNCTION



HW1300

HW1300

STANDARD EQUIPMENT: Trigger gun, vario-power spray lance, cyclone jet nozzle, detergent bottle, cleaner pin, coupling sleeve, high pressure hose 10m, water hose connector, foam nozzle, connector.

Power Washer

| | |
|--------------------|--------------|
| Max Pressure | 110 bar |
| Max Flow | 370l/h |
| Input power | 1.7kW |
| Pump head material | Aluminium |
| Piston material | INOX |
| Motor casing | Aluminium |
| Mechanical system | Wobble plate |
| Hose length | 5.5m |
| Net weight | 7.4kg |



HW111

HW111

STANDARD EQUIPMENT: 5.5m high pressure soft hose, gun with safety catch, adjustable spray nozzle, rotating nozzle kit, lance, foam nozzle, brush, nozzle cleaning tool, male and female adaptors.

POWER WASHERS / MULTI LINE LASERS

Compact Power Washer

| | |
|---------------|---------------------------|
| Pressure | 100 bar |
| Flow rate | 360 l/hr |
| Input wattage | 1.3kw |
| Motor type | Serial |
| Pump | Triplex with wobble plate |
| Net weight | 6.5kg |



HW101

HW101

STANDARD EQUIPMENT: 3m high pressure soft hose, trigger assembly, adjustable spray head, detergent bottle, hose connector

12V Max CXT Red Multi Line Laser

| | | | |
|---------------------------------|--|-----------------------|------------------------------|
| Laser Colour | Red | Line Width | 2.0 mm at 5 m |
| Beam Direction / fan angle | 2x Vertical 360° 1x Horizontal 360° | Operating Time | 22 hrs (approx) with BL1041B |
| Range /Diameter | 25 / 50m | Operating Temperature | -10 °C to 50 °C |
| Range /Diameter (with receiver) | 70 / 140m | Storage Temperature | -25 °C to 70 °C |
| Accuracy | ± 2 mm/ 10 m | Tripod Thread | ¼" |
| Self levelling range | ± 4° | Net Weight | 0.99-1.2kg |
| Light Output Power | < 2.0 mW | | |
| Wavelength | 630 – 645 nm | | |
| Safety Class | Class 2 | | |



SK700DZ Body only

STANDARD EQUIPMENT: Target Plate, Adapter, Soft Bag



12V Max CXT Green Multi Line Laser

| | | | |
|---------------------------------|--|-----------------------|------------------------------|
| Laser Colour | Green | Line Width | 2.0 mm at 5 m |
| Beam Direction / fan angle | 2x Vertical 360° 1x Horizontal 360° | Operating Time | 14 hrs (approx) with BL1041B |
| Range /Diameter | 35 / 70m | Operating Temperature | -10 °C to 50 °C |
| Range /Diameter (with receiver) | 70 / 140m | Storage Temperature | -25 °C to 70 °C |
| Accuracy | ± 2 mm/ 10 m | Tripod Thread | ¼" |
| Self levelling range | ± 4° | Net Weight | 0.99-1.2kg |
| Light Output Power | < 2.0 mW | | |
| Wavelength | 510 – 530 nm | | |
| Safety Class | Class 2 | | |



SK700GDZ Body only

STANDARD EQUIPMENT: Target Plate, Adapter, Soft Bag




MULTI LINE LASERS / SELF-LEVELLING LASER

12V Max CXT Cross Line Laser

SK105DZ
SK105GDZ

| | |
|-----------------------------------|--|
| Laser Colour | SK105DZ: Red SK105GDZ: Green |
| Beam direction/fan angle | SK105DZ 635 ± 5 nm, Class 2 SK105GDZ 525 ± 5 nm, Class 2 |
| Vertical >160° / Horizontal >180° | Laser line width at 5m < 2 mm |
| Range | SK105DZ: 25m SK105GDZ: 35m |
| Range with receiver | 80m |
| Levelling accuracy | SK105DZ: 40hrs SK105GDZ: 20hrs |
| ±0.3 mm/m = ±3.0 mm @ 10m | Operating temperature -10 to +50°C Storage temperature -25 to +70°C |
| Horizontal/Vertical line accuracy | Tripod thread 1/4" |
| ±0.3 mm/m | Net Weight 0.67kg-0.84kg |
| Self-levelling range | ± 4° |
| Self-levelling time | < 3s |

LITHIUM-ION CXT



SK105DZ Body only

SK105GDZ Body only


STANDARD EQUIPMENT: User manual CD, quick reference guide, safety instructions, laser target plate, L-adaptor, (magnetic) carry pouch.

12V Max CXT 4 Point Cross Line Laser

SK106DZ
SK106GDZ

| | |
|-----------------------------------|--|
| Laser Colour | SK106DZ: Red SK106GDZ: Green |
| Beam direction/fan angle | SK106DZ 635 ± 5 nm, Class 2 SK106GDZ 525 ± 5 nm, Class 2 |
| Vertical >170° / Horizontal >180° | Laser line width at 5m < 2 mm |
| Range | SK106DZ: 25m SK106GDZ: 35m |
| Range with receiver | 80m |
| Levelling accuracy | SK106DZ: 40hrs SK106GDZ: 20hrs |
| ±0.3 mm/m = ±3.0 mm @ 10m | Operating temperature -10 to +50°C Storage temperature -25 to +70°C |
| Horizontal/Vertical line accuracy | Tripod thread 1/4" |
| ±0.3 mm/m | Net Weight 0.69 kg-0.85kg |
| Point accuracy | ±0.2 mm/m |
| Self-levelling range | ± 4° |
| Self-levelling time | < 3s |

LITHIUM-ION CXT



SK106DZ Body only

SK106GDZ Body only

STANDARD EQUIPMENT: User manual CD, quick reference guide, safety instructions, laser target plate, L-adaptor, (magnetic) carry pouch.

Automatic Self-Levelling Laser Level

SKR200Z

| | |
|-------------------------|-----------------------------|
| Operating Range | 200m diameter with receiver |
| Self-levelling Accuracy | ±1 mm at 10 m |
| Self-levelling range | ±6° |
| Rotation speeds | 0, 300, 450, 600 rpm |
| Laser type | 635 nm (red), < 1 mW |
| Laser class | 2 |
| Dimension (HxWxD) | 156x154x197mm |
| Power source | 2x 1.5V LR20 (D) |
| Battery life | up to 60 hours |
| Storage temp. range | -20 to 70 °C |
| Operating temp. range | -10 to 50 °C |
| Protection class | IP54 |
| Tripod Thread | 5/8" |
| Weight (with batteries) | 1.6 kg |



SKR200Z

STANDARD EQUIPMENT: Remote control, wall mount, laser intensive glasses, target plate, receiver, bracket for laser receiver, batteries, carry case.

LASER DISTANCE MEASURE

Laser Distance Measure

LD080P

| | | | |
|-----------------------------|----------------|------------------------------|-------------------------|
| Typical Measuring Tolerance | ± 1.5 mm / 10m | Auto laser switch off | after 90 s |
| Max Measuring Tolerance | ± 2.5 mm / 10m | Auto power switch-off | after 180 s |
| | | Battery durability (2 x AAA) | up to 5000 measurements |
| Range of target plate | 80 m | Dimension | H:117 xD:57 xW:32mm |
| Typical Range | 80 m | | |
| Smallest unit displayed | 0.1 mm | Net weigh | 0.14kg |
| Ø laser point | 6mm at 10m | Temperature range: | |
| Laser class | 2 | - Storage | -25 to 70 °C |
| Laser type | 635 nm, < 1 mW | - Operation | -10 to 50 °C |
| Protection class | IP54 | | |

Certified to ISO 16331-1

Functions:

- Single distances
- Minimum measurement
- Maximum measurement
- Addition of measurement
- Subtraction of measurements
- Area calculation
- Volume calculation
- Pythagoras (2-point)
- Pythagoras (3-point)
- Pythagoras (partial height)
- Stake out function
- Timer function
- End piece flip out auto detection
- Memory (20 last displays)
- 360° Inclination sensor*
- Height tracking*

*LD080PI only



LD080P

LD080PI Inclination Sensor

STANDARD EQUIPMENT: Pouch, strap, 2x AAA batteries.

Laser Distance Measure

LD050P

| | | | |
|-----------------------------|----------------|------------------------------|-------------------------|
| Typical Measuring Tolerance | ± 2.0 mm / 10m | Auto laser switch off | after 90 s |
| Max Measuring Tolerance | ± 3.0 mm / 10m | Auto power switch-off | after 180 s |
| | | Battery durability (2 x AAA) | up to 3000 measurements |
| Range of target plate | 50 m | Dimension | H:116 xD:45 xW:29mm |
| Typical Range* | 40 m | | |
| Smallest unit displayed | 1 mm | Net weight | 0.10kg |
| Ø laser point | 6mm at 10m | Temperature range: | |
| Laser class | 2 | - Storage | -25 to 70 °C |
| Laser type | 635 nm, < 1 mW | - Operation | 0 to 40 °C |
| Protection class | IP54 | | |

Certified to ISO 16331-1

Functions:

- Single distances
- Minimum measurement
- Maximum measurement
- Addition of measurement
- Subtraction of measurements
- Area calculation
- Volume calculation
- Pythagoras (2-point)
- Pythagoras (3-point)
- Tracking function
- Memory (5 last displays)



LD050P

STANDARD EQUIPMENT: Pouch, strap, 2x AAA batteries.

Laser Distance Measure

LD030P

| | |
|-----------------------------|------------------|
| Typical Measuring Tolerance | +/- 2.0mm / 10m |
| Max Measuring Tolerance | +/- 3.0mm / 10m |
| Measuring Range | 0.2 - 30m |
| Ø laser point | 6mm @ 10m |
| Laser Class | 2 |
| Laser Type | 635nm, < 1 mW |
| Protection Class | IP54 |
| Operating Temperature Range | 0 - 40°C |
| Storage Temperature Range | -25 - 70°C |
| Dimensions (HxDxW) | 117 x 53 x 25mm |
| Power Source | 2x AAA Batteries |
| Net weight | 0.10kg |

Functions:

- Single distances
- Area calculation
- Tracking function

Certified to ISO 16331-1



LD030P

STANDARD EQUIPMENT: 2x AAA batteries.

18V Angle Screwdriver

DFL020FZ
DFL063FZ

| | DFL020FZ | DFL063FZ |
|---------------|--------------|--------------|
| Max Output | 230W | 390W |
| No Load Speed | 100-1,300rpm | 180-1,300rpm |
| Torque Range | 0.5 – 2Nm | 1.5 – 6.5Nm |
| Driving Shank | 3/8" | 3/8" |
| Net weight | 1.3-1.6kg | 1.3-1.7kg |

Programmable speed control: Speed control program consists of 6 steps. Controlled via USB on Windows (7/ 8/ 10)

OK / NOK judgement for each tightening
Auto-stop system

USB SPEED CONTROL/ADJUSTMENT
MAINTENANCE ALARM



DFL020FZ Square drive
DFL063FZ Square drive

STANDARD EQUIPMENT: USB Cable.



18V Angle Screwdriver

DFL651FZ

| Cell | Li-ion |
|---------------|---------------------|
| Max output | 500W |
| Torque range | 25-65Nm |
| No load speed | 80-200rpm |
| Driving shank | 3/8" Square for all |
| Net weight | 2.5-2.9kg |

USB SPEED CONTROL/ADJUSTMENT

Anti-tamper adjustment, visual/audible warning of correct/incorrect fastening, auto-stop, Adjustment tool.



DFL651FZ

STANDARD EQUIPMENT: USB Cable.



14.4V Angle Screwdriver

DFL082/122
/202FZ

| | DFL082FZ | DFL122FZ | DFL202FZ |
|---------------|---------------------|------------|------------|
| Capacity | 3.0Ah | 3.0Ah | 3.0Ah |
| Cell | Li-ion | Li-ion | Li-ion |
| Charging Time | 22 minutes | 22 minutes | 22 minutes |
| Max Output | 180w | 180w | 180w |
| Torque range | 2 - 8Nm | 5 - 12Nm | 8 - 20Nm |
| No load speed | 700rpm | 410rpm | 220rpm |
| Driving shank | Square 3/8" for all | | |
| Weight | 1.5-1.9kg | 1.5-1.9kg | 1.5-1.9kg |



DFL082FZ Square drive
DFL122FZ Square drive
DFL202FZ Square drive



14.4V Angle Screwdriver

DFL300FZ
DFL400FZ

| | DFL300FZ | DFL400FZ |
|-----------------|-----------|-----------|
| Torque | | |
| Soft/hard joint | 16-30Nm | 25-40Nm |
| No load speed | 400rpm | 260rpm |
| Net weight | 1.7-2.1kg | 1.8-2.1kg |
| Battery type | Ni-MH | |

Anti-tamper adjustment, micro-processor accuracy control, visual/audible warning of correct/incorrect fastening, auto-stop, Adjustment tool + head protection cover available.



DFL300FZ 3/8" Square drive
DFL400FZ 3/8" Square drive



14.4V Brushless Angle Screwdriver

DFL402RZ

| | DFL402RZ |
|------------------|--|
| Torque | 25-40Nm |
| Drive | 3/8" Square |
| No load speed | 200rpm |
| Net weight | 1.8-2.2kg |
| Tool recognition | All |
| | Time/date/tool ID/ Run-down rotations/ Run-down counts |



DFL402RZ Square drive



14.4V Angle Screwdriver

DFL083/125
/204FZ

| | DFL083FZ | DFL125FZ | DFL204FZ |
|-----------------|------------|------------|------------|
| Max Output | 390W | 390W | 390W |
| No Load Speed | 150-700rpm | 100-700rpm | 100-440rpm |
| Torque Range | 2-8Nm | 5-12Nm | 8-20Nm |
| Driving Shank | 3/8" | 3/8" | 3/8" |
| Protector cover | Yellow | Blue | Red |
| Net weight | 1.7-2.1kg | 1.7-2.1kg | 1.7-2.1kg |

USB SPEED CONTROL/ADJUSTMENT
MAINTENANCE ALARM



DFL083FZ Square drive
DFL125FZ Square drive
DFL204FZ Square drive

STANDARD EQUIPMENT: Protector, USB cable.



14.4V Angle Screwdriver

DFL302FZ
DFL403FZ

| | DFL302FZ | DFL403FZ |
|-----------------|-----------|-----------|
| Max Output | 390W | 390W |
| No Load Speed | 70-230rpm | 50-220rpm |
| Torque Range | 16-30Nm | 25-40Nm |
| Driving Shank | 3/8" | 3/8" |
| Protector cover | Blue | Red |
| Net weight | 2.0-2.3kg | 2.0-2.3kg |

USB SPEED CONTROL/ADJUSTMENT
MAINTENANCE ALARM



DFL302FZ Square drive
DFL403FZ Square drive

STANDARD EQUIPMENT: Protector, USB cable.



12V Angle Screwdriver

BFL081FZ

| | BFL081FZ |
|---------------|-----------|
| Torque | |
| Soft joint | 2-7.5Nm |
| Hard joint | 2-8Nm |
| No load speed | 700rpm |
| Net weight | 1.6-2.4kg |
| Battery type | Ni-MH |

Anti-tamper adjustment, micro-processor accuracy control, visual/audible warning of correct/incorrect fastening, auto-stop, Adjustment tool + head protection cover available.



BFL081FZ 3/8" Square drive



9.6v Angle Screwdriver

BFL080FZ

| | BFL080FZ |
|---------------|-----------|
| Torque | |
| Soft joint | 2-7.5Nm |
| Hard joint | 2-8Nm |
| No load speed | 450rpm |
| Net weight | 1.5-2.0kg |
| Battery type | Ni-MH |

Anti-tamper adjustment, micro-processor accuracy control, visual/audible warning of correct/incorrect fastening, auto-stop, Adjustment tool + head protection cover available.



BFL080FZ 3/8" Square drive



14.4V Brushless Impact Wrench

DTWA070/
100/140/190Z

| | DTWA070Z | DTWA100Z | DTWA140Z | DTWA190Z |
|-----------------|------------|------------|------------|------------|
| No Load Speed | 0-2,500rpm | 0-2,700rpm | 0-2,700rpm | 0-2,600rpm |
| Impacts per min | 0-3,700ipm | 0-3,300ipm | 0-3,300ipm | 0-3,000ipm |
| Max. Torque | 65Nm | 95Nm | 140Nm | 185Nm |
| Standard Bolt | M5-M12 | M5-M12 | M6-M16 | M8-M16 |
| High Str. Bolt | M5-M10 | M5-M10 | M6-M12 | M8-M14 |
| Net Weight | 1.1-1.4kg | 1.2-1.5kg | 1.2-1.5kg | 1.3-1.6kg |

MAINTENANCE ALARM
AUTOMATIC IMPACT STOP SYSTEM



BL
MOTOR
LITHIUM-ION

DTWA070Z 3/8" Square drive
DTWA100Z 3/8" Square drive
DTWA140Z 1/2" Square drive
DTWA190Z 1/2" Square drive



14.4V Brushless Impact Driver

DTDA040/
070/140Z

| | DTDA040Z | DTDA070Z | DTDA140Z |
|-----------------|------------|------------|------------|
| No Load Speed | 0-2,400rpm | 0-2,500rpm | 0-2,700rpm |
| Impacts per Min | 0-3,700ipm | 0-3,700ipm | 0-3,300ipm |
| Max. Torque | 35Nm | 65Nm | 140Nm |
| Standard Bolt | M5-M10 | M5-M12 | M6-M16 |
| Sign Str. Bolt | M5-M8 | M5-M10 | M6-M12 |
| Net Weight | 1.1-1.4kg | 1.1-1.4kg | 1.2-1.5kg |

MAINTENANCE ALARM
AUTOMATIC IMPACT STOP SYSTEM



BL
MOTOR
LITHIUM-ION

DTDA040Z 1/4" Hex drive
DTDA070Z 1/4" Hex drive
DTDA140Z 1/4" Hex drive



14.4V Brushless Screwdriver

DFT124RZ

| | DFT124RZ |
|--------------------|-----------|
| Torque | 5-12Nm |
| Drive | 1/4" Hex |
| No load speed | 860rpm |
| Net weight | 1.3-1.8kg |
| Tool recognition | All |
| Time/date/tool ID/ | |
| Rundown rotations/ | |
| Rundown counts | |

BL
MOTOR



Bluetooth **TorqueTracer**

LITHIUM-ION

DFT124RZ Square drive

14.4V Impact Wrench

BTW073Z
BTW103Z

| | BTW073Z | BTW103Z |
|-------------------|------------|------------|
| Capacity | 3.0Ah | 3.0Ah |
| Cell | Li-ion | Li-ion |
| Charging Time | 22 minutes | 22 minutes |
| Standard Bolt | M5-M12 | M5-M12 |
| High Tensile Bolt | M5-M10 | M5-M10 |
| Max. Torque | 65Nm | 95Nm |
| No load speed | 0-2,500rpm | 0-2,700rpm |
| Net weight | 1.3-1.6kg | 1.0-1.3kg |

ONLY WORKS WITH:
BL1415A / BL1430A / BL1415NA / BL1415NAP



LITHIUM-ION

BTW073Z 3/8" Square drive
BTW103Z 3/8" Square drive



14.4V Impact Driver

BTD043/063
/103Z

| | BTD043Z | BTD063Z | BTD103Z |
|---------------|------------|------------|------------|
| Max. Torque | 35Nm | 65Nm | 95Nm |
| No load speed | 0-2,300rpm | 0-2,500rpm | 0-2,700rpm |
| Net weight | 1.0-1.2kg | 1.0-1.3kg | 1.0-1.3kg |
| Battery type | Li-ion | Li-ion | Li-ion |

ONLY WORKS WITH:
BL1415A / BL1430A /
BL1415NA / BL1415NAP



LITHIUM-ION

BTD043Z 1/4" Hex drive
BTD063Z 1/4" Hex drive
BTD103Z 1/4" Hex drive



18V Brushless Screwdriver

DFT024/025
/060FMZ

| | DFT024FMZ | DFT025FMZ | DFT060FMZ |
|---------------|--------------|--------------|--------------|
| Max Output | 340W | 240W | 400W |
| No Load Speed | 260-1,600rpm | 100-1,300rpm | 100-1,300rpm |
| Torque Range | 0.5-2Nm | 0.5-2Nm | 1.5-6.5Nm |
| Net Weight | 1.2-1.5kg | 1.2-1.5kg | 1.2-1.5kg |

USB SPEED CONTROL/ADJUSTMENT
MAINTENANCE ALARM



LITHIUM-ION

BL
MOTOR

DFT024FMZ 1/4" Hex drive
DFT025FMZ 1/4" Hex drive
DFT060FMZ 1/4" Hex drive
STANDARD EQUIPMENT: USB cable.



14.4V Screwdriver

DFT022/044
/084/126FZ

| | DFT022FZ | DFT044FZ | DFT084FZ | DFT126FZ |
|---------------|------------|------------|------------|------------|
| Capacity | 3.0Ah | 3.0Ah | 3.0Ah | 3.0Ah |
| Cell | Li-ion | Li-ion | Li-ion | Li-ion |
| Charging Time | 22 minutes | 22 minutes | 22 minutes | 22 minutes |
| Max Output | 180w | 180w | 180w | 180w |
| Torque range | 0.5 - 2Nm | 1 - 4Nm | 3 - 8Nm | 5 - 12Nm |
| No load speed | 700rpm | 950rpm | 780rpm | 410rpm |
| Weight | 1.3-1.8kg | 1.3-1.8kg | 1.3-1.8kg | 1.3-1.8kg |

ONLY WORKS WITH:
BL1415A / BL1430A /
BL1415NA / BL1415NAP
/ BL1430



LITHIUM-ION

DFT022FZ 1/4" Hex drive
DFT044FZ 1/4" Hex drive
DFT084FZ 1/4" Hex drive
DFT126FZ 1/4" Hex drive



PRODUCTION TOOLS

14.4v Brushless Screwdriver

DFT023FMZ
DFT045FMZ

| | DFT023FMZ | DFT045FMZ |
|------------------|--------------|------------|
| Torque | | |
| Hard Joint | 0.5-2.0Nm | 1.0-4.0Nm |
| Soft Joint | 0.5-2.0Nm | 1.0-4.0Nm |
| Max output power | 270W | 270W |
| No load speed | 400-1,300rpm | 150-900rpm |
| Driving shank | 1/4" Hex | 1/4" Hex |
| Net weight | 1.1-1.3kg | 1.1-1.3kg |
| Battery type | Li-ion | Li-ion |

PROGRAMMABLE SPEED CONTROL
MAINTENANCE ALARM

Mistake proofing (poka-yoke) device can be externally attached

DFT023FMZ 1/4" Hex drive
DFT045FMZ 1/4" Hex drive

12V Screwdriver

BFT123FZ
BFT042FZ

| | BFT123FZ | BFT081FZ |
|---------------|-----------|------------|
| Torque | | |
| Soft joint | 5-12Nm | 1-3.5Nm |
| Hard joint | 5-12Nm | 1-4.0Nm |
| No load speed | 390rpm | 1-1,200rpm |
| Net weight | 1.6-2.1kg | 1.5-2.0kg |
| Battery type | Ni-MH | Ni-MH |

Anti-tamper adjustment, micro-processor accuracy control, visual/audible warning of correct/incorrect fastening, auto-stop.

BFT123FZ 1/4" Hex drive
BFT042FZ 1/4" Hex drive

9.6v Low Torque Screwdriver

BFT021FZ

| | BFT021FZ |
|------------------|-----------|
| No load speed | 320rpm |
| Fastening torque | |
| Soft/hard Joint | 0.5-2Nm |
| Net weight | 1.4-1.8kg |
| Battery type | Ni-MH |

Anti-tamper adjustment, micro-processor accuracy control, visual/audible warning of correct/incorrect fastening, auto-stop.

MARATHON
CONTROL MASTER

BFT021FZ 1/4" Hex drive

14.4V Brushless Screwdriver

DFT085FMZ
DFT127FMZ

| | DFT085FMZ | DFT127FMZ |
|------------------|------------|------------|
| Torque | | |
| Hard Joint | 3.0-8.0Nm | 5.0-12.0Nm |
| Soft Joint | 3.0-8.0Nm | 5.0-12.0Nm |
| Max output power | 330W | 330W |
| No load speed | 150-900rpm | 100-600rpm |
| Driving shank | 1/4" Hex | 1/4" Hex |
| Net weight | 1.3-1.8kg | 1.3-1.8kg |
| Battery type | Li-ion | Li-ion |

PROGRAMMABLE SPEED CONTROL
MAINTENANCE ALARM

Mistake proofing (poka-yoke) device can be externally attached

DFT085FMZ 1/4" Hex drive
DFT127FMZ 1/4" Hex drive

9.6v Screwdriver

BFT080FZ
BFT122FZ

| | BFT080FZ | BFT122FZ |
|---------------|-----------|-----------|
| Torque | | |
| Soft joint | 3-6.5Nm | 5-10Nm |
| Hard Joint | 13-8Nm | 5-12Nm |
| No load speed | 450rpm | 320rpm |
| Net weight | 1.4-1.8kg | 1.4-1.8kg |
| Battery type | Ni-MH | Ni-MH |

Anti-tamper adjustment, micro-processor accuracy control, visual/audible warning of correct/incorrect fastening, auto-stop, Adjustment tool + head protection cover available.

MARATHON
CONTROL MASTER

BFT080FZ 3/8" Hex drive
BFT122FZ 3/8" Hex drive

9.6v Impact Driver

BTD062Z

| | BTD042Z |
|--------------------|------------|
| Machine screw | M4-M8 |
| Standard bolt | M5-M10 |
| Max. torque | 40Nm |
| Impacts per minute | 0-3,500ipm |
| No load speed | 0-2,500rpm |
| Net weight | 1.0-1.2kg |
| Battery type | Ni-MH |

Anti-tamper adjustment, micro-processor accuracy control, visual/audible warning of correct/incorrect fastening, auto-stop.

MARATHON
CONTROL MASTER

BTD062Z 1/4" Hex drive £573.00 £687.60

VIBRATION AND NOISE CHART

| Vibration m/s² | | | Work Mode / Position | Noise dBA | | | Vibration m/s² | | | Work Mode / Position | Noise dBA | | |
|----------------|------|-----|------------------------|-----------------|-----------------|---|----------------|--------|--------|----------------------|-----------------|-----------------|-----|
| Model | m/s² | K | | L _{PA} | L _{WA} | K | Model | m/s² | K | | L _{PA} | L _{WA} | K |
| 1100 | 3 | 1.5 | Planing softwood | 92 | 103 | 3 | 9565PCV | 10.0 | 1.5 | Grinding side grip | 82 | 93 | 3 |
| 2712 | | | | 93 | 105 | 4 | 9565PCV | 2.5 | 1.5 | Disc sanding | | | |
| 3703 | 2.5 | 1.5 | Rotation without load | 81 | 92 | 3 | 9565PCV | 2.5 | 1.5 | Disc sanding | | | |
| 3708 | 2.5 | 1.5 | Rotation without load | 80 | | 3 | 9903 | 2.5 | 1.5 | Sanding metal plate | 85 | 96 | 3 |
| 4131 | 2.5 | 1.5 | Cutting metal | 102 | 113 | 3 | 9911 | 2.5 | 1.5 | Sanding metal plate | 83 | 94 | 3 |
| 4329 | 7.0 | 1.5 | Cutting boards | 83 | 94 | 3 | AF600 | 2.52 | 1.26 | | 90 | 94.4 | 2.5 |
| 4329 | 5.0 | 1.5 | Cutting sheet metal | | | | AN451 | 3 | 1.5 | | 87 | 100 | 3 |
| 6413 | 3.5 | 1.5 | Drilling into metal | 82 | 93 | 3 | AN510H | 3.5 | 1.5 | | 83 | 96 | 3 |
| 6501 | 2.5 | 1.5 | Drilling into metal | 77 | | 3 | AN902 | 2.52 | 1.3 | | 98.3 | 98.9 | 2.5 |
| 6906 | 16.5 | 2 | Impact Max | 98 | 109 | 3 | AN935H | 4.5 | 1.5 | | 84 | 97 | 3 |
| 8406 | 9.0 | 1.5 | Impact drilling | 94 | 105 | 3 | BFS441 | 2.5 | 1.5 | Screwdriving | 70 | | 3 |
| 8406 | 9.5 | 1.5 | Drilling into concrete | | | | BHR262 | 11.0 | 1.5 | Chiselling | | | |
| 8406 | 2.5 | 1.5 | Drilling into metal | 94 | 105 | 3 | BHR262 | 3.0 | 1.5 | Drilling into metal | | | |
| 9031 | 2.5 | 1.5 | Sanding metal plate | 83 | 94 | 3 | BHR262T | 15.0 | 1.5 | Hammer | 92 | 103 | 3 |
| 9032 | 2.5 | 1.5 | Sanding metal plate | 84 | 95 | 3 | BHR262T | 11.0 | 2.0 | Chiselling | | | |
| 9046 | 3.5 | 1.5 | Sanding metal plate | 84 | 95 | 3 | BHR262T | 6.5 | 1.5 | Drilling into metal | | | |
| 9401 | 2.5 | 1.5 | Sanding metal plate | 89 | 100 | 3 | BHX2501 | 9.3 | 0.5 | | 90.8 | 103.7 | 1.4 |
| 9403 | 2.5 | 1.5 | Sanding metal plate | 86 | 97 | 3 | B03710 | 3.5 | 1.5 | Sanding metal plate | 72 | | 3 |
| 9404 | 2.5 | 1.5 | Sanding metal plate | 85 | 96 | 3 | B03711 | 3.5 | 1.5 | Sanding metal plate | 72 | | 3 |
| 9920 | 2.5 | 1.5 | Sanding metal plate | 85 | 96 | 3 | B04555 | 2.5 | 1.5 | Sanding metal plate | 80 | | 3 |
| 1806B | 2.5 | 1.5 | Planing softwood | 92 | 103 | 3 | B04556 | 3 | 1.5 | Sanding metal plate | 82 | 93 | 3 |
| 1911B | 3.5 | 1.5 | Planing softwood | 88 | 99 | 3 | B04900 | 2.5 | 1.5 | Sanding metal plate | 71 | | 3 |
| 2012NB | | | | 85 | 98 | 3 | B04900V | 2.5 | 1.5 | Sanding metal plate | 71 | | 3 |
| 2107F | 2.5 | 1.5 | Cutting metal | 86 | 98 | 3 | B05030 | 4.5 | 1.5 | Sanding metal plate | 80 | | 3 |
| 2107F | 2.5 | 1.5 | Cutting wood | | | | B05031 | 4 | 1.5 | Sanding metal plate | 80 | | 3 |
| 3601B | 3.5 | 1.5 | Cutting grooves | 93 | 104 | 3 | B05041 | 3.5 | 1.5 | Sanding metal plate | 81 | 92 | 3 |
| 3707F | 2.5 | 1.5 | Rotation without load | 80 | | 3 | B06030 | 4.0 | 1.5 | Sanding metal plate | 77 | | 3 |
| 3707FC | 2.5 | 1.5 | Rotation without load | 76 | | 3 | B06050 | 5.0 | 1.5 | Sanding metal plate | 82 | 93 | 3 |
| 4100KB | 6.0 | 1.5 | Concrete cutting | 96 | 107 | 3 | B06050 | 3.0 | 1.5 | Polishing | | | |
| 4101RH | 5.5 | 1.5 | Concrete cutting | 98 | 109 | 3 | CA5000 | 2.5 | 1.5 | Cutting wood | 88 | 99 | 3 |
| 4105KB | 5.0 | 1.5 | Concrete cutting | 102 | 113 | 3 | CA5000 | 2.5 | 1.5 | Groove cutting | | | |
| 4112HS | 3.5 | 1.5 | Concrete cutting | 102 | 113 | 3 | CA5000 | 2.5 | 1.5 | Cutting metal | | | |
| 4114S | 4 | 1.5 | Concrete cutting | 103 | 114 | 3 | CC301D | 2.5 | 1.5 | Concrete cutting | 84 | 95 | 3 |
| 4350CT | 7.5 | 1.5 | Cutting boards | 84 | 95 | 3 | CG100D | 2.5 | 1.5 | | 70 | | 3 |
| 4350CT | 4.5 | 1.5 | Cutting sheet metal | | | | CL070D | | | | | | |
| 4350FCT | 7.5 | 1.5 | Cutting boards | 84 | 95 | 3 | CL100D | | | No Load | 70 | | 3 |
| 4350FCT | 4.5 | 1.5 | Cutting sheet metal | | | | CP100D | 2.5 | 1.5 | | 81 | 92 | 3 |
| 4351FCT | 6.0 | 1.5 | Cutting boards | 85 | 96 | 3 | DA3010 | 2.5 | 1.5 | Drilling into metal | 81 | 92 | 3 |
| 4351FCT | 4.5 | 1.5 | Cutting sheet metal | | | | DA3010F | 2.5 | 1.5 | Drilling into metal | 81 | 92 | 3 |
| 5008MG | 3 | 1.5 | Cutting wood | 95 | 106 | 3 | DA3011 | 2.5 | 1.5 | Drilling into metal | 81 | 92 | 3 |
| 5008MG | 3 | 1.5 | Cutting metal | | | | DA3011F | 2.5 | 1.5 | Drilling into metal | 81 | 92 | 3 |
| 5008MGA | 3 | 1.5 | Cutting wood | 95 | 106 | 3 | DA331D | 2.5 | 1.5 | Drilling into metal | 70 | | 3 |
| 5008MGA | 3 | 1.5 | Cutting metal | | | | DA3330 | 3.0 | 1.5 | Drilling into metal | 70 | | 3 |
| 5017RKB | 2.5 | 1.5 | Cutting wood | 93 | 104 | 3 | DA4000LR | 2.5 | 1.5 | Drilling into metal | 80 | | 3 |
| 5143R | 2.5 | 1.5 | Cutting wood | 94 | 105 | 3 | DA4031 | 2.5 | 1.5 | Drilling into metal | 87 | 98 | 3 |
| 5143R | 2.5 | 1.5 | Cutting metal | | | | DBN500 | 2.5 | 1.5 | | 79 | | 3 |
| 5903R | 3 | 1.5 | Cutting wood | 95 | 106 | 3 | DB0180 | 2.5 | 1.5 | Sanding metal plate | 77 | | 3 |
| 5903R | 4 | 1.5 | Cutting metal | | | | DCG140 | 2.5 | 1.5 | | 70 | | 3 |
| 6300 4 | 2.5 | 1.5 | Drilling into metal | 84 | 95 | 3 | DCG180 | 2.5 | 1.5 | | 70 | | 3 |
| 6510LVR | 2.5 | 1.5 | Drilling into metal | 90 | 101 | 3 | DCL140 | | | | | | |
| 6843 | 2.5 | 1.5 | Screwdriving | 84 | 95 | 3 | DCL180 | | | | | | |
| 6844 | 2.5 | 1.5 | Screwdriving | 85 | 96 | 3 | DC0180 | 2.5 | 1.5 | | 77 | | 3 |
| 6904V | 11.0 | 1.5 | Impact Max | 95 | 106 | 3 | DCS230T | 6.05.0 | 2.02.0 | Cutting Wood | 95.0 | 105.8 | 2.5 |
| 7104L | 2.5 | 1.5 | | 90 | 103 | 3 | DCS230T | | | | 106 | | |
| 8406C | 11.0 | 1.5 | Impact drilling | 101 | 112 | 3 | DCSS121 | 5.23.7 | 2.02.0 | Cutting Wood | 102.4 | 111.3 | 2.5 |
| 8406C | 6.5 | 1.5 | Drilling into concrete | | | | DCSS121 | | | | 111 | | |
| 8406C | 3.5 | 1.5 | Drilling into metal | 101 | 112 | 3 | DCSS50 | 2.5 | 1.5 | Cutting metal | 78 | | 3 |
| 8419B | 15.5 | 1.5 | Impact drilling | 94 | 105 | 3 | DCSS51 | 2.5 | 1.5 | Cutting metal | 78 | | 3 |
| 8419B | 2.5 | 1.5 | Drilling into metal | | | | DCS9010 | | | | 116 | | |
| 9237CB | 2.5 | 1.5 | Polishing | 83 | 94 | 3 | DCSS52 | 2.5 | 1.5 | Cutting metal | 102 | 113 | 3 |
| 9557NBR | 7.5 | 1.5 | Surface grinding | 86 | 97 | 3 | DCSS53 | 2.5 | 1.5 | Cutting metal | 103 | 114 | 3 |
| 9557NBR | 2.5 | 1.5 | Disc sanding | | | | DCU180 | 2.5 | 1.5 | No Load | 70 | | 3 |
| 9557NBR | 2.5 | 1.5 | Disc sanding | | | | DDA351 | 2.5 | 1.5 | Drilling into metal | 73 | | 3 |
| 9558NBR | 8.5 | 1.5 | Surface grinding | 86 | 97 | 3 | DDF083 | 2.5 | 1.5 | Drilling into metal | 77 | | 3 |
| 9558NBR | 2.5 | 1.5 | Disc sanding | | | | DDF343 | 2.5 | 1.5 | Drilling into metal | 70 | | 3 |
| 9558NBR | 2.5 | 1.5 | Disc sanding | | | | DDF446 | 2.5 | 1.5 | Drilling into metal | 71 | | 3 |
| 9564P | 2.5 | 1.5 | Disc sanding | | | | DDF453 | 2.5 | 1.5 | Drilling into metal | 72 | | 3 |
| 9564PCV | 10.0 | 1.5 | Grinding side grip | 81 | 92 | 3 | DDF458 | 2.5 | 1.5 | Drilling into metal | 70 | | 3 |
| 9564PCV | 2.5 | 1.5 | Disc sanding | | | | DDF481 | 2.5 | 1.5 | Drilling into metal | 73 | | 3 |
| 9564PCV | 2.5 | 1.5 | Disc sanding | | | | DDF482 | 2.5 | 1.5 | Drilling into metal | 75 | | 3 |
| 9565P | 9.5 | 1.5 | Surface grinding | 85 | 96 | 3 | DDF483 | 2.5 | 1.5 | Drilling into metal | 77 | | 3 |
| 9565P | 2.5 | 1.5 | Disc sanding | | | | DDF484 | 2.5 | 1.5 | Drilling into metal | 76 | | 3 |

VIBRATION AND NOISE CHART

| Model | Vibration m/s² | | Work Mode / Position | Noise dBA | | | Model | Vibration m/s² | | Work Mode / Position | Noise dBA | | |
|---------|----------------|-----|----------------------|-----------------|-----------------|---|--------|----------------|-----|----------------------|-----------------|-----------------|---|
| | m/s² | K | | L _{PA} | L _{WA} | K | | m/s² | K | | L _{PA} | L _{WA} | K |
| DDF485 | 2.5 | 1.5 | Drilling into metal | 74 | - | 3 | DHR242 | 3.5 | 1.5 | Drilling into metal | 89 | 100 | 3 |
| DF001D | 2.5 | 1.5 | Screwdriving | 70 | | 3 | DHR243 | 13.0 | 1.5 | Hammer | | | |
| DF012D | 2.5 | 1.5 | Drilling into metal | 70 | | 3 | DHR243 | 11.0 | 1.5 | Chiselling | | | |
| DF032D | 2.5 | 1.5 | Drilling into metal | 71 | | 3 | DHR243 | 2.5 | 1.5 | Drilling into metal | 94 | 105 | 3 |
| DF332D | 2.5 | 1.5 | Drilling into metal | 72 | | 3 | DHR263 | 14.5 | 1.5 | Hammer concrete | | | |
| DFL300F | 2.5 | 1.5 | Screwdriving | 72 | | 3 | DHR263 | 14.0 | 1.5 | Chiselling | | | |
| DFL301F | 2.5 | 1.5 | Screwdriving | 74 | | 3 | DHR263 | 3.0 | 1.5 | Drilling into metal | 94 | 105 | 3 |
| DFL400F | 2.5 | 1.5 | Screwdriving | 73 | | 3 | DHR264 | 15.5 | 1.5 | Hammer | | | |
| DFL402F | 2.5 | 1.5 | Screwdriving | 72 | | 3 | DHR264 | 14.0 | 1.5 | Chiselling | | | |
| DFR550 | 2.5 | 1.5 | Screwdriving | 78 | | 3 | DHR264 | 5.0 | 1.5 | Drilling into metal | 93 | 104 | 3 |
| DFR750 | 2.5 | 1.5 | Screwdriving | 76 | | 3 | DHR280 | 9.0 | 1.5 | Hammer concrete | | | |
| DFS250 | 2.5 | 1.5 | Screwdriving | 72 | | 3 | DHR281 | 9.5 | 1.5 | Hammer concrete | | | |
| DFS251 | 2.5 | 1.5 | Screwdriving | 72 | | 3 | DHS680 | 2.5 | 1.5 | Cutting wood | 94 | 105 | 3 |
| DFS451 | 2.5 | 1.5 | Screwdriving | 71 | | 3 | DHS710 | 2.5 | 1.5 | Cutting wood | 94 | 105 | 3 |
| DFS452 | 2.5 | 1.5 | Screwdriving | 72 | | 3 | DHS660 | 2.5 | 1.5 | Cutting wood | 93 | 104 | 3 |
| DGA452 | 10.0 | 1.5 | Surface grinding | 76 | | 3 | DHS661 | 2.5 | 1.5 | Cutting wood | 93 | 104 | 3 |
| DGA452 | 2.5 | 1.5 | Disc sanding | 79 | 3 | | DJN161 | 6.5 | 1.5 | Cutting sheet metal | 73 | | 3 |
| DGA463 | 6.5 | 1.5 | Surface grinding | | | | DJR183 | 8.0 | 1.5 | Cutting boards | 77 | | 3 |
| DGA463 | 2.5 | 1.5 | Disc sanding | | | | DJR183 | 7.0 | 1.5 | Cutting wood | 76 | | 3 |
| DGA463 | 6.0 | 1.5 | Surface grinding | 79 | 3 | | DJR185 | 8.0 | 1.5 | Cutting boards | | | |
| DGA463 | 2.5 | 1.5 | Disc sanding | 80 | 3 | | DJR185 | 7.0 | 1.5 | Cutting wood | | | |
| DGA467 | 5.5 | 1.5 | Surface grinding | | | | DJR186 | 13.0 | 1.5 | Cutting boards | 84 | 95 | 3 |
| DGA467 | 2.5 | 1.5 | Disc sanding | | | | DJR186 | 12.5 | 1.5 | Cutting wood | 84 | 95 | 3 |
| DGA467 | 5.0 | 1.5 | Surface grinding | 80 | 3 | | DJR187 | 16.5 | 1.5 | Cutting boards | | | |
| DGA467 | 2.5 | 1.5 | Disc sanding | 79 | 3 | | DJR187 | 15.5 | 1.5 | Cutting wood | | | |
| DGA513 | 6.5 | 1.5 | Surface grinding | | | | DJR188 | 15.5 | 1.5 | Cutting boards | 83 | 94 | 3 |
| DGA513 | 2.5 | 1.5 | Disc sanding | | | | DJR188 | 15.0 | 1.5 | Cutting wood | 85 | 96 | 3 |
| DGA513 | 6.0 | 1.5 | Surface grinding | 79 | 3 | | DJR360 | 16.5 | 1.5 | Cutting boards | | | |
| DGA513 | 2.5 | 1.5 | Disc sanding | 79 | 3 | | DJR360 | 15.5 | 1.5 | Cutting wood | | | |
| DGA517 | 6.0 | 1.5 | Surface grinding | | | | DJS130 | 5.5 | 1.5 | Cutting sheet metal | 74 | | 3 |
| DGA517 | 2.5 | 1.5 | Disc sanding | | | | DJS161 | 13.0 | 1.5 | Cutting sheet metal | 71 | | 3 |
| DGA517 | 5.5 | 1.5 | Surface grinding | 79 | 3 | | DJV141 | 6.5 | 1.5 | Cutting boards | 78 | | 3 |
| DGA517 | 2.5 | 1.5 | Disc sanding | 88 | 99 | 3 | DJV141 | 5.0 | 1.5 | Cutting sheet metal | 84 | 95 | 3 |
| DGA700 | 7.5 | 1.5 | Surface grinding | | | | DJV180 | 7.0 | 1.5 | Cutting boards | | | |
| DGA700 | 2.5 | 1.5 | Disc sanding | | | | DJV180 | 3.5 | 1.5 | Cutting sheet metal | | | |
| DGA700 | 7.5 | 1.5 | Surface grinding | 88 | 99 | 3 | DJV181 | 6.5 | 1.5 | Cutting boards | 78 | | 3 |
| DGA700 | 2.5 | 1.5 | Disc sanding | 88 | 99 | 3 | DJV181 | 5.0 | 1.5 | Cutting sheet metal | 77 | | 3 |
| DGA900 | 7.0 | 1.5 | Surface grinding | | | | DJV182 | 7.0 | 1.5 | Cutting boards | | | |
| DGA900 | 2.5 | 1.5 | Disc sanding | | | | DJV182 | 3.5 | 1.5 | Cutting sheet metal | | | |
| DGA900 | 7.5 | 1.5 | Surface grinding | 88 | 99 | 3 | DKP180 | 4.5 | 1.5 | Planing softwood | 84 | 95 | 3 |
| DGA900 | 2.5 | 1.5 | Disc sanding | 88 | 99 | 3 | DLM380 | 2.5 | 1.5 | | 81 | 93 | 3 |
| DGA901 | 7.0 | 1.5 | Surface-grinding | | | | DLM380 | | | | | 93 | |
| DGD800 | 5.5 | 1.5 | Surface grinding | 72 | | 3 | DLN110 | 2.5 | 1.5 | | 92 | 102 | 3 |
| DHP343 | 10.0 | 2.5 | Impact drilling | 80 | | 3 | DLS600 | 2.5 | 1.5 | | 90 | 97 | 3 |
| DHP343 | 2.5 | 1.5 | Drilling into metal | 80 | | 3 | DLS713 | 2.5 | 1.5 | | 88 | 98 | 3 |
| DHP448 | 8.5 | 1.5 | Impact drilling | 82 | 93 | 3 | DLS714 | 2.5 | 1.5 | | 88 | 97 | 3 |
| DHP448 | 2.5 | 1.5 | Drilling into metal | 83 | 94 | 3 | DLW140 | 2.5 | 1.5 | - | 103 | 115 | 3 |
| DHP453 | 10.0 | 1.5 | Impact drilling | | | | DP2010 | 4.0 | 1.5 | Drilling into metal | 77 | | 3 |
| DHP453 | 2.5 | 1.5 | Drilling into metal | | | | DP4003 | 2.5 | 1.5 | Drilling into metal | 82 | 93 | 3 |
| DHP458 | 9.5 | 1.5 | Impact drilling | 84 | 95 | 3 | DP4011 | 2.5 | 1.5 | Drilling into metal | 80 | | 3 |
| DHP458 | 2.5 | 1.5 | Drilling into metal | 85 | 96 | 3 | DP4700 | 2.5 | 1.5 | Drilling into metal | 86 | 97 | 3 |
| DHP481 | 6.5 | 1.5 | Impact drilling | | | | DPB180 | 2.5 | 1.5 | Cutting metal | 81 | 92 | 3 |
| DHP481 | 2.5 | 1.5 | Drilling into metal | | | | DPJ180 | 2.5 | 1.5 | Cutting grooves | 74 | | 3 |
| DHP482 | 6.0 | 1.5 | Impact drilling | 82 | 93 | 3 | DPT353 | 2.5 | 1.5 | | 76 | | 3 |
| DHP482 | 2.5 | 1.5 | Drilling into metal | 83 | 94 | 3 | DRT50 | 4.5 | 1.5 | | 78 | | 3 |
| DHP483 | 10.0 | 1.5 | Impact drilling | | | | DRT50 | 2.5 | 1.5 | | 78 | | 3 |
| DHP483 | 2.5 | 1.5 | Drilling into metal | 88 | 99 | 3 | DS4012 | 2.5 | 1.5 | Drilling into metal | 81 | 92 | 3 |
| DHP484 | 8.0 | 1.5 | Impact drilling | | | | DSD180 | 5.0 | 1.5 | Cutting boards | 79 | | 3 |
| DHP484 | 2.5 | 1.5 | Drilling into metal | | | | DSD180 | 2.5 | 1.5 | cutting plasterboard | 92 | 103 | 3 |
| DHP485 | 8.0 | 1.5 | Impact drilling | 82 | 93 | 3 | DSP600 | 2.5 | 1.5 | Cutting wood | | | |
| DHR165 | 12.0 | 1.5 | Hammer | 88 | 99 | 3 | DSP600 | 2.5 | 1.5 | Cutting metal | | | |
| DHR165 | 3.0 | 1.5 | Drilling into metal | 86 | 97 | 3 | DSS500 | 2.5 | 1.5 | Cutting wood | 91 | 102 | 3 |
| DHR171 | 9.0 | 1.5 | Hammer | | | | DSS501 | 2.5 | 1.5 | Cutting wood | 92 | 103 | 3 |
| DHR171 | 2.5 | 1.5 | Drilling into metal | | | | DSS610 | 2.5 | 1.5 | Cutting wood | 91 | 102 | 3 |
| DHR202 | 14.5 | 1.5 | Hammer | 87 | 98 | 3 | DSS611 | 2.5 | 1.5 | Cutting wood | 93 | 104 | 3 |
| DHR202 | 11.0 | 1.5 | Chiselling | 86 | 97 | 3 | DST112 | 2.5 | 1.5 | | 76 | | 3 |
| DHR202 | 3 | 1.5 | Drilling into metal | | | | DST221 | 3.5 | 1.5 | | 82 | 93 | 3 |
| DHR241 | 12.5 | 1.5 | Hammer | | | | DTD134 | 12.0 | 1.5 | | 92 | 103 | 3 |
| DHR241 | 9.5 | 1.5 | Chiselling | 90 | 101 | 3 | DTD152 | 10.5 | 1.5 | Impact Max | 93 | 104 | 3 |
| DHR241 | 2.5 | 1.5 | Drilling into metal | | | | DTD153 | 13.0 | 1.5 | Impact Max | 96 | 107 | 3 |
| DHR242 | 13.5 | 1.5 | Hammer | | | | DTD154 | 12.5 | 1.5 | Impact Max | 96 | 107 | 3 |
| DHR242 | 10.5 | 1.5 | Chiselling | | | | DTD155 | 14.0 | 2.0 | Impact Max | 94 | 105 | 3 |

| Model | Vibration m/s ² | | Work Mode / Position | Noise dBA | | | Model | Vibration m/s ² | | Work Mode / Position | Noise dBA | | |
|---------|----------------------------|-----|----------------------|-----------------|-----------------|---------|----------|----------------------------|---------|----------------------|-----------------|-----------------|---------|
| | m/s ² | K | | L _{PA} | L _{WA} | K | | m/s ² | K | | L _{PA} | L _{WA} | K |
| DTL061 | 17.5 | 1.5 | Impact Max | 91 | 102 | 3 | DUX60 | | | | | | 93.3 |
| DTM40 | 2.5 | 1.5 | Sanding | 78 | | 3 | DUX60 | 3.0/2.5 | 1.5 | | 84.7 | 92.8 | 2.3/1.6 |
| DTM40 | 9.5 | 1.5 | Plunge cut | 82 | 93 | 3 | DUX60 | | | | | 92.8 | |
| DTM40 | 5.0 | 1.5 | Segment blade | 81 | 92 | 3 | DUX60 | 2.5 | 1.5 | | 76 | 87.7 | 1.8/1.5 |
| DTM40 | 7.5 | 1.5 | Scraping | 81 | 92 | 3 | DUX60 | | | | | 87.7 | |
| DTM50 | 2.5 | 1.5 | Sanding | 78 | | 3 | DUX60 | 2.5 | 1.5 | | 84.7 | 93.5 | 2.5/2.2 |
| DTM50 | 10.0 | 1.5 | Plunge cut | 84 | 95 | 3 | DUX60 | | | | | 93.5 | |
| DTM50 | 5.5 | 1.5 | Segment blade | 81 | 92 | 3 | DUX60 | 4.0/2.5 | 1.5 | | 77 | 85.6 | 1.9/2.0 |
| DTM50 | 9.5 | 1.5 | Scraping | 83 | 94 | 3 | DUX60 | | | | | 85.6 | |
| DTM51 | 3.0 | 1.5 | Sanding | 77 | | 3 | DUX60 | 5.5/3.5 | 1.5 | | 83.7 | 92.6 | 1.2/0.7 |
| DTM51 | 7.0 | 1.5 | Plunge cut | 81 | 92 | 3 | DUX60 | | | | | 92.6 | |
| DTM51 | 4.5 | 1.5 | Segment blade | 76 | | 3 | DUX60 | 5.5/4.0 | 1.5 | | 83.7 | 92.8 | 1.3/1.1 |
| DTM51 | 5.5 | 1.5 | Scraping | 80 | 91 | 3 | DUX60 | | | | | 92.8 | |
| DTP141 | 13.0 | 1.5 | Impact drilling | | | | DUX60 | 4.0/2.5 | 1.5 | | 80.2 | 88.2 | 1.9/2.2 |
| DTP141 | 10.5 | 1.5 | Impact Max | 85 | 96 | 3 | DUX60 | | | | | 88.2 | |
| DTP141 | 2.5 | 1.5 | Drilling into metal | | | | DUX60 | 4.5/2.5 | 1.5 | | 78.9 | 88.3 | 1.7/2.7 |
| DTR180 | 2.5 | 1.5 | Tying metalrod | - | 85 | 3 | DUX60 | | | | | 88.3 | |
| DTS141 | 7.0 | 2 | Impact Max | 77 | | 3 | DUX60 | 6.5/4.0 | 1.5 | | 84 | 94 | 0.8/0.7 |
| DTW1001 | 15.5 | 2 | Impact Max | 98 | 109 | 3 | DUX60 | | | | | 94 | |
| DTW1002 | 18.0 | 1.5 | Impact Max | 97 | 108 | 3 | DUX60 | 6.5/4.0 | 1.5 | | 84 | 94 | 0.8/0.7 |
| DTW152 | 8.0 | 1.5 | Impact Max | 91 | 102 | 3 | DUX60 | | | | | 94 | |
| DTW190 | 8.5 | 1.5 | Impact Max | 94 | 105 | 3 | DUX60 | 2.5 | 1.5 | | 92.5 | 101.9 | 1.4/1.4 |
| DTW251 | 11.0 | 1.5 | Impact Max | 94 | 105 | 3 | DUX60 | 5.5/2.5 | 1.5 | | 86.6 | 101.2 | 1.0/1.0 |
| DTW450 | 19.0 | 1.5 | Impact Max | 94 | 105 | 3 | DUX60 | 4.0/3.0 | 1.5 | | 87.4 | 94.5 | 1.4/1.3 |
| DWT310 | 2.5 | 1.5 | Impact Max | 83 | 94 | 3 | DUX60 | 4.5/3.0 | 1.5 | | 85.6 | 95.5 | 1.0/1.3 |
| DUB182 | 2.5 | 1.5 | No Load | 83 | 94 | 3 | DUX60 | 2.5 | 1.5 | | 76.7 | 84.2 | 2.2/1.0 |
| DUB361 | 2.5 | 1.5 | No Load | 82.3 | 94.7 | 1.6 | DVC260 | 2.5 | 1.5 | | 70 | | 2.5 |
| DUB361 | | | | | 94.7 | | DVC350 | 2.5 | 1.5 | No Load | 84 | 95 | 3 |
| DUB362 | 2.5 | 1.5 | No Load | 79.1 | 93.5 | 1.8/2.3 | DVC261 | 2.5 | 1.5 | - | 70 | - | 2.5 |
| DUB362 | | | | | 93.5 | 2.3 | DVC265 | 2.5 | 1.5 | - | 70 | - | 2.5 |
| DUC302 | 6.3 | 1.5 | Cutting wood | 84.4 | 95.4 | 2.5 | DVR350 | 3 | 1.5 | No Load | 74 | | 3 |
| DUC302 | | | | | 95.4 | | EA3201S | 4.8 | 2 | | 102.6 | 109.8 | 2.5 |
| DUC353 | 5.3 | 1.5 | Cutting wood | 87.7 | 98.7 | 3 | EA3201S | | | Cutting Wood | | 111 | |
| DUC353 | | | | | 97.2 | 2 | EA3500S | 4.9/5.0 | 2 | Cutting Wood | 101.8 | 111.8 | 2.5 |
| DUC355 | 5.3 | 1.5 | Cutting wood | 87.7 | 100.4 | 2 | EA3500S | | | | | 111.8 | |
| DUH523 | 2.5 | 1.5 | | 77 | | 2.5 | EA3501S | 4.9/5.0 | 2 | Cutting Wood | 101.8 | 111.8 | 2.5 |
| DUH523 | | | | | 84.3 | | EA3501S | | | | | 111.8 | |
| DUH551 | 2.5 | 1.5 | | 81.5 | 91 | 2.1/1.5 | EA3601F | 3.33.4 | 2.0/2.0 | Cutting Wood | 99.0 | 111.0 | 2.5 |
| DUH551 | | | | | 91 | | EA3601F | | | | | 110 | |
| DUH651 | 2.5 | 1.5 | | 82 | 91.1 | 1.4/1.5 | EA4300F | 3.63.2 | 2.0/2.0 | Cutting Wood | 100.8 | 111.8 | 2.5 |
| DUH651 | | | | | 91.1 | | EA4300F | | | | | 111.7 | |
| DUM168 | 2.5 | 1.5 | | 78 | | 2.5 | EA5000P | 5.23.7 | 2.0/2.0 | Cutting Wood | 102.4 | 111.3 | 2.5 |
| DUP361 | 2.5 | 1.5 | | 70 | | 3.2 | EA5000P | | | | | 111 | |
| DUR181 | 2.5 | 1.5 | | 82 | 88.5 | 2.5 | EA5600F | 5.55.0 | 2.0/2.0 | Cutting Wood | 104.4 | 116.5 | 2.5 |
| DUR181 | | | | | 88.5 | | EA5600F | | | | | 116.5 | |
| DUR183L | 2.5 | 1.5 | Nyloncord | 79 | 90 | 0.7 | EA6100P | 5.04.0 | 2.0/2.0 | Cutting Wood | 105.0 | 117.0 | 2.5 |
| DUR183L | | | | | 90 | | EA6100P | | | | | 115 | |
| DUR184L | 2.5 | 1.5 | Nyloncord | 77 | 89 | 2 | EA7300P | 6.24.1 | 2.0/2.0 | Cutting Wood | 105.1 | 115.3 | 2.5 |
| DUR184L | | | | | 89 | | EA7300P | | | | | 115.6 | |
| DUR187L | 2.5 | 1.5 | Nyloncord | 74 | 84 | | EA7900P | 6.64.5 | 2.0/2.0 | Cutting Wood | 105.1 | 115.3 | 2.5 |
| DUR187L | | | | | 84 | 6 | EA7900P | | | | | 115.6 | |
| DUR187L | 2.5 | 1.5 | Plastic 3 blade | 79 | 88 | | EB5300TH | 2.2 | 0.4 | | 95.6 | 102.4 | 0.8/1.0 |
| DUR187L | 2.5 | 1.5 | Plastic 3 blade | | 88 | 0.8 | EB5300TH | | | | | 102.4 | |
| DUR364L | 2.5 | 1.5 | Nyloncord | 81 | 89 | | EB5300TH | 2.5 | 0.6 | | 96 | 102.5 | 0.4/1.6 |
| DUR364L | | | | | 89 | 0.3 | EB5300TH | | | | | 102.5 | |
| DUR364L | 2.5 | 1.5 | Plastic blade | 75 | 84.6 | | EB5300TH | 2.2 | 0.4 | | 95.6 | 101.9 | 0.5/0.5 |
| DUR364L | | | | | 84.6 | 0.8 | EB5300TH | | | | | 101.9 | |
| DUR365U | 2.5 | 1.5 | Plastic blade | 73 | 84.4 | | EB5300TH | 2.9 | 0.5 | | 95.7 | 101.7 | 0.9/1.0 |
| DUR365U | | | | | 84.4 | 1 | EB5300TH | | | | | 101.7 | |
| DUR365U | 2.5 | 1.5 | Tip saw blade | 80 | 90.2 | | EB7660TH | 2.3 | 1.2 | | 102.8 | 110.6 | 1.6/0.8 |
| DUR365U | | | | | 90.2 | 0.8 | EB7660TH | | | | | 110.6 | |
| DUR365U | 2.5 | 1.5 | Metal 4 blade | 75 | 86 | | EB7660TH | 3.5 | 0.8 | | 102.5 | 110.7 | 1.8/0.7 |
| DUR365U | | | | | 86 | 0.4 | EB7660TH | | | | | 110.7 | |
| DUX60 | | | | 74.8 | 88.2 | 1.5/2.6 | EB7660TH | 2.3 | 1.0 | | 102.5 | 110.4 | 1.4/0.6 |
| DUX60 | | | | | 88.2 | | EB7660TH | | | | | 110.4 | |
| DUX60 | 3.0/2.5 | 1.5 | | 78.5 | 90.2 | 1.0/1.5 | EB7660TH | 3.4 | 1.1 | | 102.1 | 109.7 | 2.2/0.3 |
| DUX60 | | | | | 90.2 | | EB7660TH | | | | | 109.7 | |
| DUX60 | 5.0/2.5 | 1.5 | | 84.3 | 93.3 | 0.6/1.6 | EK6100 | 3.03.6 | 2.0/2.0 | | 99.6 | 108.6 | 2.52.5 |
| DUX60 | | | | | 93.3 | | EK6100 | | | | | 114 | |
| DUX60 | 2.5 | 1.5 | | 77 | 88.5 | 1.7/1.8 | EK7301 | 8.45.9 | 2.0/2.0 | | 99.6 | 109.7 | 2.52.5 |
| DUX60 | | | | | 88.5 | | EK7301 | | | | | 114 | |
| DUX60 | 3.0/2.5 | 1.5 | | 82.5 | 93.3 | 2.2/2.9 | EK7650H | 2.7/1.8 | 2.0/2.0 | | 92.7 | 104.6 | 2.5/2.5 |

VIBRATION AND NOISE CHART

| Model | Vibration m/s² | | Work Mode / Position | Noise dBA | | | Model | Vibration m/s² | | Work Mode / Position | Noise dBA | | |
|----------|----------------|---------|----------------------|-----------------|-----------------|---------|---------|----------------|---------|----------------------|-----------------|-----------------|---------|
| | m/s² | K | | L _{PA} | L _{WA} | K | | m/s² | K | | L _{PA} | L _{WA} | K |
| EK7650H | | | | 113 | | | EY2650H | 7.2/5.3 | 2.0/2.0 | Shortest | 89.5 | 107.3 | 2.5/2.5 |
| EK8100 | 8.65/3 | 2.02/0 | | 100.3 | 110.3 | 2.52/5 | EY2650H | 8.6/6.1 | 2.0/2.0 | Longest | | 107.3 | |
| EK8100 | | | | 114 | | | FS2300 | 2.5 | 1.5 | Screwdriving | 83 | 94 | 3 |
| EK8110 | 2.82/5 | 2.02/0 | | 98.9 | 112 | 2.52/5 | FS2500 | 2.5 | 1.5 | Screwdriving | 83 | 94 | 3 |
| EK8110 | | | | 115 | | | FS2700 | 2.5 | 1.5 | Screwdriving | 83 | 94 | 3 |
| EM2511LH | 5.2/5.0 | 1.7/1.3 | | 89.6 | 100.7 | 2.9/1.7 | FS4300 | 2.5 | 1.5 | Screwdriving | 82 | 93 | 3 |
| EM2511LH | | | | 100.7 | | | FS6300 | 2.5 | 1.5 | Screwdriving | 82 | 93 | 3 |
| EM2511LH | 5.0/6.0 | 1.7/1.5 | | 93.2 | 110.3 | 1.9/1.1 | GA4030R | 7.0 | 1.5 | Surface grinding | 85 | 96 | 3 |
| EM2511LH | | | | 110.3 | | | GA4030R | 2.5 | 1.5 | Disc sanding | | | |
| EM2654LH | 4.0/4.6 | 0.6/1.3 | | 94.8 | 111.3 | 0.9/1.3 | GA4030R | 2.5 | 1.5 | Disc sanding | | | |
| EM2654LH | | | | 111.3 | | | GA4034 | 7.5 | 1.5 | Surface grinding | 86 | 97 | 3 |
| EM2654LH | 4.6/4.8 | 1.1/2.1 | | 92.1 | 105 | 2.7/1.5 | GA4034 | 2.5 | 1.5 | Disc sanding | | | |
| EM2654LH | | | | 105 | | | GA4530R | 7.5 | 1.5 | Surface grinding | 85 | 96 | 3 |
| EM4350RH | 3.4/2.4 | 1.0/0.7 | | 92.5 | 110.6 | 1.7/0.7 | GA4530R | 2.5 | 1.5 | Disc sanding | | | |
| EM4350RH | | | | 110.6 | | | GA4530R | 2.5 | 1.5 | Disc sanding | | | |
| EM4350RH | 3.2/2.7 | 1.7/0.8 | | 83.5 | 104.1 | 1.1/1.1 | GA4534 | 8.0 | 1.5 | Surface grinding | 86 | 97 | 3 |
| EM4350RH | | | | 104.1 | | | GA4534 | 2.5 | 1.5 | Disc sanding | | | |
| EM4350U | 3.1/4.8 | 0.5/2.9 | | 91.2 | 106.0 | 2.2/1.1 | GA4540C | 6.0 | 1.5 | Surface grinding | 86 | 97 | 3 |
| EM4350U | | | | 106.0 | | | GA4540C | 2.5 | 1.5 | Disc sanding | | | |
| EM4350U | 4.0/5.0 | 0.7/0.6 | | 99.1 | 113.8 | 1.3/1.1 | GA4540C | 5.5 | 1.5 | Surface grinding | 86 | 97 | 3 |
| EM4350U | | | | 113.8 | | | GA4540C | 2.5 | 1.5 | Disc sanding | | | |
| EM4350U | 4.3/3.1 | 1.0/0.5 | | | | | GA4540R | 6.5 | 1.5 | Surface grinding | 86 | 97 | 3 |
| EM4350U | | | | | | | GA4540R | 2.5 | 1.5 | Disc sanding | | | |
| EM4350U | 5.9/4.3 | 1.4/1.6 | | | | | GA4540R | 6.0 | 1.5 | Surface grinding | 86 | 97 | 3 |
| EM4350U | | | | | | | GA4540R | 2.5 | 1.5 | Disc sanding | | | |
| EM4351U | 2.2/1.7 | 0.5/0.5 | | 92.4 | 104.8 | 1.8/1.8 | GA4541C | 6.5 | 1.5 | Surface grinding | 83 | 94 | 3 |
| EM4351U | | | | 104.8 | | | GA4541C | 2.5 | 1.5 | Disc sanding | | | |
| EM4351U | 2.5/2.6 | 0.3/1.3 | | 99.8 | 114.3 | 1.0/1.5 | GA4541C | 5.5 | 1.5 | Surface grinding | 83 | 94 | 3 |
| EM4351U | | | | 114.3 | | | GA4541C | 2.5 | 1.5 | Disc sanding | | | |
| EN4950H | 6.3/8.9 | 1.4/3.3 | | 90 | 102.2 | 1.8/1.6 | GA4541R | 7.0 | 1.5 | Surface grinding | 84 | 95 | 3 |
| EN4950H | | | | 102.2 | | | GA4541R | 2.5 | 1.5 | Disc sanding | | | |
| EN4951S | 8.0/8.0 | 1.4/1.1 | | 90.2 | 102.2 | 1.0/0.6 | GA4541R | 6.0 | 1.5 | Surface grinding | 84 | 95 | 3 |
| EN4951S | | | | 102.2 | | | GA4541R | 2.5 | 1.5 | Disc sanding | | | |
| EN5950S | 6.8/9.6 | 1.3/4.0 | | 87.1 | 99.6 | 2.9/1.9 | GA5021 | 13.5 | 1.5 | Surface grinding | 90 | 101 | 3 |
| EN5950S | | | | 99.6 | | | GA5021 | 2.5 | 1.5 | Disc sanding | | | |
| ER2550LH | 5.3/5.4 | 0.9/1.0 | | 93.3 | 102.5 | 2.8/1.7 | GA5021 | 2.5 | 1.5 | Disc sanding | | | |
| ER2550LH | | | | 105.5 | | | GA5021C | 8.5 | 1.5 | Surface grinding | 90 | 101 | 3 |
| ER2600L | 3.9/5.1 | 1.5/1.5 | | 91.3 | 111.3 | 0.9/0.9 | GA5021C | 8.5 | 1.5 | Surface grinding | 90 | 101 | 3 |
| ER2600L | | | | 111.3 | | | GA5021C | 2.5 | 1.5 | Disc sanding | | | |
| EX2650LH | 4.6/7.4 | 0.9/2.9 | | 87.8 | 102.3 | 0.8/1.7 | GA5021C | 2.5 | 1.5 | Disc sanding | | | |
| EX2650LH | | | | 102.3 | | | GA5030R | 8.5 | 1.5 | Surface grinding | 85 | 96 | 3 |
| EX2650LH | 5.7/10.5 | 2.1/4.1 | | 88.7 | 102.9 | 1.1/0.9 | GA5030R | 2.5 | 1.5 | Disc sanding | | | |
| EX2650LH | | | | 102.9 | | | GA5030R | 2.5 | 1.5 | Disc sanding | | | |
| EX2650LH | 5.7/8.4 | 3.5/1.2 | | 88.7 | 101.3 | 1/0.7 | GA5034 | 8.0 | 1.5 | Surface grinding | 86 | 97 | 3 |
| EX2650LH | | | | 101.3 | | | GA5034 | 2.5 | 1.5 | Disc sanding | | | |
| EX2650LH | 5.5/6.4 | 1.4/0.7 | | 90.5 | 104.8 | 0.3/1.0 | GA5040C | 6.5 | 1.5 | Surface grinding | 86 | 97 | 3 |
| EX2650LH | | | | 104.8 | | | GA5040C | 2.5 | 1.5 | Disc sanding | | | |
| EX2650LH | 4.9/5.6 | 1.2/1.4 | | 91.1 | 105 | 1.2/0.5 | GA5040C | 5.5 | 1.5 | Surface grinding | 86 | 97 | 3 |
| EX2650LH | | | | 105 | | | GA5040C | 2.5 | 1.5 | Disc sanding | | | |
| EX2650LH | 3.5/8.6 | 1.6/1.7 | | 89.5 | 99.7 | 2/2.6 | GA5040R | 7.0 | 1.5 | Surface grinding | 86 | 97 | 3 |
| EX2650LH | | | | 99.7 | | | GA5040R | 2.5 | 1.5 | Disc sanding | | | |
| EX2650LH | 5.9/6.5 | 1.8/1.2 | | 95 | 105.5 | 4.4/3.3 | GA5040R | 6.0 | 1.5 | Surface grinding | 86 | 97 | 3 |
| EX2650LH | | | | 108.5 | | | GA5040R | 2.5 | 1.5 | Disc sanding | | | |
| EX2650LH | 4.8/5.6 | 1.0/2.1 | | 89.9 | 99.7 | 3.6/2.7 | GA5041C | 7.0 | 1.5 | Surface grinding | 84 | 95 | 3 |
| EX2650LH | | | | 102.7 | | | GA5041C | 2.5 | 1.5 | Disc sanding | | | |
| EX2650LH | 5.5/7.1 | 2.7/2.8 | | 97.9 | 106.2 | 4.2/4.0 | GA5041C | 6.0 | 1.5 | Surface grinding | 84 | 95 | 3 |
| EX2650LH | | | | 109.2 | | | GA5041C | 2.5 | 1.5 | Disc sanding | | | |
| EX2650LH | 4.2/9.4 | 2.0/2.0 | | 93 | 104.5 | 2.5/2.5 | GA5041R | 7.5 | 1.5 | Surface grinding | 84 | 95 | 3 |
| EX2650LH | 3.4/4.8 | 2.0/2.0 | | 90.3 | 107.8 | 2.5/2.5 | GA5041R | 2.5 | 1.5 | Disc sanding | | | |
| EX2650LH | 3.8/6.5 | 2.0/2.0 | | 92.6 | 104.7 | 2.5/2.5 | GA5041R | 6.0 | 1.5 | Surface grinding | 84 | 95 | 3 |
| EX2650LH | 3.4/5.6 | 2.0/2.0 | | 90.5 | 107.9 | 2.5/2.5 | GA5041R | 2.5 | 1.5 | Disc sanding | | | |
| EX2650LH | 5.0/8.4 | 0.7/1.8 | | 93.1 | 102.9 | 4.4/4.8 | GA7020 | 8.5 | 1.5 | Surface grinding | 89 | 100 | 3 |
| EX2650LH | | | | 103.8 | | | GA7020 | 8.0 | 1.5 | Surface grinding | | | |
| EX2650LH | 4.3/8.0 | 0.7/1.7 | | 87.8 | 103 | 1.9/2.0 | GA7020 | 2.5 | 1.5 | Disc sanding | | | |
| EX2650LH | | | | 104 | | | GA7020 | 2.5 | 1.5 | Disc sanding | | | |
| EX2650LH | 5.8/8.0 | 1.0/1.7 | | 90.7 | 102.1 | 1.6/1.7 | GA7040S | 7.5 | 1.5 | Surface grinding | 90 | 101 | 3 |
| EX2650LH | | | | 102.1 | | | GA7040S | 2.5 | 1.5 | Disc sanding | | | |
| EX2650LH | 8.0/10.5 | 1.5 | | 89.2 | 102 | 2.9/1.6 | GA7040S | 2.5 | 1.5 | Disc sanding | | | |
| EX2650LH | | | | 102 | | | GA7050 | 6.5 | 1.5 | Surface grinding | 94 | 105 | 3 |
| EX2650LH | 4.4/5.0 | 2.3/1.1 | | 93.7 | 99.7 | 2.6/1.2 | GA7050 | 4.0 | 1.5 | Disc sanding | | | |
| EX2650LH | 4.9/7.1 | 1.5/1.5 | | 89 | 99.8 | 2.3/1.1 | GA7060 | 7.5 | 1.5 | Surface grinding | 91 | 102 | 3 |
| EX2650LH | 4.0/6.4 | 0.7/0.6 | | 88.1 | 100.8 | 2.2/2.3 | GA7060 | 7.5 | 1.5 | Surface grinding | | | |

VIBRATION AND NOISE CHART

| Model | Vibration m/s ² | | Work Mode / Position | Noise dBA | | | Model | Vibration m/s ² | | Work Mode / Position | Noise dBA | | | |
|---------|----------------------------|-----|----------------------|-----------------|-----------------|---|----------|----------------------------|-----|------------------------|-----------------|-----------------|------|--|
| | m/s ² | K | | L _{PA} | L _{WA} | K | | m/s ² | K | | L _{PA} | L _{WA} | K | |
| GA7060 | 2.5 | 1.5 | Disc sanding | 91 | 102 | 3 | HM0870C | 11.5 | 1.5 | Chiselling side grip | 87 | 98 | 3 | |
| GA7060 | 2.5 | 1.5 | Disc sanding | | | | HM0870C | 11.0 | 1.5 | Chiselling side handle | 87 | 98 | 3 | |
| GA7060R | 7.5 | 1.5 | Surface grinding | | | | HM0871C | 8.0 | 2 | Chiselling side grip | 86 | 97 | 3 | |
| GA7060R | 7.5 | 1.5 | Surface grinding | | | | HM0871C | 8.0 | 1.5 | Chiselling side handle | 86 | 97 | 3 | |
| GA7060R | 2.5 | 1.5 | Disc sanding | 91 | 102 | 3 | HM1101C | 13.5 | 1.5 | Chiselling side grip | 90 | 101 | 3 | |
| GA7060R | 2.5 | 1.5 | Disc sanding | | | | HM1101C | 13.5 | 2.0 | Chiselling side handle | 90 | 101 | 3 | |
| GA7061R | 7.0 | 1.5 | Surface grinding | | | | HM1101C | | | | 96.7 | 1.54 | | |
| GA7061R | 6.5 | 1.5 | Surface grinding | | | | HM1111C | 8.0 | 1.5 | Chiselling side grip | 88 | 99 | 3 | |
| GA7061R | 2.5 | 1.5 | Disc sanding | 91 | 102 | 3 | HM1111C | 7.5 | 1.5 | Chiselling side handle | 88 | 99 | 3 | |
| GA7061R | 2.5 | 1.5 | Disc sanding | | | | HM1111C | | | | 98.3 | 1.65 | | |
| GA7062 | 7.5 | 1.5 | Surface grinding | | | | HM1203C | 16.5 | 1.5 | Chiselling side handle | 81 | 95 | | |
| GA7062 | 7.5 | 1.5 | Surface grinding | | | | HM1203C | | | | 96.7 | 1.77 | | |
| GA7062 | 2.5 | 1.5 | Disc sanding | 91 | 102 | 3 | HM1213C | 8.0 | 1.5 | Chiselling side handle | 75 | 95 | | |
| GA7062 | 2.5 | 1.5 | Disc sanding | | | | HM1213C | | | | 95.8 | 1.59 | | |
| GA7062R | 7.5 | 1.5 | Surface grinding | | | | HM1214C | 8.0 | 1.5 | Chiselling | 78 | 98 | | |
| GA7062R | 7.5 | 1.5 | Surface grinding | | | | HM1214C | | | | 98.8 | 1.65 | | |
| GA7062R | 2.5 | 1.5 | Disc sanding | 91 | 102 | 3 | HM1304 | 15.5 | 1.5 | Chiselling | 80 | | 3.13 | |
| GA7062R | 2.5 | 1.5 | Disc sanding | | | | HM1304 | | | | | 100 | | |
| GA7063R | 7.0 | 1.5 | Surface grinding | | | | HM1304B | 15.5 | 1.5 | Chiselling | 84 | 104 | 2.21 | |
| GA7063R | 6.5 | 1.5 | Surface grinding | | | | HM1304B | | | | | 104 | | |
| GA7063R | 2.5 | 1.5 | Disc sanding | 89 | 100 | 3 | HM1317C | 8.5 | 1.5 | Chiselling side handle | 81 | 101 | 2.4 | |
| GA7063R | 2.5 | 1.5 | Disc sanding | | | | HM1317C | | | | | 101 | | |
| GA9020 | 5.5 | 1.5 | Surface grinding | | | | HM1317CB | 7.0 | 1.5 | Chiselling side handle | 81 | 101 | 3.07 | |
| GA9020 | 2.5 | 1.5 | Disc sanding | | | | HM1317CB | | | | | 101 | | |
| GA9020 | 2.5 | 1.5 | Disc sanding | 89 | 100 | 3 | HM1812 | 6.5 | 1.5 | Chiselling | 96 | 107 | 3 | |
| GA9020S | 5.5 | 1.5 | Surface grinding | | | | HM1812 | | | | | 108 | 2.79 | |
| GA9020S | 2.5 | 1.5 | Disc sanding | | | | HP1631 | 17.0 | 1.5 | Impact drilling | 97 | 108 | 3 | |
| GA9020S | 2.5 | 1.5 | Disc sanding | | | | HP1631 | 2.5 | 1.5 | Drilling into metal | | | | |
| GA9040S | 5.5 | 1.5 | Surface grinding | 90 | 101 | 3 | HP1640 | 19.0 | 2 | Impact drilling | 92 | 103 | 3 | |
| GA9040S | 2.5 | 1.5 | Disc sanding | | | | HP1640 | 2.5 | 1.5 | Drilling into metal | | | | |
| GA9040S | 2.5 | 1.5 | Disc sanding | | | | HP1641 | 19.0 | 2 | Impact drilling | 92 | 103 | 3 | |
| GA9050 | 5.5 | 1.5 | Surface grinding | | | | HP1641 | | | | | | | |
| GA9050 | 2.5 | 1.5 | Disc sanding | 91 | 102 | 3 | HP201N | 2.5 | 1.5 | Impact drilling | 97 | 108 | 3 | |
| GA9060 | 6.5 | 1.5 | Surface grinding | | | | HP201ON | 2.5 | 1.5 | Drilling into metal | | | | |
| GA9060 | 6.0 | 1.5 | Surface grinding | | | | HP2050 | 13.0 | 3.0 | Impact drilling | 97 | 108 | 3 | |
| GA9060 | 2.5 | 1.5 | Disc sanding | | | | HP2050 | 2.5 | 1.5 | Drilling into metal | | | | |
| GA9060 | 2.5 | 1.5 | Disc sanding | 91 | 102 | 3 | HP2050F | 13.0 | 3.0 | Impact drilling | 97 | 108 | 3 | |
| GA9060R | 6.5 | 1.5 | Surface grinding | | | | HP2050F | 2.5 | 1.5 | Drilling into metal | | | | |
| GA9060R | 6.0 | 1.5 | Surface grinding | | | | HP2051 | 13.0 | 3.0 | Impact drilling | 97 | 108 | 3 | |
| GA9060R | 2.5 | 1.5 | Disc sanding | | | | HP2051 | 2.5 | 1.5 | Drilling into metal | | | | |
| GA9060R | 2.5 | 1.5 | Disc sanding | 91 | 102 | 3 | HP2051F | 13.0 | 3.0 | Impact drilling | 97 | 108 | 3 | |
| GA9061R | 2.5 | 1.5 | Disc sanding | | | | HP2051F | 2.5 | 1.5 | Drilling into metal | | | | |
| GA9061R | 2.5 | 1.5 | Disc sanding | | | | HP2070 | 16.0 | 1.5 | Impact drilling | 99 | 110 | 3 | |
| GA9062 | 6.5 | 1.5 | Surface grinding | | | | HP2070 | 2.5 | 1.5 | Drilling into metal | | | | |
| GA9062 | 6.0 | 1.5 | Surface grinding | 91 | 102 | 3 | HP2071F | 16.0 | 1.5 | Impact drilling | 99 | 110 | 3 | |
| GA9062 | 2.5 | 1.5 | Disc sanding | | | | HP2071F | 2.5 | 1.5 | Drilling into metal | | | | |
| GA9062 | 2.5 | 1.5 | Disc sanding | | | | HP332D | 12.5 | 1.5 | Impact drilling | 82 | 93 | 3 | |
| GA9062R | 6.5 | 1.5 | Surface grinding | | | | HP332D | 2.5 | 1.5 | Drilling into metal | | | | |
| GA9062R | 6.0 | 1.5 | Surface grinding | 91 | 102 | 3 | HR140D | 6.5 | 1.5 | Hammer | 84 | 95 | 3 | |
| GA9062R | 2.5 | 1.5 | Disc sanding | | | | HR140D | 3 | 1.5 | Drilling into metal | | | | |
| GA9062R | 2.5 | 1.5 | Disc sanding | | | | HR166D | 7.5 | 1.5 | Hammer | 86 | 97 | 3 | |
| GA9063R | 6.5 | 1.5 | Surface grinding | | | | HR166D | 2.5 | 1.5 | Drilling into metal | | | | |
| GA9063R | 5.5 | 1.5 | Surface grinding | 91 | 102 | 3 | HR1840 | 10.0 | 1.5 | Hammer | 87 | 98 | 3 | |
| GA9063R | 2.5 | 1.5 | Disc sanding | | | | HR1840 | 3.0 | 1.5 | Drilling into metal | | | | |
| GA9063R | 2.5 | 1.5 | Disc sanding | | | | HR1841F | 7.5 | 1.5 | Hammer | 87 | 98 | 3 | |
| GD0600 | 3.5 | 1.5 | Surface grinding | | | | HR1841F | 3.0 | 1.5 | Drilling into metal | | | | |
| GD0602 | 2.5 | 1.5 | Surface grinding | 80 | 91 | 3 | HR2600 | 15.5 | 1.5 | Hammer | 91 | 102 | 3 | |
| GD0800C | 4.5 | 1.5 | Surface grinding | | | | HR2600 | 2.5 | 1.5 | Drilling into metal | | | | |
| GD0801C | 3.5 | 1.5 | Surface grinding | | | | HR2601 | 12.0 | 1.5 | Hammer | 90 | 101 | 3 | |
| GD0810C | 2.5 | 1.5 | Surface grinding | | | | HR2601 | 2.5 | 1.5 | Drilling into metal | | | | |
| GD0812C | 2.5 | 1.5 | Surface grinding | 89 | 102 | 3 | HR2630 | 15.5 | 1.5 | Hammer | 91 | 102 | 3 | |
| GF600 | 3.5 | 1.5 | | | | | HR2630 | 9.5 | 1.5 | Chiselling side grip | | | | |
| GN420C | 3.5 | 1.5 | | | | | HR2630 | 2.5 | 1.5 | Drilling into metal | | | | |
| GN900 | 2.5 | 1.5 | | | | | HR2630T | 15.0 | 1.5 | Hammer | 91 | 102 | 3 | |
| GS5000 | 2.5 | 1.5 | Surface grinding | 83 | 94 | 3 | HR2630T | 9.5 | 1.5 | Chiselling side grip | | | | |
| GS6000 | 2.5 | 1.5 | Surface grinding | | | | HR2630T | 2.5 | 1.5 | Drilling into metal | | | | |
| HK0500 | 9.5 | 1.5 | Chiselling | | | | HR2631F | 12 | 1.5 | Hammer | 90 | 101 | 3 | |
| HK1820 | 10.0 | 1.5 | Chiselling | | | | HR2631F | 9 | 1.5 | Chiselling side grip | | | | |
| HK1820L | 6.5 | 1.5 | Chiselling | 85 | 96 | 3 | HR2631F | 2.5 | 1.5 | Drilling into metal | | | | |
| HM0810 | 15.0 | 1.5 | Chiselling | | | | HR2631FT | 11.5 | 1.5 | Hammer | 90 | 101 | 3 | |
| HM0810 | | | | | | | HR2631FT | 8.5 | 1.5 | Chiselling side grip | | | | |
| HM0810T | 14.0 | 1.5 | Chiselling | | | | HR2631FT | 2.5 | 1.5 | Drilling into metal | | | | |

VIBRATION AND NOISE CHART

| Model | Vibration m/s² | | Work Mode / Position | Noise dBA | | | Model | Vibration m/s² | | Work Mode / Position | Noise dBA | | |
|-----------|----------------|-----|------------------------|-----------------|-----------------|---|----------|----------------|-----|----------------------|-----------------|-----------------|---------|
| | m/s² | K | | L _{PA} | L _{WA} | K | | m/s² | K | | L _{PA} | L _{WA} | K |
| HR2811F | 15.0 | 1.5 | Hammer | 90 | 101 | 3 | LH1040 | 2.5 | 1.5 | | 93 | 107 | 3 |
| HR2811F | 11.5 | 1.5 | Chiselling | | | | LS0714 | 2.5 | 1.5 | Chiselling | 92 | 101 | 3 |
| HR2811F | 2.5 | 1.5 | Drilling into metal | | | | LS0714L | 2.5 | 1.5 | | 92 | 101 | 3 |
| HR2811FT | 15.0 | 1.5 | Hammer | 90 | 101 | 3 | LS0815FL | 2.5 | 1.5 | | 87 | 110 | 3 |
| HR2811FT | 11.5 | 1.5 | Chiselling | | | | LS1018L | 2.5 | 1.5 | | 97 | 103 | 3 |
| HR2811FT | 2.5 | 1.5 | Drilling into metal | | | | LS1019 | 2.5 | 1.5 | | 91 | 101 | 3 |
| HR3210C | 10.0 | 1.5 | Hammer | 89 | 100 | 3 | LS1019L | 2.5 | 1.5 | | 91 | 101 | 3 |
| HR3210C | 7.5 | 1.5 | Chiselling | | | | LS1040 | 2.5 | 1.5 | | 91 | 101 | 3 |
| HR3210C | 2.5 | 1.5 | Drilling into metal | | | | LS1216 | 2.5 | 1.5 | | 91 | 100 | 3 |
| HR3210FCT | 10.0 | 1.5 | Hammer | 88 | 99 | 3 | LS1216L | 2.5 | 1.5 | | 91 | 100 | 3 |
| HR3210FCT | 8.0 | 1.5 | Chiselling | | | | LW1400 | 2.5 | 1.5 | | 102 | 110 | 3 |
| HR3210FCT | 2.5 | 1.5 | Drilling into metal | | | | LW1401 | 2.5 | 1.5 | | 102 | 110 | 3 |
| HR3540C | 18.0 | 1.5 | Hammer | 93 | 104 | 3 | MLS100 | 2.5 | 1.5 | | 92 | 105 | 3 |
| HR3540C | 12.5 | 1.5 | Chiselling | | | | MLT100 | | | | 92 | 105 | 3 |
| HR3540C | 2.5 | 1.5 | Drilling into metal | | | | PC5001C | 12.5 | 2.5 | Planing concrete | 89 | 100 | 3 |
| HR3541FC | 11.0 | 1.5 | Hammer | 91 | 102 | 3 | PC5010C | 5.5 | 1.5 | Surface-grinding | 85.0 | 96.0 | 3 |
| HR3541FC | 9.0 | 1.5 | Chiselling | | | | PJ7000 | 2.5 | 1.5 | Cutting grooves | 86 | 97 | 3 |
| HR3541FC | 2.5 | 1.5 | Drilling into metal | | | | PM7651 | 2.7 | 0.8 | | 95.4 | 110.1 | 2.9/1.3 |
| HR4001C | 12.5 | 1.5 | Hammer | 92 | 103 | 3 | PM7651 | | | | 110.1 | | |
| HR4001C | 10.5 | 2 | Chiselling | | | | PM7651 | 3.8 | 0.9 | | 98.6 | 111.2 | 1.1/1.6 |
| HR4001C | 10.0 | 2.5 | Chiselling side grip | | | | PM7651 | | | | | | |
| HR4013C | 5.0 | 1.5 | Hammer | 92 | 103 | 3 | PO6000C | 5 | 1.5 | Polishing | 83 | 94 | 3 |
| HR4013C | 4.5 | 1.5 | Chiselling | | | | PO6000C | 7 | 1.5 | Polishing | 82 | 93 | 3 |
| HR4013C | 4.5 | 1.5 | Chiselling side grip | | | | PT354D | 2.5 | 1.5 | | 76 | | 3 |
| HR4511C | 7.5 | 1.5 | Hammer | 94 | 105 | 3 | PW5000C | 5.0 | 1.5 | Stone polishing | 85 | 96 | 3 |
| HR4511C | 7.0 | 1.5 | Chiselling | | | | RP0900 | 4.0 | 1.5 | Cutting grooves | 89 | 100 | 3 |
| HR4511C | 7.5 | 1.5 | Chiselling side grip | | | | RP0910 | 8.0 | 1.5 | Cutting grooves | 83 | 94 | 3 |
| HR5212C | 9.0 | 2 | Hammer | 98 | 109 | 3 | RP1110C | 5.0 | 1.5 | Cutting grooves | 81 | 92 | 3 |
| HR5212C | 7.0 | 1.5 | Chiselling side handle | | | | RP1801 | 4.0 | 1.5 | Cutting grooves | 86 | 97 | 3 |
| HR5212C | 8.0 | 1.5 | Chiselling side grip | | | | RP2300FC | 4.5 | 1.5 | Cutting grooves | 87 | 98 | 3 |
| HS0600 | 2.5 | 1.5 | Cutting wood | 94 | 105 | 3 | RP2301FC | 4.5 | 1.5 | Cutting grooves | 87 | 98 | 3 |
| HS301D | 2.5 | 1.5 | Cutting wood | 86 | 97 | 3 | RT0700C | 3.5 | 1.5 | Cutting grooves | 82 | 93 | 3 |
| HS6601 | 2.5 | 1.5 | Cutting wood | 96 | 107 | 3 | RT0700C | 2.5 | 1.5 | Rotation No Load | | | |
| HS7100 | 2.5 | 1.5 | Cutting wood | 97 | 108 | 3 | SA5040C | 5.0 | 1.5 | Surface grinding | | | |
| HS7100 | 2.5 | 1.5 | Cutting metal | | | | SA5040C | 2.5 | 1.5 | Disc sanding | 84 | 95 | 3 |
| HS7601 | 2.5 | 1.5 | Cutting wood | 92 | 103 | 3 | SA5040C | 4.0 | 1.5 | Surface grinding | | | |
| HS7611 | 2.5 | 1.5 | Cutting wood | 95 | 106 | 3 | SA5040C | 2.5 | 1.5 | Disc sanding | 84 | 95 | 3 |
| HW1200 | 4.11 | 1.5 | Water pressure | 72 | | | SA7000C | 2.5 | 1.5 | Disc sanding | 88 | 99 | 3 |
| HW1200 | | | | 85.3 | 3.8 | | SD100D | 5.5 | 1.5 | Cutting boards | 77 | | 3 |
| HW1300 | 4.9 | 1.5 | Water pressure | 76 | | | SD100D | 3.0 | 1.5 | Cutting plasterboard | | | |
| HW1300 | | | | 89.2 | 2.4 | | SG1251 | 5.0 | 1.5 | Concrete cutting | 97 | 108 | 3 |
| JN1601 | 7.0 | 1.5 | Cutting sheet metal | 83 | 94 | 3 | SP6000 | 2.5 | 1.5 | Cutting wood | 92 | 103 | 3 |
| JN3201 | 10.0 | 1.5 | Cutting sheet metal | 81 | 92 | 3 | SP6000 | 2.5 | 1.5 | Cutting metal | | | |
| JR103D | 8.0 | 1.5 | Cutting boards | 78 | | | ST113D | 2.5 | 1.5 | | 75 | | 3 |
| JR103D | 8.0 | 1.5 | Cutting wood | | | | TD0101F | 7.5 | 1.5 | Impact Max | 90 | 101 | 3 |
| JR105D | 8.0 | 1.5 | Cutting boards | 78 | | | TD022D | 7.0 | 1.5 | Impact Max | 85 | 96 | 3 |
| JR105D | 8.0 | 1.5 | Cutting wood | | | | TD110D | 8.0 | 1.5 | Impact Max | 94 | 105 | 3 |
| JR3050T | 15.0 | 2.0 | Cutting boards | 88 | 99 | 3 | TD111D | 12.5 | 1.5 | Impact Max | 94 | 105 | 3 |
| JR3050T | 20.0 | 2.5 | Cutting wood | | | | TL064D | 15.0 | 1.5 | Impact Max | 91 | 102 | 3 |
| JR3060T | 15.5 | 2 | Cutting boards | 87 | 98 | 3 | TL065D | 18.0 | 1.5 | Impact Max | 90 | 101 | 3 |
| JR3060T | 21.0 | 2 | Cutting wood | | | | TM3000C | 2.5 | 1.5 | Sanding | 74 | | 3 |
| JR3070CT | 9.5 | 1.5 | Cutting boards | 88 | 99 | 3 | TM3000C | 6.5 | 1.5 | Plunge cut | 78 | | 3 |
| JR3070CT | 10.5 | 1.5 | Cutting wood | | | | TM3000C | 3.0 | 1.5 | Segment blade | 76 | | 3 |
| JS1601 | 9.5 | 1.5 | Cutting sheet metal | 77 | | | TM3000C | 5.5 | 1.5 | Scraping | 77 | | 3 |
| JS1602 | 7.0 | 1.5 | Cutting sheet metal | 79 | | | TM3010C | 2.5 | 1.5 | Sanding | 80 | | 3 |
| JS3201 | 17.0 | 1.5 | Cutting sheet metal | 81 | 92 | 3 | TM3010C | 6.5 | 1.5 | Plunge cut | 80 | | 3 |
| JV0600 | 10.5 | 1.5 | Cutting boards | 85 | 96 | 3 | TM3010C | 2.5 | 1.5 | Segment blade | 79 | | 3 |
| JV0600 | 5.5 | 1.5 | Cutting sheet metal | | | | TM3010C | 5.0 | 1.5 | Scraping | 82 | | 3 |
| JV101D | 7.0 | 1.5 | Cutting boards | 80 | 91 | 3 | TM30D | 2.5 | 1.5 | Sanding | 75 | | 3 |
| JV101D | 5.5 | 1.5 | Cutting sheet metal | | | | TM30D | 10.5 | 1.5 | Plunge cut | 82 | 93 | 3 |
| JV102D | 11.5 | 1.5 | Cutting boards | 85 | 96 | 3 | TM30D | 5.5 | 1.5 | Segment blade | 81 | 92 | 3 |
| JV102D | 9.5 | 1.5 | Cutting sheet metal | | | | TM30D | 9.0 | 1.5 | Scraping | 81 | 92 | 3 |
| JV103D | 8.5 | 1.5 | Cutting boards | 85 | 96 | 3 | TM0200 | 8.5 | 1.5 | Impact Max | 93 | 104 | 3 |
| JV103D | 6.0 | 1.5 | Cutting sheet metal | | | | TM0250 | 11.0 | 2 | Impact Max | 93 | 104 | 3 |
| KP0800 | 2.5 | 1.5 | Planing softwood | 89 | 100 | 3 | TM0350 | 11.5 | 1.5 | Impact Max | 93 | 104 | 3 |
| KP0810 | 3 | 1.5 | Planing softwood | 88 | 99 | 3 | TM1000 | 17.5 | 1.5 | Impact Max | 103 | 114 | 3 |
| KP0810C | 3.5 | 1.5 | Planing softwood | 82 | 93 | 3 | TM100D | 8.0 | 1.5 | Impact Max | 88 | 99 | 3 |
| KP312 | 2.5 | 1.5 | Planing softwood | 92 | 103 | 3 | UB1103 | 2.5 | 1.5 | No Load | 83 | 94 | 3 |
| LB1200F | | | | 81 | 94 | 3 | UC3541A | 4.7 | 1.5 | Cutting Wood | 90.3 | 101.3 | 2.5 |
| LB1200F | | | | 93.6 | 3 | | UC3541A | | | | 102.2 | | |
| LC1230 | 3.0 | 1.5 | | 107 | 115 | 3 | UC3551A | 5.2 | 1.5 | Cutting Wood | 90.8 | 101.8 | 2.5 |
| LF1000 | 2.5 | 1.5 | | 91 | 108 | 3 | UC3551A | | | | 101.9 | | |

VIBRATION AND NOISE CHART

| Model | Vibration m/s ² | | Work Mode / Position | Noise dBA | | | Model | Vibration m/s ² | | Work Mode / Position | Noise dBA | | |
|-------------|----------------------------|-----|-------------------------------|-----------------|-----------------|-------|-------------|----------------------------|-----|--------------------------------|-----------------|-----------------|---------|
| | m/s ² | K | | L _{PA} | L _{WA} | K | | m/s ² | K | | L _{PA} | L _{WA} | K |
| UC4041A | 4.7 | 1.5 | Cutting Wood | 90.3 | 101.3 | 2.5 | GA012G | 5.0 | 1.5 | Grinding | 81 | 92 | 3 |
| UC4041A | | | | | | 102.2 | | GA012G | 2.5 | 1.5 | Disc sanding | | |
| UC4051A | 5.2 | 1.5 | Cutting Wood | 90.8 | 101.8 | 2.5 | GA012G | 5.0 | 1.5 | Grinding | 81 | 92 | 3 |
| UC4051A | | | | | | 101.9 | | GA012G | 2.5 | 1.5 | Disc sanding | | |
| UH200D | 2.5 | 1.5 | | 73.7 | | 2.5 | GA013G | 6.0 | 1.5 | Grinding | 82 | 93 | 3 |
| UH200D | | | | | 81.8 | | GA013G | 3.0 | 1.5 | Disc sanding | | | |
| UH4570 | 6.7 | 1.5 | | 89.9 | 97.9 | 1.5 | GA013G | 6.5 | 1.5 | Grinding | 82 | 93 | 3 |
| UH4570 | | | | | 98 | | GA013G | 3.0 | 1.5 | Disc sanding | | | |
| UH4861 | 6.7 | 1.5 | | 82 | 93 | 2.1 | GA004G | 5.5 | 1.5 | Grinding | 81 | 92 | 3 |
| UH4861 | | | | | 93 | | GA004G | 2.5 | 1.5 | Disc sanding | | | |
| UH5570 | 6.7 | 1.5 | | 89.9 | 97.9 | 1.5 | GA004G | 5.5 | 1.5 | Grinding | 81 | 92 | 3 |
| UH5570 | | | | | 98 | | GA004G | 2.5 | 1.5 | Disc sanding | | | |
| UH5580 | 4.4 | 1.5 | | 86.5 | 94.5 | 0.7 | GA005G | 6.5 | 1.5 | Grinding | 81 | 92 | 3 |
| UH5580 | | | | | 94.5 | | GA005G | 2.5 | 1.5 | Disc sanding | | | |
| UH6570 | 6.7 | 1.5 | | 89.9 | 97.9 | 1.5 | GA005G | 5.5 | 1.5 | Grinding | 81 | 92 | 3 |
| UH6570 | | | | | 98 | | GA005G | 3.0 | 1.5 | Disc sanding | | | |
| UH6580 | 4.4 | 1.5 | | 86.5 | 94.5 | 0.7 | DHK180 | 4.5 | 1.5 | Chiselling | 83 | 94 | 3 |
| UH6580 | | | | | 94.5 | | JR3051T | 19.5 | 1.5 | Cutting boards | 88 | 99 | 3 |
| UH7580 | 4.4 | 1.5 | | 86.5 | 94.5 | 0.7 | JR3051T | 19.5 | 1.5 | Cutting wooden beam | | | |
| UH7580 | | | | | 94.5 | | SC103D | 2.5 | 1.5 | Threaded Stainless Rod Cutting | 70 | | 3 |
| UM164D | 2.5 | 1.5 | | 75.9 | | 2.5 | DHR280 | 9.0 | 1.5 | Hammer drilling into concrete | 93 | 104 | 3 |
| UM600D | 2.5 | 1.5 | | 75 | | 0.11 | DHR280 DX03 | 8.0 | 1.5 | Hammer drilling into concrete | 92 | 103 | 3 |
| UM600D | | | | | 81.01 | 1.12 | DHR280 | 8.5 | 1.5 | Chiselling | | | |
| UT2204 | 2.5 | 1.5 | | 83 | 94 | 3 | DHR280 | 2.5 | 1.5 | Drilling into metal | | | |
| VC1310L | | | | 72 | | 2.5 | DHR280 DX08 | 8.0 | 1.5 | Hammer drilling into concrete | 92 | 103 | 3 |
| VC2201M | | | | 72.5 | | 2.5 | DHR281 | 9.5 | 1.5 | Hammer drilling into concrete | 92 | 103 | 3 |
| VC2211M | | | | 72.5 | | 2.5 | DHR281 DX04 | 8.0 | 1.5 | Hammer drilling into concrete | 92 | 103 | 3 |
| VC3211H/M | | | | 72.5 | | 2.5 | DHR281 | 9.0 | 1.5 | Chiselling | | | |
| DTD171 | 13.5 | 1.5 | Impact Max | 97 | 108 | 3 | DHR281 | 2.5 | 1.5 | Drilling into metal | | | |
| DTW181 | 10.5 | 1.5 | Impact Max | 95 | 106 | 3 | DHR281 DX09 | 8.0 | 1.5 | Hammer drilling into concrete | 92 | 103 | 3 |
| DSC121 | 2.5 | 1.5 | | 85 | 96 | 3 | DFL020F | 2.5 | 1.5 | Screwdriving without impact | 70 | | 3 |
| DLM460 | 2.5 | 1.5 | | 79 | 91 | 3.4 | DFL063F | 2.5 | 1.5 | Screwdriving without impact | 70 | | 3 |
| TW060D | 9.0 | 1.5 | Impact Max | 90 | 101 | 3 | DVC1155L | 2.5 | 1.5 | | 70 | | 2.5 |
| TW160D | 11.0 | 1.5 | Impact Max | 90 | 101 | 3 | DVC865L | 2.5 | 1.5 | | 70 | | 2.5 |
| TW161D | 8.0 | 1.5 | Impact Max | 93 | 104 | 3 | DUC256 | 3.2 | 1.5 | Cutting wood + No load | 89 | 99.5 | 3 |
| MP100D | 3.8 | 1.5 | Inflating | 72 | 83 | 3 | DUC256C | 2.5 | 1.5 | Cutting wood + No load | 89 | 99.5 | 3 |
| ELM4121 | 2.5 | 1.5 | | 84 | | 3 | DUC306 | 3.2 | 1.5 | Cutting wood + No load | 89 | 99.5 | 3 |
| ELM4621 | 2.5 | 1.5 | | 83 | | 3 | DKP181 | 5.0 | 2.5 | Planing softwood | 84 | 95 | 3 |
| DHR182 | 11.0 | 1.5 | Hammer drilling | 89 | 100 | 3 | AF506 | 7.6 | 1.5 | | 99 | 109 | 1.5 |
| DL5211 | 2.5 | 1.5 | | 95 | 103 | 3 | DMP180D | 3.6 | 1.5 | Inflating | 70 | | 3 |
| DRS780 | 2.5 | 1.5 | | 92 | 103 | 3 | DHS900 | 2.5 | 1.5 | Cutting wood | 83 | 104 | 3 |
| DHS782 | 2.5 | 1.5 | Cutting wood | 93 | 104 | 3 | DHS900 | 2.5 | 1.5 | Cutting metal | | | |
| DHS782 | 2.5 | 1.5 | Cutting wood | 93 | 104 | 3 | DGA469 | 5.0 | 1.5 | Grinding | 80 | | 3 |
| DPB182 | 2.5 | 1.5 | Cutting metal | 79 | | 3 | DGA469 | 5.5 | 1.5 | Grinding | 80 | | 3 |
| DSL800 | 2.5 | 1.5 | Disc sanding | 75 | | 3 | DGA519 | 5.5 | 1.5 | Grinding | 80 | | 3 |
| DP0600 | 10.0 | 1.5 | Polishing | 83 | 94 | 3 | DGA519 | 7.0 | 1.5 | Grinding | 80 | | 3 |
| DSC251 | 2.5 | 1.5 | Cutting | 78 | | 3 | UR101C | 2.5 | 1.5 | metal 2 blade | 81.7 | 93.9 | 0.5/0.8 |
| DSC163 | 2.5 | 1.5 | | 78 | | 3 | UR101C | 2.5 | 1.5 | Nyloncord | 80 | 91.8 | 0.9/1.0 |
| DUT130 | 2.5 | 1.5 | Mixing | 74 | | 3 | UR101C | 2.5 | 1.5 | Plasticblade | 78 | 87.4 | 1.0/0.7 |
| DVC150L | 2.5 | 1.5 | | 75 | | 2.5 | UR201C | 2.5 | 1.5 | metal 2 blade | 81.7 | 93.9 | 0.5/0.8 |
| DVC750L | 2.5 | 1.5 | | 76 | | 2.5 | UR201C | 2.5 | 1.5 | Nyloncord | 80 | 91.8 | 0.9/1.0 |
| AF353 | 3.7 | 1.5 | | 92 | 101 | 3 | UR201C | 2.5 | 1.5 | Plasticblade | 78 | 87.4 | 1.0/0.7 |
| AT638A | 5.0 | 1.5 | | 102 | 114 | 1.5 | DVC660 | 2.5 | 1.5 | | 70 | | 2.5 |
| AN924 | 8.1 | 1.5 | | 106 | 116 | 1.5 | DVC665 | 2.5 | 1.5 | | 70 | | 2.5 |
| AN454 | 5.7 | 1.5 | | 102 | 113 | 1.5 | DUR369A | 2.5 | 1.5 | Metal 2 blade | 82 | 93.7 | 0.9/0.4 |
| DLM460 | 2.5 | 1.5 | Cutting grass | 79 | 91 | 3.4 | DUR369A | 2.5 | 1.5 | Nyloncord | 80.5 | 93.8 | 2.5/1.8 |
| ELM4121 | 2.5 | 1.5 | | 84 | | 3 | DUR369A | 2.5 | 1.5 | Plastic blade assy | 78.7 | 88.2 | 0.5/0.4 |
| ELM4621 | 2.5 | 1.5 | | 83 | | 3 | DUR369L | 2.5 | 1.5 | Metal 2 blade | 82 | 93.7 | 0.9/0.4 |
| HR003G | 7.0 | 1.5 | Hammer drilling into concrete | 95 | 106 | 3 | DUR369L | 2.5 | 1.5 | Nyloncord | 80.5 | 93.8 | 2.5/1.8 |
| HR003G DX12 | 7.0 | 1.5 | Hammer drilling into concrete | 93 | 104 | 3 | DUR369L | 2.5 | 1.5 | Plastic blade assy | 78.7 | 88.2 | 0.5/0.4 |
| HR003G | 7.0 | 1.5 | Chiselling | | | | DLM462 | 2.5 | 1.5 | Metal 2 blade | 82.7 | 90.9 | 3 |
| HR003G | 2.5 | 1.5 | Drilling into metal | | | | DLM530 | 2.5 | 1.5 | Metal 2 blade | 78.1 | 90.4 | 3 |
| HR004G | 6.5 | 1.5 | Hammer drilling into concrete | 93 | 104 | 3 | DLM532 | | | | 92 | | 1.6 |
| HR004G DX14 | 6.0 | 1.5 | Hammer drilling into concrete | 93 | 104 | 3 | DLM533 | 2.5 | 1.5 | Metal 2 blade | 78.8 | 87.7 | 3 |
| HR004G | 7.5 | 1.5 | Chiselling | | | | DUB363 | 2.5 | 1.5 | Operation without load | 84.8 | 94.9 | 1.3/0.3 |
| HR004G | 2.5 | 1.5 | Drilling into metal | | | | DUB363 | 2.5 | 1.5 | Operation without load | 84.8 | 94.9 | 1.3/0.3 |
| JR001G | 18.0 | 1.5 | Cutting boards | 85 | 96 | 3 | DUH604S | 2.5 | 1.5 | Rear Handle | 79.3 | 90.3 | 3 |
| JR001G | 19.5 | 2 | Cutting wooden beam | | | | DUH754S | 2.5 | 1.5 | Rear Handle | 80.6 | 91.6 | 3 |
| HP001G | 6.0 | 1.5 | Impact drilling into concrete | 85 | 96 | 3 | | | | | | | |
| HP001G | 2.5 | 1.5 | Drilling into metal | | | | | | | | | | |
| HS004G | 2.5 | 1.5 | Cutting wood | 93 | 104 | 3 | | | | | | | |
| TD001G | 10.0 | 1.5 | Fasteners to max capacity | 96 | 107 | 3 | | | | | | | |

36V (TWIN 18V) / 18V LXT CORDLESS

36V (Twin 18V) LXT Brushless Chainsaw

DUC305/
355/405

| | | | |
|---------------------|-----------------------|-------------------|---------------------------------|
| Max Output | 1,100W | Chain Speed | 0-20 m/s |
| Bar Length | 305: 30cm | Oil Tank Capacity | 200ml |
| | 355: 35cm / 405: 40cm | Net Weight | 305: 4.6-5.3kg |
| Chain Pitch & Gauge | 3/8" / 0.043" | | 355: 4.7-5.4kg / 405: 4.8-5.5kg |



AUTOMATIC CHAIN OILING

- DUC305PG2 2 x 6.0Ah Li-ion
- DUC305PT2 2 x 5.0Ah Li-ion
- DUC305Z Body only
- DUC355PG2 2 x 6.0Ah Li-ion
- DUC355PT2 2 x 5.0Ah Li-ion
- DUC355Z Body only
- DUC405PG2 2 x 6.0Ah Li-ion
- DUC405PT2 2 x 5.0Ah Li-ion
- DUC405Z Body only

STANDARD EQUIPMENT: Fast charger, battery cartridges, saw chain, guide bar, chain cover, oil supply, box wrench.



36V (Twin 18V) LXT Brushless Chainsaw

DUC353

| | |
|-------------------|-----------|
| Max Output | 1,100W |
| Bar Length | 35cm |
| Chain Pitch | 3/8" |
| Chain Gauge | 0.043" |
| Chain Speed | 0- 20 m/s |
| Oil Tank Capacity | 200ml |
| Net Weight | 4.6-5.5kg |

AUTOMATIC CHAIN OILING
TOOL-LESS CHAIN CHANGE



- DUC353PG2 2 x 6.0Ah Li-ion
- DUC353PT2 2 x 5.0Ah Li-ion
- DUC353Z Body only

STANDARD EQUIPMENT: Fast charger, battery cartridges, Saw Chain, Guide Bar, Guide Bar Cover, Oil supply.



18V LXT Brushless Top Handle Chainsaw

DUC254

| | | |
|-------------------|-----------|------------------------|
| Max Output | 570W | AUTOMATIC CHAIN OILING |
| Bar Length | 25cm | |
| Chain Pitch | 3/8" | |
| Chain Gauge | 0.043" | |
| Chain Speed | 0-24m/s | |
| Oil Tank Capacity | 140ml | |
| Net Weight | 2.8-3.3kg | |

To be used by trained
tree surgeons only



- DUC254RT 1 x 5.0Ah Li-ion
- DUC254Z Body only

STANDARD EQUIPMENT: Fast charger, battery cartridges, Chain cover, guide bar, saw chain, wrench, oil set, accessory bag.




36V (TWIN 18V) LXT CORDLESS

36V (Twin 18V) LXT Brushless Top Handle Chainsaw

DUC256
DUC306

| | |
|-------------|--|
| Bar Length | DUC256/256C: 25cm DUC256: 30cm |
| Bar Type | DUC256/306: Sprocket DUC256C: Carving |
| Chain Pitch | DUC256/306: 3/8" DUC256C: 1/4" |
| Chain Gauge | DUC256/306: 0.043" DUC256C: 0.050" |
| Chain Speed | 0 – 20 m/s |
| Net Weight | DUC256/306: 4.6-5.1kg DUC256CZ: 4.6-4.8kg |

To be used by trained
tree surgeons only



- DUC256PG2 2 x 6.0Ah Li-ion
- DUC256PT2 2 x 5.0Ah Li-ion
- DUC256Z Body only
- DUC256CZ Body only
- DUC306PG2 2 x 6.0Ah Li-ion
- DUC306PT2 2 x 5.0Ah Li-ion
- DUC306Z Body only

STANDARD EQUIPMENT: Fast charger, battery cartridges, Saw Chain, Guide Bar, Guide Bar Cover, Spike Bumper. DUC256C: 25mm Carving bar and chain



DUC256 & DUC306

500

Cuts Per Charge
Without Torque Boost

2x 5.0Ah Batteries

45%

Faster Cutting
With Torque Boost

Faster than 30ml engine model

25%

Faster Cutting
Without Torque Boost

Faster than 30ml engine model



40V MAX XGT / 36V (TWIN 18V) / 18V LXT CORDLESS

40V Max XGT Brushless Split-Shaft

UX01G

No Load Speed (Hi)0 – 9,700 rpm

No Load Speed (Med)0 – 8,200 rpm

No Load Speed (Lo)0 – 5,700 rpm

Max Output1,000W

Net Weight4.2 – 12.6kg

AFT

BL

MOTOR


XGT

UX01GD201 2 x 2.5Ah Li-ion

+ ADP10 14.4v/18V charger adaptor

UX01GZ Body only

STANDARD EQUIPMENT: Fast charger, battery cartridges, shoulder strap, hex wrench, accessory bag.



36V (Twin 18V) LXT Brushless Split-Shaft

DUX60

No Load Speed (Hi)0 – 9,700 rpm

No Load Speed (Med)0 – 8,200 rpm

No Load Speed (Lo)0 – 5,700 rpm

Max Output600 W

Net Weight4.1-8.7kg

AFT

BL

MOTOR

18v + 18v

36v

LITHIUM-ION

191F65-0 IS NOT COMPATIBLE WITH DUX60 MACHINES WITH SERIAL NUMBER LOWER THAN 85630 AND ENDING IN Y

DUX60PG2 2 x 6.0Ah Li-ion

DUX60PT2 2 x 5.0Ah Li-ion

DUX60Z Body only

STANDARD EQUIPMENT: Fast charger, battery cartridge, shoulder strap, hex wrench, safety goggles, accessory bag.



18V LXT Brushless Split-Shaft

DUX18

No Load Speed (Hi)0 – 9,700 rpm

No Load Speed (Lo)0 – 6,800 rpm

Max Output470W

Net Weight2.8 - 10.3kg

AFT

BL

MOTOR


LITHIUM-ION

198768-1 AND 198779-6 ARE NOT COMPATIBLE WITH THE DUX18

DUX18RT 1 x 5.0Ah Li-ion

DUX18Z Body only

STANDARD EQUIPMENT: Fast charger, battery cartridge, shoulder strap, hex wrench, accessory bag.



CORDLESS SPLIT-SHAFT ATTACHMENTS

| Brush Cutter | Brush Cutter | Linetrimmer | Linetrimmer | Scissors |
|--------------------|--------------------|--------------------|--------------------|--------------------|
| 198768-1 / EM404MP | 191N31-5 / EM408MP | 198779-6 / EM406MP | 191N49-6 / EM409MP | 191M56-3 / EM407MP |



| Cultivator | Edging Tool | Extension Pole | Pole Saw | Hedge Trimmer |
|--------------------|--------------------|--------------------|--------------------|--------------------|
| 195711-1 / KR400MP | 196752-0 / EE400MP | 191E24-8 / LE400MP | 199927-0 / EY401MP | 196256-2 / EN401MP |




| Power Brush | Sweeper | Blower | Blower |
|--------------------|--------------------|--------------------|--------------------|
| 199318-5 / BR400MP | 199339-7 / SW400MP | 191F65-0 / UB400MP | 191P72-3 / UB401MP |



36V (TWIN 18V) LXT CORDLESS

36V (Twin 18V) LXT Brushless Earth Auger

| | | | |
|-----------------------|-------------|---------------------------------|------------|
| No Load Speed (High) | 0-1,400 rpm | Capacity (High resistance soil) | 150mm |
| No Load Speed (Low) | 0-350 rpm | Capacity (Low resistance soil) | 200mm |
| Chuck Capacity | 2-13mm | Max Torque (H/L) | 48 / 136Nm |
| Max Drilling Capacity | 200mm | Net Weight | 7.3-8.2kg |

**DDG460T2X7** 2 x 5.0Ah Li-ion

DDG460ZX7 Body only

STANDARD EQUIPMENT: Fast charger, battery cartridges, Chuck key, Hex wrench, Adaptor x2.



DDG460

ACCESSORIES: EARTH AUGERS & BLADES FOR DDG460



| Part No. | Description |
|----------|-------------|
|----------|-------------|

| | |
|---------|----------------------------------|
| E-07294 | Earth Auger 100x800mm (with Pin) |
| E-07303 | Earth Auger 150x800mm (with Pin) |
| E-07319 | Earth Auger 200x800mm (with Pin) |
| E-07235 | Extension Bar 540mm (with Pin) |

| Part No. | Description |
|----------|-------------|
|----------|-------------|

| Part No. | Description |
|----------|-----------------------------|
| E-07630 | Auger Blade 100mm (E-07294) |
| E-07646 | Auger Blade 150mm (E-07303) |
| E-07652 | Auger Blade 200mm (E-07319) |

To see the full range visit www.makita.co.uk

36V LXT CORDLESS

36V LXT Brushless Brush Cutter

UR101CZ

| | |
|------------------|-------------------------------|
| Max Output | 1,000W |
| Speed Settings | 3-speed + ADT mode |
| No Load Speed | 0-4,600/ 0-5,500/ 0-7,000 rpm |
| Spindle Size | M10 x 1.25 L |
| Cutting Diameter | 430mm |
| Net Weight | 5.2ka |

**Powered by Back
Pack Power Supply
Only (see page 7)**



UR101CZ Body only

STANDARD EQUIPMENT: Harness, Metal 2-tooth blade, Plastic blade, Nylon cutting head, Blade guard, Box wrench, Hex wrench, Accessory bag



36V LXT Brushless Linetrimmer

UR201CZ

| | |
|------------------|-------------------------------|
| Max Output | 1,000W |
| Speed Settings | 3-speed + ADT mode |
| No Load Speed | 0-4,600/ 0-5,500/ 0-7,000 rpm |
| Spindle Size | M10 x 1.25 L |
| Cutting Diameter | 430mm |
| Net Weight | 4.7ka |

**Powered by Back
Pack Power Supply
Only (see page 7)**



UR201CZ Body only

STANDARD EQUIPMENT: Harness, Metal 2-tooth blade, Plastic blade, Nylon cutting head, Blade guard, Box wrench, Hex wrench, Accessory bag



UR101C & UR201C WITH BACKPACK POWER SUPPLY



PDC01 or PDC1200
Backpack power supply



Body only machines and products do not come with batteries or chargers.

80V MAX (TWIN 40V MAX) / 40V MAX XGT CORDLESS

80V Max (Twin 40V Max) XGT Brushless Brush Cutter UR012GZ04

| | |
|-----------------------|-------------------------------|
| Max output | 2,000W |
| Speed Settings | 3 speed + ADT mode |
| No Load Speed (L/M/H) | 0 - 3,500 / 5,000 / 6,400 rpm |
| Spindle Size | M10 x 1.25 L |
| Cutting Diameter | 480mm |
| Net Weight | 8.0 – 9.3kg |



UR012GZ04 Body Only

STANDARD EQUIPMENT: Nylon cutting head, hex wrench x2, box wrench, shoulder belt, accessory bag.

40V Max XGT Brushless Brush Cutter UR006G

| | |
|-----------------------|-------------------------------------|
| Speed Settings | 3 speed + ADT mode |
| No Load Speed (L/M/H) | 0 - 4,600 / 0 - 5,500 / 0-7,000 rpm |
| Spindle Size | M10 x 1.25 L |
| Cutting Diameter | 430mm |
| Net Weight | 5.7 – 6.3kg |



UR006GD201 2 x 2.5Ah Li-ion
+ ADP10 14.4v/18V charger adaptor

UR006GZ04 Body only

STANDARD EQUIPMENT: Fast charger, battery cartridges, Nylon cutting head, accessory bag, hex wrench, box wrench, shoulder belt.

40V Max XGT Brushless Linetrimmer UR008G

| | |
|-----------------------|-------------------------------------|
| Speed Settings | 3 speed + ADT mode |
| No Load Speed (L/M/H) | 0 - 4,000 / 0 - 4,600 / 0-6,000 rpm |
| Spindle Size | M10 x 1.25 L |
| Cutting Diameter | 430mm |
| Net Weight | 5.0 – 5.7kg |



UR008GD201 2 x 2.5Ah Li-ion
+ ADP10 14.4v/18V charger adaptor

UR008GZ01 Body only

STANDARD EQUIPMENT: Fast charger, battery cartridges, Nylon cutting head, accessory bag, hex wrench, shoulder belt.

40V MAX XGT / 36V (TWIN 18V) LXT CORDLESS

40V Max XGT Brushless Brush Cutter UR002G

| | |
|-----------------------|--------------------------|
| Speed Settings | 3-speed + ADT mode |
| No Load Speed (L/M/H) | 3,500 / 5,300 / 6,500rpm |
| Spindle Size | M10 x 1.25 L |
| Cutting Diameter | 350mm |
| Net Weight | 4.6 – 5.3kg |



UR002GD201 2 x 2.5Ah Li-ion
+ ADP10 14.4v/18V charger adaptor

UR002GZ Body only

STANDARD EQUIPMENT: Fast charger, battery cartridges, Nylon cutting head, accessory bag, hex wrench, box wrench, shoulder belt.

40V Max XGT Brushless Linetrimmer UR003G

| | |
|-----------------------|--------------------------|
| Speed Settings | 3-speed + ADT mode |
| No Load Speed (L/M/H) | 3,500 / 5,300 / 6,500rpm |
| Spindle Size | M10 x 1.25 L |
| Cutting Diameter | 350mm |
| Net Weight | 4.5 – 4.8kg |



UR003GD201 2 x 2.5Ah Li-ion
+ ADP10 14.4v/18V charger adaptor

UR003GZ Body only

STANDARD EQUIPMENT: Fast charger, battery cartridges, Nylon cutting head, accessory bag, hex wrench, box driver, shoulder belt.

36V (Twin 18V) LXT Brushless Brush Cutter DUR369A

| | |
|-----------------------|-------------------------------|
| Speed Settings | 3-speed + ADT mode |
| No Load Speed (L/M/H) | 0-4,600/ 0-5,500/ 0-7,000 rpm |
| Spindle Size | M10 x 1.25 L |
| Cutting Diameter | 430mm |
| Net Weight | 5.9 – 6.5kg |



DUR369APG2 2 x 6.0Ah Li-ion
DUR369APT2 2 x 5.0Ah Li-ion

DUR369AZ Body only


STANDARD EQUIPMENT: Fast charger, battery cartridges, harness, Metal 2-tooth blade, Plastic blade, Nylon cutting head, Blade guard, Box wrench, Hex wrench, Accessory bag

36V (TWIN 18V) CORDLESS

36V (Twin 18V) LXT Brushless Linetrimmer

DUR369L

Speed Settings 3-speed + ADT mode
No Load Speed (L/M/H)
0-4,600/ 0-5,500/ 0-7,000 rpm
Spindle Size M10 x 1.25 L
Cutting Diameter 430mm
Net Weight 5.7 – 6.3kg




DUR369LPG2 2 x 6.0Ah Li-ion
DUR369LPT2 2 x 5.0Ah Li-ion
DUR369LZ Body only

STANDARD EQUIPMENT: Fast charger, battery cartridges, Harness, Metal 2-tooth blade, Plastic blade, Nylon cutting head, Blade guard, Box wrench, Hex wrench, Accessory bag

36V (Twin 18V) LXT Brushless Brush Cutter

DUR368A

Speed Settings 3-speed + ADT mode
No Load Speed (L/M/H)
3,500 / 5,300 / 6,500 rpm
Spindle Size M10 x 1.25 L
Cutting Diameter 350mm (Nylon line head)
Net Weight 4.1-4.7kg



DUR368APG2 2 x 6.0Ah Li-ion
DUR368APT2 2 x 5.0Ah Li-ion
DUR368AZ Body only

STANDARD EQUIPMENT: Fast charger, battery cartridges, Safety goggles, nylon cutting head, accessory bag, hex wrench, box driver, shoulder belt.

ACCESSORIES: NEW CUTTING HEADS



198893-8
Cutter Assembly
95-M10L



197296-3
Cutter Assembly
M10X1.25LH



198383-1
Plastic Blade
Head 255 Set

To see the full range of lines and blades visit www.makita.com

36V (TWIN 18V) / 18V LXT CORDLESS

36V (Twin 18V) LXT Brushless Linetrimmer

DUR368L

Speed Settings 3-speed + ADT mode
No Load Speed (L/M/H)
3,500 / 5,300 / 6,500 rpm
Spindle Size M10 x 1.25 L
Cutting Diameter 350mm (Nylon line head)
Net Weight 3.9-4.5kg



DUR368LPT2 2 x 5.0Ah Li-ion
DUR368LPG2 2 x 6.0Ah Li-ion
DUR368LZ Body only

STANDARD EQUIPMENT: Fast charger, battery cartridges, nylon cutting head, accessory bag, hex wrench, box driver, shoulder belt.

18V LXT Brushless Linetrimmer

DUR190L
DUR191L

Speed Settings 3-speed + ADT mode
No Load Speed (L/M/H)
3,500/ 5,100/ 6,000rpm
Cutting Diameter 300mm (Nylon line head)
Spindle Size M10 x 1.25 L
Net Weight DUR190L: 2.9-3.2kg
DUR191L: 3.2-3.5kg

DUR191L: 2-PART DESIGN FOR
EASY STORAGE AND TRANSPORT



DUR190LRT8 1 x 5.0Ah Li-ion
DUR190LZX3 Body only
DUR191LRT8 1 x 5.0Ah Li-ion
DUR191LZX3 Body only

STANDARD EQUIPMENT: Fast Charger, battery cartridge, shoulder strap, hex wrench, nylon cutting head, accessory bag.

18V LXT Brushless Brush Cutter

DUR190U
DUR191U

Speed Settings 3-speed + ADT mode
No Load Speed (L/M/H)
3,500/ 5,100/ 6,000rpm
Cutting Diameter 300mm (Nylon line head)
Spindle Size M10 x 1.25 L
Net Weight DUR190U: 3.1-3.4kg
DUR191U: 3.4-3.7kg

DUR191U: 2-PART DESIGN FOR
EASY STORAGE AND TRANSPORT



DUR190URT8 1 x 5.0Ah Li-ion
DUR190UZX3 Body only
DUR191URT8 1 x 5.0Ah Li-ion
DUR191UZX3 Body only

STANDARD EQUIPMENT: Fast Charger, battery cartridge, shoulder strap, hex wrench, nylon cutting head, accessory bag.

Body only machines and products do not come with batteries or chargers.

18V LXT CORDLESS

18V LXT Brushless Linetrimmer DUR192L

| | |
|---------------------|--------------------------|
| Speed Settings | 2-Speed |
| No Load Speed (L/H) | 0- 4,500 / 0 - 6,000 rpm |
| Spindle Size | M10 x 1.25 L |
| Cutting Diameter | 300mm |
| Net Weight | 2.7 – 3.0 kg |

2-PART DESIGN FOR EASY STORAGE AND TRANSPORT



DUR192LRT 1 x 5.0Ah Li-ion
DUR192LZ Body only
STANDARD EQUIPMENT: Fast charger, battery cartridge, nylon cutting head, hex wrench, shoulder belt.

18V LXT Brushless Linetrimmer DUR189

| | |
|-----------------------|-------------------------|
| Max Output | 240W |
| Speed Settings | 3-Speed + ADT Mode |
| No Load Speed (L/M/H) | 4,000 / 5,000 / 6000rpm |
| Spindle Size | M8 x 1.25RH |
| Cutting Diameter | 300mm |
| Net Weight | 3.0-3.3kg |



DUR189RT 1 x 5.0Ah Li-ion
DUR189Z Body only
STANDARD EQUIPMENT: Fast charger, battery cartridges, Single harness, nylon cutting head, accessory bag, hex wrench.

18V LXT Linetrimmer DUR181

| | |
|------------------------|---------------|
| No load speed | 7,800rpm |
| Cutting width | 260mm |
| Cord feed system | Bump & feed |
| Cutting system | Single cord |
| Nylon cord | 1.65mm Ø x 8m |
| Shaft adjustment range | 180mm |
| Net weight | 2.8-3.1kg |

EDGER FUNCTION



DUR181RT 1 x 5.0Ah Li-ion
DUR181Z Body only
STANDARD EQUIPMENT: Fast charger, battery cartridges.

40V MAX XGT / 36V (TWIN 18V) LXT CORDLESS

40V Max XGT Brushless Blower UB001G

| | |
|------------------|---|
| No Load Speed | 0-20,000rpm (Cruise control mode) 0-23,000 rpm (Boost mode) |
| Max Air Volume | 0-13.5 m³/min (Cruise control mode) 16.0 m³/min (Boost mode) |
| Max Air Velocity | 53 m/sec (Cruise control mode) 64 m/sec (Boost mode) |
| Net Weight | 3.1-3.9kg |



UB001GD201 2 x 2.5Ah Li-ion
+ ADP10 14.4v/18V charger adaptor
UB001GZ Body only
STANDARD EQUIPMENT: Fast charger, battery cartridges, shoulder belt end nozzle, adapter pipe, extension nozzle, flat nozzle.

36V (Twin 18V) LXT Brushless Blower DUB363

| | |
|------------------|--------------|
| No Load Speed | 0 - 7,850rpm |
| Max Air Volume | 13.4 m³/min |
| Max Air Velocity | 65 m/s |
| Net Weight | 4.5 – 6.6kg |



DUB363PT2V 2 x 5.0Ah Li-ion
DUB363PG2V 2 x 6.0Ah Li-ion
DUB363ZV Body only
STANDARD EQUIPMENT: Fast charger, battery cartridges, vacuum kit, flat nozzle, end nozzle, pipe, shoulder belt, hex wrench.

36V (Twin 18V) LXT Brushless Blower DUB362

| | | |
|------------------|---------------------|--------------------------------|
| No load speed | 11,400 – 21,500 rpm | 6 AIR VOLUME/VELOCITY SETTINGS |
| Max air volume | 6.9 – 13.4 m³/min | LOCK ON FUNCTION |
| Max air velocity | 27-54 m/s | BATTERY FUEL GAUGE |
| Net weight | 3.5-4.2kg | |



DUB362PG2 2 x 6.0Ah Li-ion
DUB362PT2 2 x 5.0Ah Li-ion
DUB362Z Body only
STANDARD EQUIPMENT: Fast charger, battery cartridges, Long nozzle, shoulder strap.

36V / 18V LXT CORDLESS

18V LXT Brushless Blower DUB184

| | |
|-------------------|-------------|
| No Load Speed | 0-18,000rpm |
| Max. Air Volume | 13.0 m³/min |
| Max. Air Velocity | 52.1 m/s |
| Run time (6.0Ah) | 12mins |
| Net Weight | 2.5-3.0kg |



DUB184RT 1 x 5.0Ah Li-ion
DUB184Z Body only
STANDARD EQUIPMENT: Fast charger, battery cartridges, Shoulder belt, nozzle, hex wrench.

36V LXT Brushless Blower UB001CZ

| | |
|---------------------|---------------|
| No Load Speed | 0 – 21,000rpm |
| Cruise control mode | 0 – 21,000rpm |
| Boost mode | 24,000rpm |
| Max Air Volume | |
| Cruise control mode | 0 – 15 m³/min |
| Boost mode | 17.6 m³/min |
| Max Air Velocity | |
| Cruise control mode | 0 – 60 m/sec |
| Boost mode | 70 m/sec |
| Net weight | 2.6 – 2.9kg |

Powered by Back Pack Power Supply Only (see page 7)



UB001CZ Body only
STANDARD EQUIPMENT: Shoulder strap, Nozzle assembly.

UB001CZ WITH BACKPACK POWER SUPPLY

Quick Connect
UB001CZ connect straight to the PDC01 or PDC1200 via the standard plug.

PDC01 or PDC1200 Backpack power supply

40V MAX XGT /18V LXT CORDLESS

18V LXT Blower DUB186

| | |
|------------------|---------------|
| Max Air Volume | 3.2m³/min |
| Max Air Velocity | 68 m/sec |
| No Load Speed | 0 – 18,000rpm |
| Net Weight | 1.6-2.1kg |



DUB186RT 1 x 5.0Ah Li-ion
DUB186Z Body only
STANDARD EQUIPMENT: Fast charger, battery cartridge, garden nozzle.

40V Max XGT Brushless Hedge Trimmers UH004G UH005G

| | |
|---------------------------|---------------------------|
| Blade Length | UH004G: 60cm |
| | UH005G: 75cm |
| No Load Speed (Lo/Med/Hi) | 2,000 / 3,600 / 5,000 spm |
| Blade Type | Double Sided |

| | |
|---------------------|---------------------|
| Max Branch Diameter | 23.5mm |
| Net Weight | UH004G: 4.3 – 4.9kg |
| | UH005G: 4.5 – 5.1kg |

SHARP EDGE CURVED BLADE:
IDEAL FOR TRIMMING



UH004GD202 2 x 2.5Ah Li-ion
+ ADP10 14.4v/18V charger adaptor
UH004GZ Body only
UH005GD202 2 x 2.5Ah Li-ion
+ ADP10 14.4v/18V charger adaptor
UH005GZ Body only
STANDARD EQUIPMENT: Fast charger, battery cartridges, blade cover.

40V Max XGT Brushless Hedge Trimmers UH006G UH007G

| | |
|---------------------------|---------------------------|
| Blade Length | UH006G: 60cm |
| | UH007G: 75cm |
| No Load Speed (Lo/Med/Hi) | 2,000 / 3,000 / 4,000 spm |
| Blade Type | Double Sided |

| | |
|---------------------|---------------------|
| Max Branch Diameter | 25mm |
| Net Weight | UH006G: 4.4 – 5.0kg |
| | UH007G: 4.6 – 5.2kg |

SHARP EDGE BLADE:
IDEAL FOR ROUGH CUT



UH006GD202 2 x 2.5Ah Li-ion
+ ADP10 14.4v/18V charger adaptor
UH006GZ Body only
UH007GD202 2 x 2.5Ah Li-ion
+ ADP10 14.4v/18V charger adaptor
UH007GZ Body only
STANDARD EQUIPMENT: Fast charger, battery cartridges, blade cover.

18V LXT CORDLESS

18V LXT Brushless Hedge Trimmers

DUH502/601/751

| | | | | |
|---------------|---|---------------------|--------------|---|
| Blade length | DUH502Z: 50cm DUH601Z: 60cm DUH751Z: 75cm | Blade type | Double Sided | DUH601Z / DUH751Z: LOW FRICTION BLADES FOR MORE EFFICIENT CUTTING |
| | | Max branch diameter | 23.5mm | |
| | | Net weight | 3.8-4.5kg | |
| No load speed | Lo: 0-2,000spm Mid: 0-3,600spm Hi: 0-4,400spm | | | |

DUH502RT 1 x 5.0Ah Li-ion
DUH502Z Body only
DUH601RT 1 x 5.0Ah Li-ion
DUH601Z Body only
DUH751RT 1 x 5.0Ah Li-ion
DUH751Z Body only

STANDARD EQUIPMENT: Fast charger, battery cartridges, Blade cover.

18V LXT Brushless Hedge Trimmers

DUH604S
DUH754S

| | |
|---------------------|--------------------------------|
| Blade Length | DUH604S: 60cm DUH754S: 75cm |
| No Load Speed | 2,000/ 3,600/ 4,400 spm |
| Blade Type | Single sided |
| Max Branch Diameter | 23.5mm |
| Net Weight | 3.4 – 3.9kg |

DUH604SZ Body only
DUH604SRT 1 x 5.0Ah Li-ion
DUH754SZ Body only
DUH754SRT 1 x 5.0Ah Li-ion

STANDARD EQUIPMENT: Fast charger, battery cartridges, Blade Cover, Chip Receiver

18V LXT Hedge Trimmer

DUH523

| | |
|---------------|-----------|
| No load speed | 1,350spm |
| Blade length | 520mm |
| Max. branch Ø | 15mm |
| Net weight | 3.0-3.4kg |

DUH523RT 1 x 5.0Ah Li-ion
DUH523Z Body only

STANDARD EQUIPMENT: Fast charger, battery cartridges, Blade cover, battery cover.

18V LXT CORDLESS

18V LXT Brushless Pole Hedge Trimmer

DUN500W

| | | | |
|---------------------|-------------------------|-----------------|---|
| Blade Length | 500mm | 2.1 METERS LONG | HEAD ANGLES FROM 45°-70° 180° FOLDABLE FOR STORAGE |
| Strokes per Minute | 2,000/ 3,600/ 4,400 spm | | |
| Max Branch Diameter | 23.5mm | | |
| Overall Length | 2,115 mm | | |
| Net Weight | 3.9 – 4.3kg | | |

DUN500WRT 2 x 5.0Ah Li-ion
DUN500WZ Body only

STANDARD EQUIPMENT: Fast charger, battery cartridges, Blade Cover, Shoulder Harness

18V LXT Pole Hedge Trimmer

DUN461W

| | | | |
|---------------------|---------------|---------------------------------------|--------------------------|
| Blade Length | 460mm | TELESCOPIC PIPE 1.9 - 2.5 METERS LONG | HEAD ANGLES FROM 60°-75° |
| Strokes per Minute | 3,600spm | | |
| Max Branch Diameter | 10mm | | |
| Overall Length | 1,889-2,511mm | | |
| Net Weight | 3.0-3.3kg | | |

DUN461WRT 1 x 5.0Ah Li-ion
DUN461WZ Body only

STANDARD EQUIPMENT: Fast charger, battery cartridge, blade cover.

18V LXT Brushless Pole Hedge Trimmer

DUN600L

| | | |
|---------------------|-------------------------|------------------|
| Blade Length | 600mm | 2.05 METERS LONG |
| Strokes per Minute | 2,000/ 3,600/ 4,400 spm | |
| Max Branch Diameter | 23.5mm | |
| Overall Length | 2,050 mm | |
| Net Weight | 3.7 – 4.1kg | |

DUN600LRT 2 x 5.0Ah Li-ion
DUN600LZ Body only

STANDARD EQUIPMENT: Fast charger, battery cartridges, Blade Cover, Hex Wrench

36V (TWIN 18V) / 18V LXT / 12V MAX CXT CORDLESS

12V Max CXT Pole Hedge Trimmer UN460WDZ

| | |
|---------------------|--------------|
| Blade Length | 460mm |
| Strokes per Minute | 3,600spm |
| Max Branch Diameter | 10mm |
| Overall Length | 1,88-2,511mm |
| Net Weight | 2.8-3.0kg |

TELESCOPIC PIPE 1.9 - 2.5 METERS LONG

HEAD ANGLES FROM 60°-75°



UN460WDZ Body only
STANDARD EQUIPMENT: Blade cover.

36V (Twin 18V) Pruning Shears DUP362Z

| | |
|----------------------|-----------|
| Max Cutting Capacity | 33mm |
| Max Blade Opening | 54mm |
| Cutting Torque | 250N |
| Net Weight | 3.3-3.9kg |



DUP362Z Body only
STANDARD EQUIPMENT: Oil supply, wrench set, diamond file, cord holder, holster, harness, arm band, tool bag, shear blade.

36V (Twin 18V) Pruning Shears DUP361ZN

| | |
|----------------------|-----------|
| Max Cutting Capacity | 33mm |
| Max Blade Opening | 54mm |
| Cutting Torque | 185Nm |
| Net Weight | 3.3-3.8kg |



DUP361ZN Body only
STANDARD EQUIPMENT: Oil supply, wrench set, diamond file, cord holder, holster, harness, arm band, tool bag, shear blade.

18V LXT Garden Sprayer DUS054Z

| | |
|------------------------|-------------|
| Max pressure | 0.3 MPa |
| Tank capacity | 5L |
| Hose Length | 1.7 m |
| Spray Wand length | 0.5 - 0.7 m |
| Nozzle mounting thread | G ¼ |
| Net weight | 3.2 - 3.5kg |



DUS054Z Body only
STANDARD EQUIPMENT: H-Shaped double head nozzle, Spray wand, Spray wand holder, Shoulder belt.

12V Max CXT Garden Sprayer US053DZ

| | |
|------------------------|-------------|
| Max pressure | 0.3 MPa |
| Tank capacity | 5L |
| Hose Length | 1.7 m |
| Spray Wand length | 0.5 - 0.7 m |
| Nozzle mounting thread | G ¼ |
| Net weight | 2.9 - 3.0kg |



US053DZ Body only
STANDARD EQUIPMENT: H-Shaped double head nozzle, Spray wand, Spray wand holder, Shoulder belt.

18V LXT / 12V MAX CXT CORDLESS

18V LXT Grass Shears DUM111

| | |
|--------------------|--------------|
| Cycles per Minute | 1,250 cpm |
| Strokes per Minute | 2,500 spm |
| Cutting Width: | |
| Grass Shear blade | 110mm |
| Hedge Trimmer | 200mm |
| Cutting Heights | 15, 20, 25mm |
| Net Weigh | 1.4 - 1.8kg |

COMES WITH HEDGE TRIMMER ATTACHMENT



DUM111RTX 1 x 5.0Ah Li-ion
DUM111ZX Body only
STANDARD EQUIPMENT: Fast charger, battery cartridges, blade cover.

18V LXT Grass Shears DUM604

| | |
|--------------------|--------------|
| Cycles per minute | 1,250cpm |
| Strokes per minute | 2,500spm |
| Cutting Width | 160mm |
| Cutting Heights | 15, 20, 25mm |
| Net Weight | 1.4-1.8kg |

COMES WITH HEDGE TRIMMER ATTACHMENT



DUM604RTX 1 x 5.0Ah Li-ion
DUM604ZX Body only
STANDARD EQUIPMENT: Fast charger, battery cartridges, Grass receiver, blade cover

12V Max CXT Grass Shears UM600DZX

| | |
|--------------------|--------------|
| Cycles per minute | 1,250 cpm |
| Strokes per minute | 2,500 spm |
| Cutting Width | 160mm |
| Cutting Heights | 15, 20, 25mm |
| Net Weight | 1.3-1.5kg |

COMES WITH HEDGE TRIMMER ATTACHMENT



UM600DZX Body only
STANDARD EQUIPMENT: Grass receiver, blade cover, hedge trimmer shear blade, chip receiver.

18V LXT CORDLESS

18V LXT Brushless Wheelbarrow

| | |
|---------------------------|-------------|
| Max Loading Capacity | 130 kg |
| Max Climbing Angle | 12° |
| Forward Speed (Hi) | 3.5km/h |
| Forward Speed (Lo) | 1.5km/h |
| Reverse Speed | 1.0km/h |
| Net weight (Machine only) | 32.5kg |
| Net weight (Pipe frame) | 44.5-44.8kg |
| Net weight (Bucket frame) | 39.3-39.6kg |



BL
MOTOR
LITHIUM-ION

DCU180Z Body only
STANDARD EQUIPMENT: Wrench x2, support legs, Lock key.

Pipe Frame Set

199009-8



199009-8

Bucket Frame Set

199008-0



199008-0

36V (TWIN 18V) LXT CORDLESS

36V (Twin 18V) LXT Lawnmower

| | |
|-------------------|---------------------|
| No Load Speed | 0 – 3,700rpm |
| Blade Type | Rotary type 2 tooth |
| Cutting Width | 380mm |
| Height Adjustment | 20-75mm |
| Collection box | 40 litres |
| Net Weight | 16.2-16.9kg |

RECOMMENDED FOR LAWNS
OF UP TO 560m²

18v + 18v → 36v
LITHIUM-ION



DLM382PG2 2 x 6.0Ah Li-ion
DLM382CT2 2 x 5.0Ah Li-ion
DLM382Z Body only
STANDARD EQUIPMENT: Fast Charger, battery cartridges, blade, socket wrench.
DLM382CT2 with standard charger.



36V (Twin 18V) LXT Lawnmower

| | |
|-------------------|---------------------|
| No Load Speed | 3,600rpm |
| Blade Type | Rotary type 2 tooth |
| Cutting Width | 430mm |
| Height Adjustment | 20 – 75mm |
| Collection Box | 50 litres |
| Net Weight | 16.8 – 17.5kg |

RECOMMENDED FOR LAWNS
OF UP TO 575m²

18v + 18v → 36v
LITHIUM-ION



DLM432PG2 2 x 6.0Ah Li-ion
DLM432CT2 2 x 5.0Ah Li-ion
DLM432Z Body only
STANDARD EQUIPMENT: Fast charger, battery cartridges, blade, socket wrench.
DLM432CT2 with standard charger.



36V (Twin 18V) LXT Brushless Lawnmower

| | |
|-------------------|-----------------------|
| Max Output | 1,450W |
| No Load Speed | 2,500-3,300rpm |
| Cutting Width | 460mm |
| Blade Type | Rotary type 2 tooth |
| Height Adjustment | 10 settings (20-75mm) |
| Collection Box | 60 litres |
| Net Weight | 25.3-27.6kg |

RECOMMENDED FOR LAWNS
OF UP TO 800m²

STEEL DECK

BL
MOTOR
18v + 18v → 36v
LITHIUM-ION



DLM460PG2 2 x 6.0Ah Li-ion
DLM460PT4 4 x 5.0Ah Li-ion
DLM460Z Body only
STANDARD EQUIPMENT: Battery cartridges, fast charger, socket wrench.



36V (TWIN 18V) LXT CORDLESS

36V (Twin 18V) LXT Brushless Lawnmower

DLM462

| | |
|-------------------|----------------------|
| No Load Speed | 2,500 / 3,300 rpm |
| Cutting Width | 460mm |
| Height Adjustment | 20 – 100mm (10-step) |
| Collection box | 60L |
| Net Weight | 35.3 – 39.0kg |

RECOMMENDED FOR LAWNS
OF UP TO 1,900m²

STEEL DECK

BL
MOTOR

18v + 18v → 36v
LITHIUM-ION

4 Batteries for extended run time
The mower will use 2 batteries at a time. When the first set goes flat turn the switch and keep mowing.



DLM462PT4 4 x 5.0Ah Li-ion

DLM462PG2 2 x 6.0Ah Li-ion

DLM462Z Body only

STANDARD EQUIPMENT: Fast charger, battery cartridges, Blade, Mulch plug, Socket Wrench, Rod

36V (Twin 18V) LXT Brushless Lawnmower

DLM530

| | |
|-------------------|----------------------|
| No Load Speed | 2,300 / 2,800 rpm |
| Cutting Width | 534mm |
| Height Adjustment | 20 – 100mm (10-step) |
| Collection box | 70L |
| Net Weight | 35.5 – 39.3kg |

RECOMMENDED FOR LAWNS
OF UP TO 2,300 m²

STEEL DECK

BL
MOTOR

18v + 18v → 36v
LITHIUM-ION

4 Batteries for extended run time
The mower will use 2 batteries at a time. When the first set goes flat turn the switch and keep mowing.



DLM530PT4 4 x 5.0Ah Li-ion

DLM530PG2 2 x 6.0Ah Li-ion

DLM530Z Body only

STANDARD EQUIPMENT: Fast charger, battery cartridges, Blade, Mulch plug, Side Discharge Mouth, Socket Wrench, Rod

36V (Twin 18V) LXT Brushless Lawnmower

DLM532

| | |
|-------------------|----------------------|
| No Load Speed | 2,300 / 2,800 rpm |
| Cutting Width | 534mm |
| Height Adjustment | 20 – 100mm (10-step) |
| Collection box | 70L |
| Net Weight | 39.0 – 42.8kg |

RECOMMENDED FOR LAWNS
OF UP TO 2,300m²

STEEL DECK

BL
MOTOR

18v + 18v → 36v
LITHIUM-ION

4 Batteries for extended run time
The mower will use 2 batteries at a time. When the first set goes flat turn the switch and keep mowing.



DLM532PT4 4 x 5.0Ah Li-ion

DLM532PG2 2 x 6.0Ah Li-ion

DLM532Z Body only

STANDARD EQUIPMENT: Fast charger, battery cartridges, Blade, Mulch plug, Side Discharge Mouth, Socket Wrench, Rod

36V (TWIN 18V) LXT CORDLESS

36V (Twin 18V) LXT Brushless Lawnmower

DLM533

| | |
|-------------------|----------------------|
| No Load Speed | 2,300 / 2,800 rpm |
| Cutting Width | 534mm |
| Height Adjustment | 20 – 100mm (10-step) |
| Collection box | 70L |
| Net Weight | 43.9 – 47.9 kg |

RECOMMENDED FOR LAWNS
OF UP TO 2,300m²

ALUMINIUM DECK

BL
MOTOR

18v + 18v → 36v
LITHIUM-ION



BL
MOTOR

18v + 18v → 36v
LITHIUM-ION



DLM533PT4 4 x 5.0Ah Li-ion


DLM533PG2 2 x 6.0Ah Li-ion

DLM533Z Body only

STANDARD EQUIPMENT: Fast charger, battery cartridges, Blade, Mulch plug, Socket Wrench, Rod



4 X 18V BATTERIES: DLM462/530/532/533



4 Batteries for extended run time
The DLM462, DLM530, DLM532, DLM533 have 2 battery banks. The mower will use 2 batteries at a time in series to power the 36V brushless motor. When one set of batteries run flat then simply turn the switch and keep mowing.

BL
MOTOR

36V Brushless Motor



36V LXT CORDLESS

36V LXT Brushless Lawnmower LM001CZ

No Load Speed 2,800rpm (normal mode)
2,300-2,800rpm (Soft no load mode)
2,300 rpm (Low noise mode)
Cutting Width 534mm
Height Adjustment 20-100mm (10-step)
Collection box 70L
Net Weight 42.1-49.5 kg

APPROX. MOWING AREA WITH PDC1200 IN PUSH MODE: 6900m²

APPROX. MOWING AREA WITH PDC01 EQUIPPED (4X 6.0AH BATTERIES) IN PUSH MODE: 2300m²



Powered by Back Pack Power Supply Only (see page 7)

LM001CZ Body only
STANDARD EQUIPMENT: Blade, mulch plug, side discharge mouth, socket wrench, rod.

LM001C WITH BACKPACK POWER SUPPLY



Quick Connect
LM001CZ connects straight to the PDC01 or PDC1200 via the standard plug.

The PDC01 or PDC1200 battery level can be checked on the side of each battery pack.

PDC1200

PDC01

CHAINSAWS

Electric Chainsaw UC3541A/2 UC4041A/2

Input wattage 1,800W
Chain speed 14.5m/s
Pitch, chain gauge 3/8", 0.050"
Chain oil tank capacity 200ml
Net weight UC3541A: 4.7-4.8kg
UC4041A: 4.8-4.9kg

AUTOMATIC CHAIN OILING
TOOL-LESS BLADE CHANGE



UC3541A/2 35cm bar 240v
UC4041A/2 40cm bar 240v
STANDARD EQUIPMENT: Guide bar, chain, chain protection cover, 10m lead, hook complete.

Electric Chainsaw UC3551A UC4051A

Input wattage 110V 1,570W
Input wattage 240V 2,000W
Chain speed 14.5m/s
Pitch, chain gauge 3/8", 0.050"
Chain oil tank capacity 200ml
Net weight 5.4-5.7kg

AUTOMATIC CHAIN OILING
TOOL-LESS BLADE CHANGE



UC3551A/2 35cm bar 240v
UC4051A/1 40cm bar 110v
UC4051A/2 40cm bar 240v
STANDARD EQUIPMENT: Guide bar, chain, chain protection cover, 10m lead, hook complete.

32cc Chainsaw EA3201S35B

Engine type 2-stroke
Displacement 32cc
Horsepower 1.70hp
Bar length 35cm
Pitch, chain gauge 3/8", 0.050"
Fuel tank capacity 0.4 litres
Chain oil tank capacity 0.28 litres
Net weight 4.2kg

TOOL-LESS BLADE CHANGE



EA3201S35B
STANDARD EQUIPMENT: Guide bar, chain, chain protection cover, socket wrench, screwdriver.



Catalytic Converter

EASY START TECHNOLOGY

The new Makita easy-start system delivers quick and easy starting for chainsaws. The lightest pull on the cord when the engine flywheel is at a standstill will activate a spring loaded assistance mechanism and speed the crank through the compression stroke and ignition sequence into the combustion cycle, giving you hassle free chainsaw starting time and time again.



EASY START

VIBRATION DAMPENING TECHNOLOGY

Makita have developed a particularly effective system for damping engine vibrations: the Makita two-mass system known as M2M. The vibrating mass, consisting of the engine, bar and chain, is isolated from the other parts of the chain saw by vibration damper elements; it's more effective than simply damping the handles. Effective vibration damping reduces the physical stress of working with a chainsaw. The hands remain steady when cutting and the guide bar can be guided safely and accurately.

M2M
VIBRATION DAMPENING



CHAINSAWS

35cc Chainsaw

EA3500S35B
EA3500S40B

| | |
|-------------------------|--------------|
| Engine type | 2-stroke |
| Displacement | 35cc |
| Horsepower | 2.28hp |
| Bar length | 35cm / 40cm |
| Pitch, chain gauge | 3/8", 0.050" |
| Fuel tank capacity | 0.40 litres |
| Chain oil tank capacity | 0.29 litres |
| Net weight | 4.4kg |



EA3500S35B

EA3500S40B

STANDARD EQUIPMENT: Universal wrench, bar, chain, chain cover, torx wrench, tool kit, hex wrench, carburettor screwdriver.



M2M
VIBRATION DAMPENING

Catalytic Converter

43cc Chainsaw

EA4300F38C
EA4300F45C

| | |
|--------------------|----------------|
| Engine type | 2-stroke |
| Displacement | 43cc |
| Horsepower | 3.0hp |
| Bar length | 38cm / 45cm |
| Pitch, chain gauge | 0.325", 0.050" |
| Fuel tank capacity | 0.48 litres |
| Net weight | 4.9kg |



EA4300F38C 38cm bar

EA4300F45C 45cm bar

STANDARD EQUIPMENT: Universal wrench, bar, chain, chain cover, torx wrench, tool kit, hex wrench, carburettor screwdriver.



M2M
VIBRATION DAMPENING

Catalytic Converter

50cc Chainsaw

EA5000P45D

| | |
|--------------------|----------------|
| Engine type | 2-stroke |
| Displacement | 50cc |
| Horsepower | 3.75hp |
| Bar length | 45cm |
| Pitch, chain gauge | 0.325", 0.058" |
| Fuel tank capacity | 0.47 litres |
| Net weight | 5.4kg |



EA5000P45D

STANDARD EQUIPMENT: Universal wrench, guide bar, chain, Torx wrench, hex wrench, carb. screwdriver, chain protection cover, tool kit.



M2M
VIBRATION DAMPENING

Catalytic Converter

CHAINSaws

55.7cc Chainsaw

EA5600F45D

| | |
|--------------------|----------|
| Engine | 2-Stroke |
| Displacement | 55.7cc |
| Horsepower | 4.1hp |
| Bar Length | 45cm |
| Chain Pitch | 0.325" |
| Chain Gauge | 0.058" |
| Fuel Tank Capacity | 0.57L |
| Oil Tank Capacity | 0.32L |
| Output Wattage | 3.0kW |
| Net weight | 5.8kg |



EA5600F45D

STANDARD EQUIPMENT: Bar, chain, chain cover, socket wrench, screwdriver, carry case.

61cc Chainsaw

EA6100P45D

| | |
|--------------------|----------------|
| Engine type | 2-stroke |
| Displacement | 61cc |
| Horsepower | 4.5hp |
| Bar length | 45cm |
| Pitch, chain gauge | 0.325", 0.058" |
| Fuel tank capacity | 0.8 litres |
| Oil tank capacity | 0.48 litres |
| Net weight | 6.0Kg |



EA6100P45D

STANDARD EQUIPMENT: Universal wrench, guide bar, chain, Torx wrench, hex wrench, carb. screwdriver, chain protection cover, tool kit.

ACCESSORIES: 2-STROKE OIL / CHAIN & BAR OIL



2 stroke engine oil is a premium quality semi-synthetic lubricant offering unrivalled engine protection under all conditions. It has been designed for use in all 2 stroke engines fitted to chainsaws, lawn mowers, hedge cutters/brush cutters and all other garden machinery. It is suitable for use as a pre-mix or in oil injection systems and can be used with a wide range of fuels including LRP, leaded or unleaded petrol. Benefits include: Extended engine life, low smoke, reduced carbon build up and extra lubricity for use with lead free fuel.

| Part No. | Description |
|----------|-------------------------------|
| P-21135 | 2 Stroke Oil 50:1 Red 100ml |
| P-21141 | 2 Stroke Oil 50:1 Red 1 Litre |
| P-21157 | 2 Stroke Oil 50:1 Red 5 Litre |



| Part No. | Description |
|-----------|----------------------------------|
| 980008610 | Chain & Bar Oil- Bio 1 Litre |
| 980008611 | Chain & Bar Oil- Bio 5 Litre |
| P-21163 | Chain & Bar Oil Non-Bio 1 Litre |
| P-21179 | Chain & Bar Oil Non-Bio 5 Litre |
| P-21185 | Chain & Bar Oil Non-Bio 25 Litre |

Bar guard saw chain oil brings high technology to chain saw lubrication. Its unique formula both resists flinging and provides superb lubrication to bar and chain. The latest extreme pressure additives deal with the wear normally associated with chain saw use. It greatly extends bar and chain life by reducing friction drag whilst improving fuel economy. Special adhesive properties ensure excellent fling resistance and low maintenance.

To see the full range of chainsaw accessories visit www.makita.com

CHAINSaws / LINETRIMMERS

79cc Chainsaw

EA7900P45E

| | |
|--------------------|--------------|
| Engine type | 2-stroke |
| Displacement | 78.5cc |
| Horsepower | 5.7hp |
| Bar length | 45cm |
| Pitch, chain gauge | 3/8", 0.058" |
| Fuel tank capacity | 0.75 litres |
| Net weight | 6.6kg |



EA7900P45E

STANDARD EQUIPMENT: Universal wrench, guide bar, chain, Torx wrench, hex wrench, carb. screwdriver, chain protection cover, tool kit.

25.4cc Telescopic Pole Chainsaw

EY2650H25H

| | |
|-------------------------|--------------|
| Engine type | 4-stroke |
| Displacement | 25.4cc |
| Horsepower | 1.03hp |
| Bar length | 255mm |
| Pitch, chain gauge | 3/8", 0.050" |
| No load chain speed | 21m/s |
| Fuel tank capacity | 0.6 litres |
| Chain oil tank capacity | 0.12 litres |
| Net weight | 7.2kg |

TELESCOPIC POLE
2.7 - 3.9 Meters



EY2650H25H

STANDARD EQUIPMENT: Universal wrench, guide bar, chain, Torx wrench, hex wrench, carb. screwdriver, chain protection cover, tool kit.

Electric Linetrimmer

UR3501

| | |
|---------------------|----------|
| Cutting Width | 350mm |
| Input Wattage | 1,000W |
| No Load Speed | 7,500rpm |
| Nylon Cord Diameter | 2.0mm |
| Net Weight | 4.3kg |



UR3501/2

STANDARD EQUIPMENT: Nylon cutting head, harness, socket wrench.

Electric Linetrimmer

UR3000

| | |
|------------------|----------|
| Input wattage | 450W |
| Cutting diameter | 300mm |
| No load speed | 9,000rpm |
| Net weight | 2.6kg |



UR3000/2

STANDARD EQUIPMENT: Shoulder strap, spool assembly, safety glasses.

SAVE THE ENVIRONMENT AND MORE WITH MM4 ENGINES

- No mixing fuel and oil
- Reduce accidental engine damage
- No need for oil at the work area
- Longer run time
- Quicker refuelling
- Less maintenance
- No cold start problems
- Smaller and lighter than a standard 4-stroke engine

££ 60% Saving

Makita 24.5ml 4-stroke brush cutter

££££££

24.5ml 2-stroke brush cutter

40% Saving

Makita 24.5ml 4-stroke brush cutter

££££££

24.5ml 2-stroke brush cutter

MM4
MAKITA MINI 4-STROKE ENGINE



LINETRIMMERS

24.5cc Linetrimmer

EM2511LH

| | |
|---------------------|--------------|
| Displacement | 24.5cc |
| Horsepower | 1.0hp |
| Output Wattage | 710W |
| Fuel Tank Capacity | 0.5L |
| Spindle Thread Size | M10 x 1.25LH |
| Cutting diameter | 420mm |
| Bore size | 25.4mm |
| Net Weight | 5.4kg |



EM2511LH Loop handle

STANDARD EQUIPMENT: Nylon cutting head, single harness, socket wrench, hex wrench x2, oil bottle, accessory bag.



MM4
MAKITA MINI 4-STROKE ENGINE

24.5cc Linetrimmer

ER2550LH

| | |
|---------------------|---------------|
| Engine type | 4-stroke |
| Displacement | 24.5cc |
| Cutting diameter | 412mm |
| Spindle thread size | M8 x 1.25mm R |
| Fuel tank capacity | 0.5 litres |
| Net weight | 4.6kg |



ER2550LH Loop handle

STANDARD EQUIPMENT: Nylon cutting head, socket wrench, hex wrench, pin, oil set, accessory bag.



MM4
MAKITA MINI 4-STROKE ENGINE

25.4cc Linetrimmer

EM2654LH

| | |
|---------------------|---------------|
| Engine | 4-Stroke |
| Displacement | 25.4cc |
| Horsepower | 1.1 hp |
| Output Wattage | 0.77kW |
| Fuel Tank Capacity | 0.6L |
| Spindle Thread Size | M10 x 1.25 LH |
| Bore Size | 34/28mm |
| Net Weight | 5.2kg |



EM2654LH Loop handle

STANDARD EQUIPMENT: Single harness, nylon cutting head, oil bottle, socket wrench, hex wrench, accessory bag.



MM4
MAKITA MINI 4-STROKE ENGINE

LINETRIMMERS / BRUSH CUTTERS

25.7cc Linetrimmer

ER2600L

| | |
|------------------|-------------|
| Engine | 2-stroke |
| Spindle diameter | M8 x 1.25 R |
| Bore size | 25.4mm |
| Displacement | 25.7cc |
| Horsepower | 1.2 hp |
| Output wattage | 830W |
| Tank capacity | 0.6L |
| Net weight | 4.6kg |



ER2600L

STANDARD EQUIPMENT: Nylon cutting head, hex wrench, socket wrench, accessory bag.

25.7cc Linetrimmer

EM2600L

| | |
|---------------------|---------------|
| Engine type | 2-stroke |
| Displacement | 25.7cc |
| Horsepower | 1.2hp |
| Spindle thread size | M8 x 1.25mm L |
| Bore size | 25.4mm |
| Fuel tank capacity | 0.6 litres |
| Net weight | 4.9kg |



EM2600L

STANDARD EQUIPMENT: Nylon cutting head, socket wrench, hex wrench, single harness, accessory bag.

24.5cc Brush Cutter

EBH252U

| | |
|---------------------|----------------|
| Engine type | 4-stroke |
| Displacement | 24.5cc |
| Horsepower | 1hp |
| Cutting diameter | 400mm |
| Spindle thread size | M10 x 1.25mm L |
| Bore size | 25.4mm |
| Tank capacity | 0.5 litres |
| Net weight | 5.7kg |



EBH252U

STANDARD EQUIPMENT: Cutter blade, nylon cutting head, harness, hex wrench x2, socket wrench, oil bottle, accessory bag.

BRUSH CUTTERS

33.5cc 4-Stroke Brush Cutter

EBH341U

| | |
|---------------------|-----------------|
| Engine type | 4-stroke |
| Displacement | 33.5cc |
| Horsepower | 1.4hp |
| Spindle thread size | M10 x 1.25mm, L |
| Bore size | 25.4mm |
| Tank capacity | 0.65 litres |
| Net weight | 7.1kg |



EBH341U

STANDARD EQUIPMENT: Cutter blade, harness, hex wrench x2, socket wrench, oil bottle, accessory bag.



43cc Backpack Brush Cutter

EM4350RH

| | |
|--------------------|-------------|
| Engine | 4-Stroke |
| Displacement | 43cc |
| Horsepower | 2.0 hp |
| Output wattage | 1.5 kW |
| Fuel tank capacity | 0.8L |
| Spindle diameter | M10 x 1.25L |
| Bore size | 25.4mm |
| Net weight | 12.1kg |



EM4350RH

STANDARD EQUIPMENT: Nylon cutting head, hex wrench, socket wrench x2, socket driver, oil bottle, accessory bag.



ACCESSORIES: FOUR-LEAF NYLON LINE



E-01769



E-01775



E-01781

The Four-Leaf shape of the nylon cord helps to decrease noise levels making it ideal for use with low noise cordless brush cutters & line trimmers. There is an increase in the work amount per charge due to the Four-Leafed shape having less air resistance than round nylon line.

| Part No. | Description |
|----------|---------------------------------|
| E-01769 | Four-Leaf Nylon Cord 2.0 - 15M |
| E-01775 | Four-Leaf Nylon Cord 2.0 - 30M |
| E-01781 | Four-Leaf Nylon Cord 2.0 - 310M |

To see the full range of lines and blades visit www.makita.com

BRUSH CUTTERS / SPLIT-SHAFT

43cc 4-Stroke Brush Cutter

EM4350UH

| | |
|---------------------|---------------|
| Engine type | 4-stroke |
| Displacement | 43.0cm³ |
| Horsepower | 2.0hp |
| Spindle thread size | M10 x 1.25, L |
| Bore size | 25.4mm |
| Tank capacity | 0.62 litres |
| Dry weight | 8.3kg |



EM4350UH
STANDARD EQUIPMENT: Nylon cutting head, Hex wrench x2, socket wrench x2, oil bottle, harness, accessory bag.



43cc 4-Stroke Brush Cutter

EM4351UH

| | |
|---------------------|---------------|
| Engine type | 4-stroke |
| Displacement | 43.0cm³ |
| Horsepower | 2.0hp |
| Spindle thread size | M10 x 1.25, L |
| Bore size | 25.4mm |
| Tank capacity | 0.62 litres |
| Dry weight | 8.6kg |



EM4351UH
STANDARD EQUIPMENT: Nylon cutting head, Hex wrench x2, socket wrench x2, oil bottle, harness, accessory bag.



25.4cc 4-Stroke Split Shaft

EX2650LH

| | |
|---------------------|----------|
| Engine type | 4-stroke |
| Displacement | 25.4cc |
| Horsepower | 1.0hp |
| Spindle thread size | M10 |
| Bore size | 25.4mm |
| Fuel tank capacity | 600ml |
| Net weight | 4.6kg |

EX2650LH Loop handle
EX2650LHM + 195652-1 **£522.00** **£626.40**
STANDARD EQUIPMENT: Carry bag, harness, hex wrench x2, socket wrench, oil set, accessory bag.



SPLIT-SHAFT ATTACHMENTS

| Brush Cutter | Brush Cutter | Linetrimmer | Linetrimmer | Scissors |
|--------------------|--------------------|--------------------|--------------------|--------------------|
| 195652-1 / EM400MP | 191N31-5 / EM408MP | 195526-6 / ER400MP | 191N49-6 / EM409MP | 191M56-3 / EM407MP |



| Cultivator | Edging Tool | Extension Pole | Pole Saw | Hedge Trimmer |
|--------------------|--------------------|--------------------|--------------------|--------------------|
| 195711-1 / KR400MP | 196752-0 / EE400MP | 191E24-8 / LE400MP | 199927-0 / EY401MP | 196256-2 / EN401MP |



| Power Brush | Sweeper | Blower | Blower |
|--------------------|--------------------|--------------------|--------------------|
| 199318-5 / BR400MP | 199339-7 / SW400MP | 191F65-0 / UB400MP | 191P72-3 / UB401MP |




HEDGE TRIMMERS

Electric Hedge Trimmer

UH4570/5570 /6570

| | | | |
|---------------|--------|-----------|-----------|
| | UH4570 | UH5570 | UH6570 |
| Input wattage | 550W | 550W | 550W |
| Blade length | 45cm | 55cm | 65cm |
| Max. branch Ø | 18mm | 18mm | 18mm |
| Net weight | 3.6kg | 3.7-3.8kg | 3.8-3.9kg |



UH4570/2
UH5570/2
UH6570/2

STANDARD EQUIPMENT: Blade cover, cord hook for waist belt, 10m lead.

Electric Hedge Trimmer

UH5580/6580 /7580

| | | | |
|---------------|--------|--------|--------|
| | UH5580 | UH6580 | UH7580 |
| Input wattage | 670W | 670W | 670W |
| Blade length | 55cm | 65cm | 75cm |
| Max. branch Ø | 18mm | 18mm | 18mm |
| Net weight | 4.2kg | 4.3kg | 4.4kg |



UH5580/2
UH6580/2
UH7580/2

STANDARD EQUIPMENT: Blade cover, cord hook for waist belt, 10m lead.

22.2cc Hedge Trimmer

EH7500S

| | | |
|--------------------|------------|---------------------------|
| Engine type | 2-stroke | LIGHTWEIGHT |
| Displacement | 22.2cc | FORWARD EXHAUST DIRECTION |
| Horsepower | 1hp | |
| Blade length | 75cm | |
| Blade type | Single | |
| Max. branch Ø | 21.5mm | |
| Fuel tank capacity | 0.4 litres | |
| Net weight | 4.9kg | |



EH7500S

STANDARD EQUIPMENT: Blade cover, socket wrench, hex wrench.

22.2cc Hedge Trimmer

EH5000/6000 /7500

| | | | | |
|---------------|------------|------------|------------|---------------------------------|
| | EH5000W | EH6000W | EH7500W | LIGHTWEIGHT |
| Engine type | 2-stroke | 2-stroke | 2-stroke | FORWARD EXHAUST DIRECTION |
| Displacement | 22.2cc | 22.2cc | 22.2cc | 5 POSITION ROTATING REAR HANDLE |
| Horsepower | 1hp | 1hp | 1hp | |
| Tank capacity | 0.4 litres | 0.4 litres | 0.4 litres | |
| Blade length | 50cm | 60cm | 75cm | |
| Blade type | Double | Double | Double | |
| Max. branch Ø | 20.0mm | 21.5mm | 21.5mm | |
| Net Weight | 4.8kg | 5.0kg | 5.2kg | |



EH5000W
EH6000W
EH7500W

STANDARD EQUIPMENT: Blade cover, socket wrench, hex wrench.

HEDGE TRIMMERS

25.4cc 4-Stroke Pole Hedge Trimmer

EN5950SH

| | | |
|--------------------------|------------|------------------|
| Engine type | 4-stroke | 1.78 METERS LONG |
| Displacement | 25.4cm³ | |
| Horsepower | 1.03hp | |
| Blade length | 590mm | |
| Speed @ max output power | 7,000rpm | |
| No load speed | 10,000rpm | |
| Strokes per minute | 4,200spm | |
| Overall length | 1,780mm | |
| Fuel tank capacity | 0.6 litres | |
| Net weight | 6.0kg | |



EN5950SH

STANDARD EQUIPMENT: Oil set, socket wrench, hex wrench, accessory bag, blade cover.

25.4cc 4-Stroke Pole Hedge Trimmer

EN4951SH

| | | |
|---------------------|--------------|---------------------------|
| Engine | 4-Stroke | HEAD ANGLES FROM 45°-90° |
| Displacement | 25.4cc | 180° FOLDABLE FOR STORAGE |
| Blade length | 490mm | 90° |
| Overall length | 2,050mm | 180° |
| Blade type | Double sided | |
| Max branch diameter | 21.5 mm | |
| Strokes per minute | 4,200spm | |
| Max output power | 0.77kW | |
| Horsepower | 1.03hp | |
| Fuel tank capacity | 0.6 litres | 2.05 METERS LONG |
| Net weight | 6.6kg | |



EN4951SH

STANDARD EQUIPMENT: Blade cover, socket wrench, hex wrench, accessory bag, shoulder strap.

25.4cc 4-Stroke Pole Hedge Trimmer

EN4950H

| | | |
|---------------------|--------------|---------------------------|
| Engine | 4-stroke | HEAD ANGLES FROM 45°-90° |
| Displacement | 25.4cc | 180° FOLDABLE FOR STORAGE |
| Blade length | 490mm | 90° |
| Overall length | 2,550mm | 180° |
| Blade type | Double sided | |
| Max branch diameter | 21.5 mm | |
| Strokes per minute | 4,200 spm | |
| Max output power | 0.77 kW | |
| Horsepower | 1.03 hp | |
| Fuel tank capacity | 0.6 litres | 2.55 METERS LONG |
| Net weight | 6.9kg | |



EN4950H

STANDARD EQUIPMENT: Blade cover, socket wrench, hex wrench, accessory bag, shoulder strap.

LAWNMOWERS

Electric LawnmowerELM4121X

| | |
|-----------------|----------------------|
| Input Wattage | 1,600W |
| No Load Speed | 3,400rpm |
| Cutting Width | 41cm |
| Cutting Heights | 7 settings (20-75mm) |
| Collection Box | 50 litres |
| Net Weight | 17.5-19.1kg |

RECOMMENDED FOR LAWNS
OF UP TO 600Sm²



ELM4121X
STANDARD EQUIPMENT: Wrench, mulch plug.



Steel deck

Electric LawnmowerELM4621X

| | |
|-----------------|----------------------|
| Input Wattage | 1,800W |
| No Load Speed | 2,950rpm |
| Cutting Width | 46cm |
| Cutting Heights | 8 settings (20-75mm) |
| Collection Box | 60 litres |
| Net Weight | 30.5-32.2kg |

RECOMMENDED FOR LAWNS
OF UP TO 1000m²



ELM4621X
STANDARD EQUIPMENT: Wrench, mulch plug.



Steel deck

Electric LawnmowerELM3320X

| | |
|------------------------------|-----------|
| Input Wattage | 1,200W |
| No Load Speed | 3,400rpm |
| Cutting Width | 33cm |
| Cutting Heights (3-settings) | 20 – 55mm |
| Collection Box | 30L |
| Net Weight | 10.2kg |

RECOMMENDED FOR LAWNS
OF UP TO 400m²



ELM3320X
STANDARD EQUIPMENT: Wrench.



Electric LawnmowerELM3720X

| | |
|------------------------------|-----------|
| Input Wattage | 1,400W |
| No Load Speed | 3,400rpm |
| Cutting Width | 37cm |
| Cutting Heights (3-settings) | 20 – 55mm |
| Collection Box | 40L |
| Net Weight | 11.6kg |

RECOMMENDED FOR LAWNS
OF UP TO 500m²



ELM3720X
STANDARD EQUIPMENT: Wrench.



LawnmowerPLM4626N

| | |
|-------------------------|------------------------|
| Engine | Briggs & Stratton 500E |
| Engine type | 4 stroke |
| Displacement | 140cc |
| Horsepower | 2.56hp |
| Cutting width | 46cm |
| Cutting heights | 25-75mm |
| | Centralised 7 step |
| Collection box capacity | 60 litres |
| Net weight | 28kg |

RECOMMENDED FOR LAWNS
OF UP TO 1,000m²

PLM4626N



Steel deck

LawnmowerPLM4631N2

| | |
|-----------------|-------------------------------|
| Engine | Briggs & Stratton 675 Exi R/S |
| Engine | 4-stroke |
| Displacement | 163cm³ |
| Horsepower | 3.5hp |
| Gear box | 1 speed gear box |
| Cutting width | 46cm |
| Cutting heights | 25-70mm |
| | Centralised 8 Step |
| Collection box | 60 litres |
| Net weight | 32.5kg |

RECOMMENDED FOR LAWNS
OF UP TO 1,400m²

MULCHING KIT INCLUDED

PLM4631N2



Steel Deck

LAWNMOWERS

Lawnmower PLM5113N2

| | |
|-----------------|-------------------------------|
| Engine | Briggs & Stratton 675 EXi R/S |
| Engine type | 4-Stroke |
| Displacement | 163cm ³ |
| Horsepower | 3.5hp |
| Gear box | 3 speed |
| Cutting Width | 51cm |
| Cutting Heights | 25 – 70mm (5-Step) |
| Collection box | 65 litres |
| Net Weight | 36kg |

RECOMMENDED FOR LAWNS
OF UP TO 2,000m²

MULCHING KIT INCLUDED

PLM5113N2



Steel Deck

Lawnmower PLM4622N2

| | |
|-------------------------|-------------------------------|
| Engine | Briggs & Stratton 675 EXi R/S |
| Engine type | 4 stroke |
| Displacement | 163 cm ³ |
| Horsepower | 3.5hp |
| Action | 3 speed gear box |
| Cutting width | 46cm |
| Cutting heights | 25-70mm |
| | Centralised 5 step |
| Collection box capacity | 60 litres |
| Net weight | 33kg |

RECOMMENDED FOR LAWNS
OF UP TO 1,800m²

MULCHING KIT INCLUDED

PLM4622N2



Steel Deck

Lawnmower PLM5600N2

| | |
|-------------------------|-------------------------------|
| Engine | Briggs & Stratton 675 EXi R/S |
| Engine type | 4 stroke |
| Displacement | 163 cm ³ |
| Horsepower | 3.5hp |
| Action | 3 speed gear box |
| Cutting width | 56cm |
| Cutting heights | 25-70mm |
| | Centralised 8 step |
| Collection box capacity | 70 litres |
| Dry weight | 37.2kg |

RECOMMENDED FOR LAWNS
OF UP TO 2,200m²

MULCHING KIT INCLUDED

PLM5600N2



Steel Deck

Lawnmower PLM4815

| | |
|-------------------------|----------------------------------|
| Engine | Briggs & Stratton 675 ReadyStart |
| Engine type | 4 stroke |
| Displacement | 190cc |
| Horsepower | 3.34hp |
| Cutting width | 48cm |
| Cutting heights | 30-80mm |
| | Centralised 6 step |
| Collection box capacity | 70 litres |
| Net weight | 40kg |

RECOMMENDED FOR LAWNS
OF UP TO 1,800m²

MULCHING KIT INCLUDED

PLM4815



Aluminium deck
with steel liner



Mulching Lawnmower PLM4817

| | |
|-----------------|--------------------------|
| Engine | Briggs and Stratton 500E |
| Engine type | 4-stroke |
| Displacement | 140cc |
| Horsepower | 2.56hp |
| Cutting width | 48cm |
| Cutting heights | 25-70mm (8-stage) |
| Net weight | 24.3kg |

RECOMMENDED FOR LAWNS
OF UP TO 1,400m²



PLM4817



Steel deck



ACCESSORIES: 4-STROKE OIL



4 stroke engine oil is a high performance lubricant formulated from a carefully balanced mixture of mineral base stocks fortified with the latest additive technology. 4 Stroke is suitable for all makes of four stroke petrol and naturally aspirated diesel stationary engines found on horticultural machines.

| Part No. | Description |
|----------|---------------------------------|
| P-21200 | 4-Stroke Oil-SAE 30 1 Litre |
| P-21216 | 4-Stroke Oil-SAE 30 5 Litre |
| P-21244 | 4-Stroke Oil SAE 10W 30 1 Litre |



For use with MM4
machines & lawnmowers

To see the full range of oils visit www.makitauk.com

LAWNMOWERS / SCARIFIERS

Mulching Lawnmower PLM5121N2

| | |
|-----------------|-------------------------------|
| Engine | Briggs & Stratton 675 EXi R/S |
| Engine type | 4 stroke |
| Displacement | 163 cm³ |
| Horsepower | 3.5hp |
| Action | 1-speed gear box |
| Cutting width | 51cm |
| Cutting heights | 25-70mm |
| Net weight | 31.0kg |



Mulching System
The PLM5121N2 has a specially shaped blade that holds the grass clippings in the deck of the mower so it can cut them into fine pieces. The clippings then settle on the lawn quickly decomposing adding in the growth and overall health of the lawn.

RECOMMENDED FOR LAWNS
OF UP TO 1,800m²



Steel deck



PLM5121N2

Electric Scarifier UV3200

| | |
|-------------------------------|------------------|
| Rated voltage | 230-240v~50-60Hz |
| Rated power | 1300W |
| No load speed | 3500/min |
| Working width | 32cm |
| Working depth | -10~+10mm |
| Height adjustment | 5 settings |
| Collection container capacity | 30 litres |
| Net weight | 12.0kg |

CAN BE USED WITH OR WITHOUT
COLLECTION BOX



UV3200
STANDARD EQUIPMENT: 10m power lead.

Electric Scarifier UV3600

| | |
|-------------------------------|------------------|
| Rated voltage | 230-240v~50-60Hz |
| Rated power | 1800W |
| No load speed | 3700/min |
| Working width | 36cm |
| Working depth | -10~+5mm |
| Height adjustment | 4 settings |
| Collection container capacity | 40 litres |
| Net weight | 15.3kg |

CAN BE USED WITH OR WITHOUT
COLLECTION BOX



UV3600
STANDARD EQUIPMENT: 10m power lead.

BLOWERS

75.6cc Backpack Blower EB7660TH

| | |
|--------------------|-------------|
| Engine | 4-Stroke |
| Cubic Capacity | 75.6 cc |
| Max air velocity | 92 m/sec |
| Max air volume | 20 m³/min |
| Fuel Tank Capacity | 1.9 litres |
| Net weight | 11.9-12.1kg |



EB7660TH
STANDARD EQUIPMENT: Oil bottle, box wrench, driver, end nozzle, flexible pipe, swivel pipe, hose clamp, flat nozzle, long pipe, accessory bag.

52.5cc Backpack Blower EB5300TH

| | |
|--------------------------|------------|
| Engine Type | 4-Stroke |
| Displacement | 52.5cc |
| Max Air Flow Volume | 15 m³/min |
| Max Air Velocity | 82 m/s |
| Speed @ Max Output Power | 6,400 rpm |
| Speed @ Idling | 2,800 rpm |
| Fuel Tank Capacity | 1.8 litres |
| Net Weight | 9.8-10.1kg |



EB5300TH
STANDARD EQUIPMENT: Oil bottle set, box wrench, driver, flexible pipe, long pipe, swivel pipe, hose clamp, end nozzle, flat nozzle, accessory bag.

24.5cc Hand Held Blower BHX2501

| | |
|----------------------|------------|
| Engine type | 4-stroke |
| Displacement | 24.5cc |
| Horsepower | 1.08hp |
| Max. air flow volume | 10.1m³/min |
| Net weight | 4.5kg |



| | |
|----------|-------------------|
| | BHX2501 |
| 197235-3 | Vacuum Attachment |



BHX2501
STANDARD EQUIPMENT: Hose clamp, pipe 1 and 2, flat nozzle, tool kit.

MIST BLOWER / SHREDDER

75.6cc Backpack Mist Blower

PM7651H

| | |
|--------------------------|-------------|
| Engine type | 4-Stroke |
| Displacement | 75.6cc |
| Power rating | 2.7 kW |
| Fuel tank | 1.8 litres |
| Oil tank capacity | 0.22 litres |
| Solution tank capacity | 15 litres |
| Speed @ max output power | 7,400rpm |
| Speed @ idling | 2,800 rpm |
| Spray range (H/V) | 16/13 m |
| Max air volume | 14.1 m³/min |
| Max air velocity | 85 m/s |
| Net weight | 14.1kg |



PM7651H

STANDARD EQUIPMENT: Oil bottle, box wrench, driver, hand strap, flexible pipe, straight pipe 630, straight pipe 380, hose clamp, tube 10-250, end pipe.

Electric Shredder

UD2500/2

| | |
|-------------------------|-----------|
| Input wattage | 2,500W |
| Max. branch Ø | 45 mm |
| Cutting speed | 40 rpm |
| Collection box capacity | 67 litres |
| Net weight | 27.6kg |



UD2500/2

STANDARD EQUIPMENT: 10m power lead.

ACCESSORIES: THIRD GENERATION BAGS



E-05549
Ultimate
Chainsaw
Carry Bag

Suitable for most popular sized chainsaws, the Ultimate Chainsaw Carry Bag provides stable and secure carrying and storage of your chainsaw. The waterproof base is designed to hold the chainsaw in place and allows for easy clean-up. Made from heavy duty polyester, it is both wear resistant and waterproof.



E-05555
Roll-Top All-Weather
Backpack

Featuring a new, modern design & functional roll-top closure, the Roll-top All-Weather Backpack can be used for any occasion. With three external pockets, a large internal pocket & central strap with quick release clip, this backpack is stylish yet functional and can transport all manner of items as the Roll-top closure allows you to adapt it's size to the contents.

To see the full third generation range visit www.makitauk.com

PUMPS

Centrifugal Water Pump

EW2050H
2051H/3051H

| | EW2050H | EW2051H | EW3051H |
|--------------------|-------------|-------------|-------------|
| Displacement | 169cc | 169cc | 169cc |
| Fuel | Unleaded | Unleaded | Unleaded |
| Fuel tank capacity | 3.2L | 3.2L | 3.2L |
| Hose diameter | 50mm | 50mm | 76mm |
| Pump type | Clean Water | Dirty Water | Dirty Water |
| Max delivery | 520 L/min | 700 L/min | 1,000 L/min |
| Max head | 32m | 23m | 23m |
| Max draw | 8.0m | 8.0m | 8.0m |
| Net weight | 24.9kg | 24.9kg | 26.1kg |



EW2050H

EW2051H

EW3051H

STANDARD EQUIPMENT: Hose coupling x2, hose band x3, strainer, engine tool kit.
EW2051H / EW3051H only: Hex wrench.



4-Stroke Water Pump

EW1050HX

| | |
|--------------------|----------------|
| Engine type | 4-Stroke |
| Displacement | 24.5cc |
| Horsepower | 1.1hp |
| Max delivery | 120 litres/min |
| Max. head | 41m |
| Max. draw | 8.7m |
| Hose diameter | 25.4mm |
| Fuel tank capacity | 0.5 litres |
| Net (dry) Weight | 5.8kg |



EW1050HX

STANDARD EQUIPMENT: 8m delivery hose and nozzle.

4-Stroke Water Pump

EW1060HX

| | |
|--------------------|----------------|
| Engine type | 4-Stroke |
| Displacement | 33.5 cc |
| Horsepower | 1.7hp |
| Max delivery | 130 litres/min |
| Max. head | 45m |
| Max. draw | 8m |
| Hose diameter | 25.4mm |
| Fuel tank capacity | 0.65 litres |
| Net (dry) weight | 7.3kg |



EW1060HX

STANDARD EQUIPMENT: 8m delivery hose and nozzle.

BACKPACK BATTERIES: FUELLING THE FUTURE OF GARDEN MACHINERY

PDC01 Portable Backpack Power Supply LXT (see page 7)

191A64-2 Includes LXT power pack and Twin 18V adaptor. (18V batteries not included)

191A59-5 Includes LXT power pack, 18V and Twin 18V adaptor. (18V batteries not included)

191C91-1 Includes LXT power pack, 4x 5.0Ah 18V LXT batteries, Charger and Twin 18V adaptor

PDC1200 Portable Backpack Power Supply LXT & XGT (see page 7)

PDC1200A01 Includes 1,200Wh Battery power pack, DC4001 Charger and Twin 18V adaptor.

PDC1200A02 Includes 1,200Wh Battery power pack and DC4001 Charger.

